

Position of the Believer

Materials I Need:

Legend:



= Option 1, Appropriate for 1st – 2nd Grade



= Option 2, Appropriate for 3rd – 6th Grade

Memory Work:

“Since, then, you have been raised with Christ, set your hearts on things above, where Christ is seated at the right hand of God.” Colossians 3:1 (NIV)

Aim Questions:

1. **How does Paul usually divide his letters? What are the two main divisions for the book of Colossians?** *(Paul usually divides his letters with theology first (ch. 1-2), and then practice second (ch. 3-4).)*
2. **If Jesus Christ is our greatest treasure, then what should our lives look like?** *(We will become more like Him and hate sin in our lives.)*
3. **Why does the Bible call sin “idolatry”?** *(Because it’s placing someone or something as more important or greater than God.)*
4. **What does the clothing of Christ look like spiritually? In other words, what are some of the characteristics of His clothing, as compared to our old clothes?** *(Love, compassion, kindness, gentleness.)*
5. **How can we get the Word of God into our lives more effectively?** *(Hear it, read it, study it, memorize it, and meditate upon it.)*



Hook:






Putting on “OLD SELF” (*Craft/Discussion*).   Each student will need:



large brown paper bag
scissors
slips or tags of paper
tape
coloring crayons
pencil or pen

1. Help each student make a vest or pinafore by cutting holes for their heads and arms.
2. Help them write out sins committed or ungodly characteristics directly on the bags or separately on tags, which can then be taped on to the bags.
3. Students may color the bags to give the appearance of being dirty.
4. Discuss how we are before we come to Christ. The passage in Colossians to be covered this morning will call believers to put on our “new self” by clothing ourselves with Christ-like qualities.
5. Students will have an opportunity to remove these bags and trade them in for clean ones later during the teaching time.




 **Dress-Up Corner (Activity).**  Bring in different types of clothing for the students to try on. Some of these articles of clothing should be attractive or desirable, while others should be less appealing. You may try bringing in some dirty or worn clothes and watch to see if anyone would like to use them. Tell the students that this morning we will be talking about putting on special clothing. It won't be anything like we've ever had before! It will be clothing just like what Jesus wears!

 **I Want to Dress Just Like Jesus (Discussion).**   You will need:
whiteboard
pieces of clothing made out of construction paper (assorted colors)
scissors
pen

1. Ask the students to describe some of the attributes of Christ.
2. Write these descriptions on the paper clothing shapes.
3. Draw a stick figure on the board (representing Christ) and add pieces of clothing to the figure as the students call out the attributes.
4. Reinforce the idea of putting on Christ-like qualities as we would clothes.

 **Paper Dolls (Activity).**  You will need:
paper dolls or a flannel graph board with assorted characters
assorted clothing for each figure

1. Allow the students to dress the characters differently.
2. Talk about how different the figure looks when they dress differently. Even though it may be the same doll behind each article of clothing, they take on a certain appearance, depending on what they are wearing.
3. Ask the students: Is that true of us as well? What kind of clothing did the Colossians wear?
4. Tell the students that they will hear how Paul encouraged the people in Colosse to put on a certain type of clothing. It was not physical clothing, but it could change how they looked on the outside.

 **Compass Pointers (Discussion/Activity).**   This morning the students will have an opportunity to make a craft relating to the direction that the compass within our hearts is pointing. It will either point to Christ or to the world. As a warm-up activity, show your students how an actual compass works. You may choose to invite someone to class who has had experience using a compass.




Ask the students the following questions:

1. Who invented the compass?
2. How was it originally used?
3. How do we use them today?
4. What purpose do they serve for us?
5. What elements might cause us to get a false reading?



Book:

Presentation Ideas –

 **Christ-Like Character Qualities (Illustration).**   Wear two layers of clothing. A clean, white set is worn underneath a set of dirty clothes. Pin tags, with sins written on them, all over your outside/ dirty clothes. At the completion of the Bible Adventure, remove the dirty clothes, revealing the clean, white clothes underneath. These clothes could have Christ-like character qualities pinned to them. *Note:* Be careful not to give the impression that someone who wears soiled clothing or who cannot afford fancy clothes should be considered sinful or worth less in the eyes of God than someone who has nice clothes. Make sure they understand that we are putting on godly character qualities and taking off fleshly desires in the same way we put on and take off clothes. The clothes are only used as an illustration.

Bible Adventure for 1st – 6th Grades –

In Paul's letter to the Colossians, he wrote first about the preeminence or supremacy of Christ. Christ is first place in all things, and all the fullness of God lives in Him. He is everything a person could ever want to satisfy them. In His work on the cross, Christ has done everything required to make it possible for sinful man to approach a holy God. Paul went on with his letter, telling the new believers that when they put their faith and trust in Christ, they spiritually died and were resurrected with Him. They were now spiritually alive to God and able to be taught the truth of God's Word. Not only were they able to be taught and to recognize truth, they were also given the power to live it. Was this an automatic thing, or would it require some effort? The Bible is pretty clear in its teaching that there are still choices to be made as we live the Christian life on this earth. We still have problems with sin because we are still tied to these bodies of flesh. We tend to focus on what we can see, feel, taste, and touch, but that's not the focus God wants us to have.

Paul said in Colossians 3, "Set your minds on things above, not on earthly things" (v. 2). If Jesus Christ is truly our greatest treasure, our minds will be focused on spiritual, heavenly things. Your heart will be like a compass that will always be pointed toward Christ and the things of heaven, not the things of earth. Rather than desiring those things you can see, feel, and touch, which are not going to last anyway, our desire will be directed by God. Remember, we have died with Christ and have been raised up with Him. We no longer belong to this world but are citizens of heaven where Christ sits at the right hand of God.

When you set your mind on things of this earth, things that make your flesh happy (but only temporarily), you are setting your desires ahead of God. You are really worshiping yourself, which is idolatry. When you set your mind on Christ and on spiritual things, you will find yourself joyfully obeying God and turning away from sinful desires. Paul mentioned several sins that we are always to avoid:

Greed—always wanting more and never being satisfied with what we have.

Anger—bitterness toward another person which bubbles just below the surface.

Rage—an explosion of anger toward someone or something.

Filthy language—not just cursing, but hurtful words as well.

Lying—speaking anything that is untrue.

Paul urged those who have their treasure in Christ to lay these things aside and to put on the "new self." Paul gave us a wonderful picture of how this is to be done. He used the image of clothing to get his idea across. We are to take off the dirty, smelly, old clothes that are a picture of sin in our lives and put on the pure, white clothing that Christ provides for us. If you'd been out fishing all day long on a hot summer day, your clothes would probably not be in great shape at the end of the day, would they? You'd have pieces of bait stuck to you, the smell of fish all over you, plus the perspiration from your own body. Not too nice, right? That's how sin dirties up your life, too. Before we put our faith in Christ, spiritually we smell rotten. If once you got out of those filthy, smelly clothes, would you want to put them back on? No way! Why go back to sinful ways when you possess the greatest treasure of all in Christ? He has new clothes for you to wear—beautiful, radiant, pure, and spotless clothing. What is this new clothing made of? You might say it is made up of the character of Christ. You're putting on Christ-likeness and your new clothing will consist of:

Compassion—having tender mercy for those around us.

Kindness—showing goodness and love to others.

Humility—seeing other people as being more important than me.

Gentleness—treating others with patience and tenderness.

Patience—having a heart that remains Christ-like even when I am treated unfairly.

Each of these attitudes could be found in abundance in Jesus Christ. He demonstrated each one perfectly while He was on this earth. When we clothe ourselves with these attitudes, we will also have the right attitudes Paul described in Colossians 3:13: "Bear with each other and forgive whatever grievances you may have against one another. Forgive as the Lord forgave you." We will put up with those around us who are imperfect, who make lots of mistakes, and who may hurt us in the process. Just as Jesus Christ treated us with patience and forgiveness, those who are in Him will do the same. We will do this because over all the other clothing, we are to put on love, which holds all the other characteristics together in perfect unity. When we truly love others it is easier to be patient and to forgive.

If someone were to take a look at your spiritual clothes, what would they see? As believers we are to put on and wear the new clothes Christ has given to us, not the old, dirty, smelly clothes we used to wear. The Colossians used to wear their old clothing, but when they became believers, they traded in their old clothes for new ones. Think about your own life in light of God's Word. Have you ever put on the clothing of Christ for your life? If so, which of the following attitudes do you need to work on right now: compassion, kindness, humility, gentleness, or patience? Do you need to see more of these actions in your life: bearing with others and forgiving them?

Perhaps you are wondering, "How do I set my mind on things above?" "How do I make sure my heart's compass points to Christ and not toward the things of this world?" Paul gave the answer in verse 16: "Let the Word of Christ dwell in you richly as you teach and admonish one another with all wisdom." Letting the Word dwell in you richly means that you have spent so much time reading it, thinking about it, and praying about it that it is very much at home in your life. More important, you truly want to obey it. It controls the way you think, the way you speak, and the way you act. You no longer act like the old person you once were but like the new person you are in Jesus Christ.

Which direction does the compass of your heart point to? Jesus Christ or the world? Paul tells us that the heart of one who treasures Christ will always be seeking Him and eternal things. This truth can be used as a measure of our love for God. The more we love the world, the less we will love God. And the more we love God, the less we will love the world. Jesus said we could not love both (Matthew 6:24). The direction our heart's compass is pointed will decide the direction our lives will take. Is Jesus Christ the greatest treasure of all of my life? If He isn't, I will become more like the world and less like Christ. If He is, I will steadily grow to be like Him. Then I can, as Paul wrote, "do all in the name of the Lord Jesus." I can act like Christ acts and do what Christ wants. I can bring honor and glory to Him by the way I live my life.



Look:



Heart Compass (Craft).   Each student will need:



COL03.GF1 copied onto white cardstock
1 sheet of construction paper
1 small brad
scissors
glue
coloring crayons, pen, or pencil

Have the students follow the directions below to complete their craft:



1. Cut out the compass, arrow, and labels
2. Glue the labels onto the sheet of construction paper as shown in the illustration.
3. Using the small brad, attach the arrow to the center of the compass.
4. Draw or write those things on the sides of the compass which are considered earthly, sinful desires that may keep you from "setting your mind on things above."

Teachers: Remind the students that it is only God's Word that will keep our heart-compass pointed in the right direction—toward Christ.



Setting Your Sights on Things Above (Worksheet).   Based on the Bible Adventure this morning, have the students complete **COL03.GF2** by drawing lines to the words that represent the types of things upon which we should focus our attention. Discuss why it is difficult for us to keep focused. Share with them some ways to keep heavenly things in the forefront of our thoughts, actions, and lives.



Bury "Old Self" and Put On "New Self" (Activity/Craft).   Using white butcher paper, make a tunic by cutting a hole for the student's head, and allow 2-3 feet down from their shoulders. Write or tape godly character qualities on this new set of clothes. Provide a piece of yarn, ribbon, or cording to tie around their waists (love, which binds them all together). For a TOOK time activity it would be a dramatic illustration to take the students outside and dig a hole in the ground on the empty lot next to the church, and bury all of their "old self" clothes made during the HOOK time. They can then put on their new clothing representing the "new self." This is a great opportunity for presenting the Gospel and leading those to Christ who have not yet made that commitment.

Colossians Chapter Three (Word Search/Crossword Puzzle). 🦋, 🦋 As the students complete these puzzles, use them as an opportunity to reinforce the concepts taught in this morning's Bible Adventure.

Word Search: COL03.GF3 Pg. 1. Answer Key: COL03.GF3 Pg. 2.

Crossword Puzzle: COL03.GF4 Pg. 1. Answer Key: COL03.GF4 Pg. 2.

Aim Questions (Worksheet). 🦋 Have the students answer the Aim Questions about today's Bible Adventure, **COL03.GF5.**

Passage Review Questions (Worksheet). 🦋 This booklet contains many questions from the Scripture passage covered in today's lesson. Students may work on them in class and complete them during the week at home, **COL03.GF6.**



Took:

Putting On Christ-Like Clothing (Take-Home Activity/Craft). 🦋, 🦋 Cut out the figure and articles of clothing on **COL03.GF7 Pgs. 1 & 2.** Trace around these on construction paper and cut out different colors for each piece. Paste the figure on a separate sheet of construction paper with the verse below. If you want to make a pocket on the same sheet to hold the different articles of clothing, this will help all the pieces stay together. Write compassion, kindness, humility, gentleness, patience, forgiveness, and love on each piece of clothing. Encourage the students, or their parents, to use these this week to reinforce Christ-like character qualities found in the children, or demonstrated throughout this next week. Each time the child displays these qualities, allow them to put an article of clothing on the figure. Can they completely clothe their figure every day?

The "New Self" Boutique (Discussion/Activity). 🦋, 🦋 Set up a clothing display, and act as if you are the shopkeeper. Invite the students inside for a look at the new clothing that just arrived. As you show the different articles of clothing, ask the students to describe the terms found in today's Bible Adventure describing the new clothes we are to put on (compassion, kindness, humility, gentleness, patience, forgiveness, and love). Ask the students how they will put these on this week and to name situations where these can be applied. Hopefully, as they wear these new clothes, people will compliment them on how attractive they are, and perhaps even inquire as to where they might obtain the same garments. Wouldn't that be wonderful? You can tell them that they were free, and Christ bought them for you with His life!

What Fills Your Treasure Chest? (Maze). 🦋, 🦋 Have the students complete the maze starting with the empty "earthly" treasure chest to a treasure chest of "things above," **COL03.GF8.**

Colossians Mobile (Craft). 🦋, 🦋 Students may add a piece to their mobiles each week as they work their way through the book of Colossians. Each student will need:

COL03.GF9 copied onto white paper

glue

scissors

coloring crayons

paper clip

Have the students follow the directions below to complete their craft:


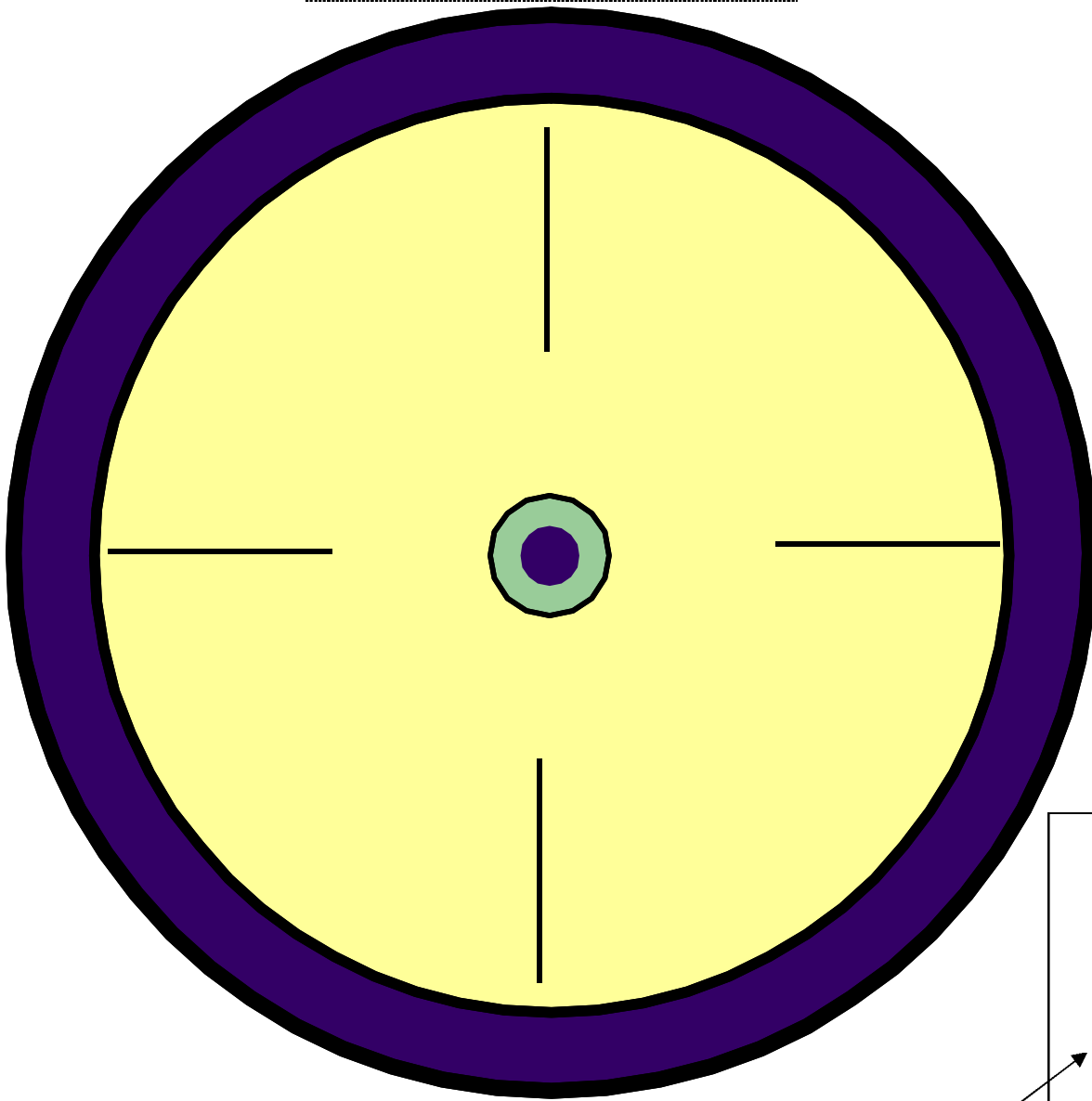
1. Color and cut out the figures of the children.
 2. Glue them back to back.
 3. Cut out the boxes and paste them on the children.
 4. Bend a paper clip to form an "S" shape and hang from the mobile in the middle at the bottom.
- Next week, the students will add their final piece as we finish the book of Colossians.

Heart
Compass
Craft

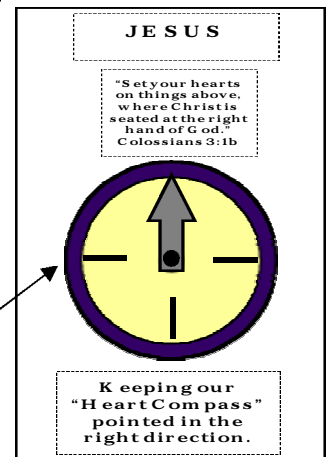
J E S U S

“Set your hearts
on things above,
where Christ is
seated at the
right hand of
God.”
Colossians 3:1b

Keeping our
“Heart
Compass”
pointed in the
right
direction.

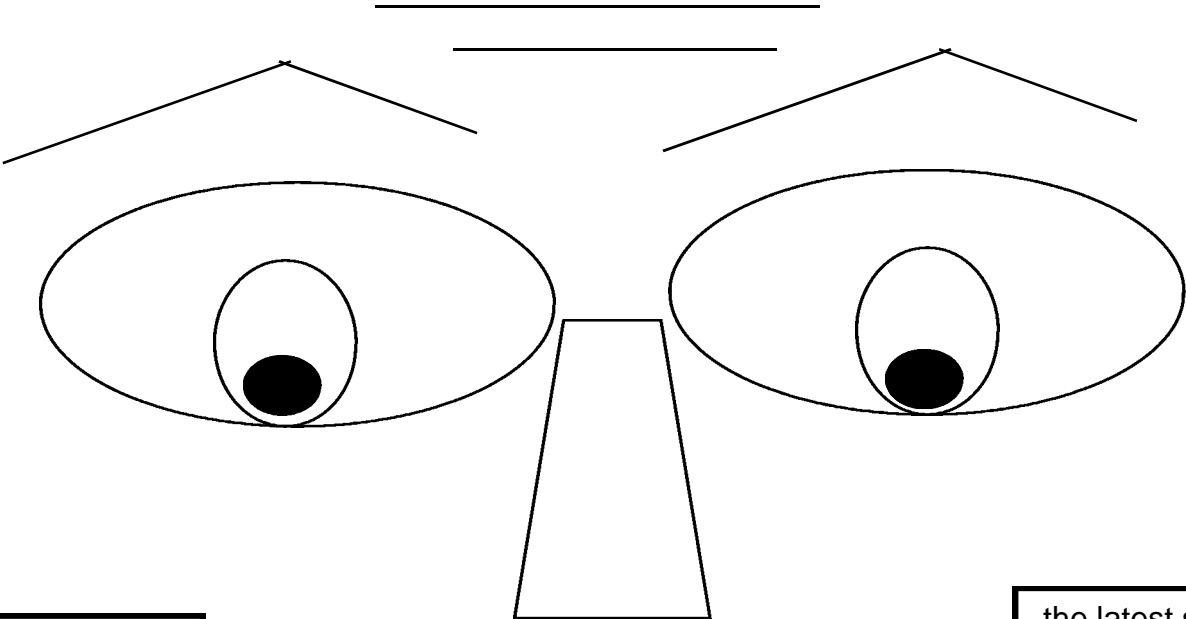


illustration



Setting Your Sights on Things Above

Draw lines from the eyes to the words which represent the types of things on which should have our attention.



patience

the latest styles

humility

power of Christ in us

abrasive speech

\$\$\$\$\$\$\$\$\$\$\$\$

anger

a new bike

godly character

a new toy

nice clothes

wealth

kindness

peace

envy

forgiveness

love

compassion

humble spirit

big screen T.V.

gentleness

stuff I have

impurity


Christ-likeness

gossip

Christ living in you

Colossians Chapter Three

Word Search



ALIVE
ANGER
BEAR

COMPASSION
DEAD
FAITH

FORGIVE
GENTLE
HUMILITY

KINDNESS
LORD
MALICE

PATIENCE
SLANDER

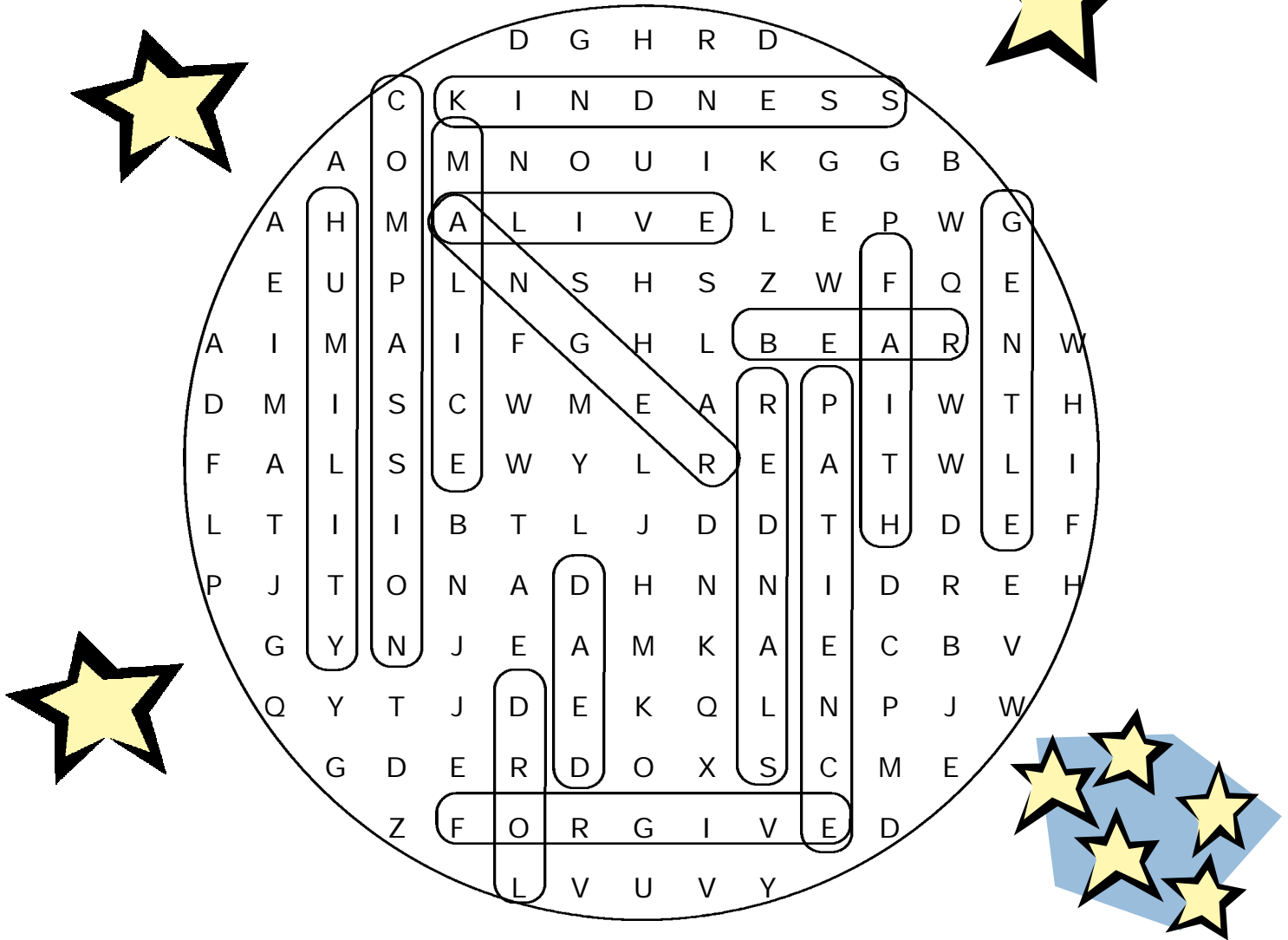
“Therefore, as God’s chosen people, holy and dearly loved, clothe yourselves with compassion, kindness, humility, gentleness and patience.

Bear with each other and forgive whatever grievances you may have against one another. Forgive as the Lord forgave you. And over all these virtues put on love, which binds them all together in perfect unity.”

Colossians 3:12-14

Colossians Chapter Three

Word Search Answer Key



ALIVE
ANGER
BEAR

COMPASSION
DEAD
FAITH

FORGIVE
GENTLE
HUMILITY

KINDNESS
LORD
MALICE

PATIENCE
SLANDER

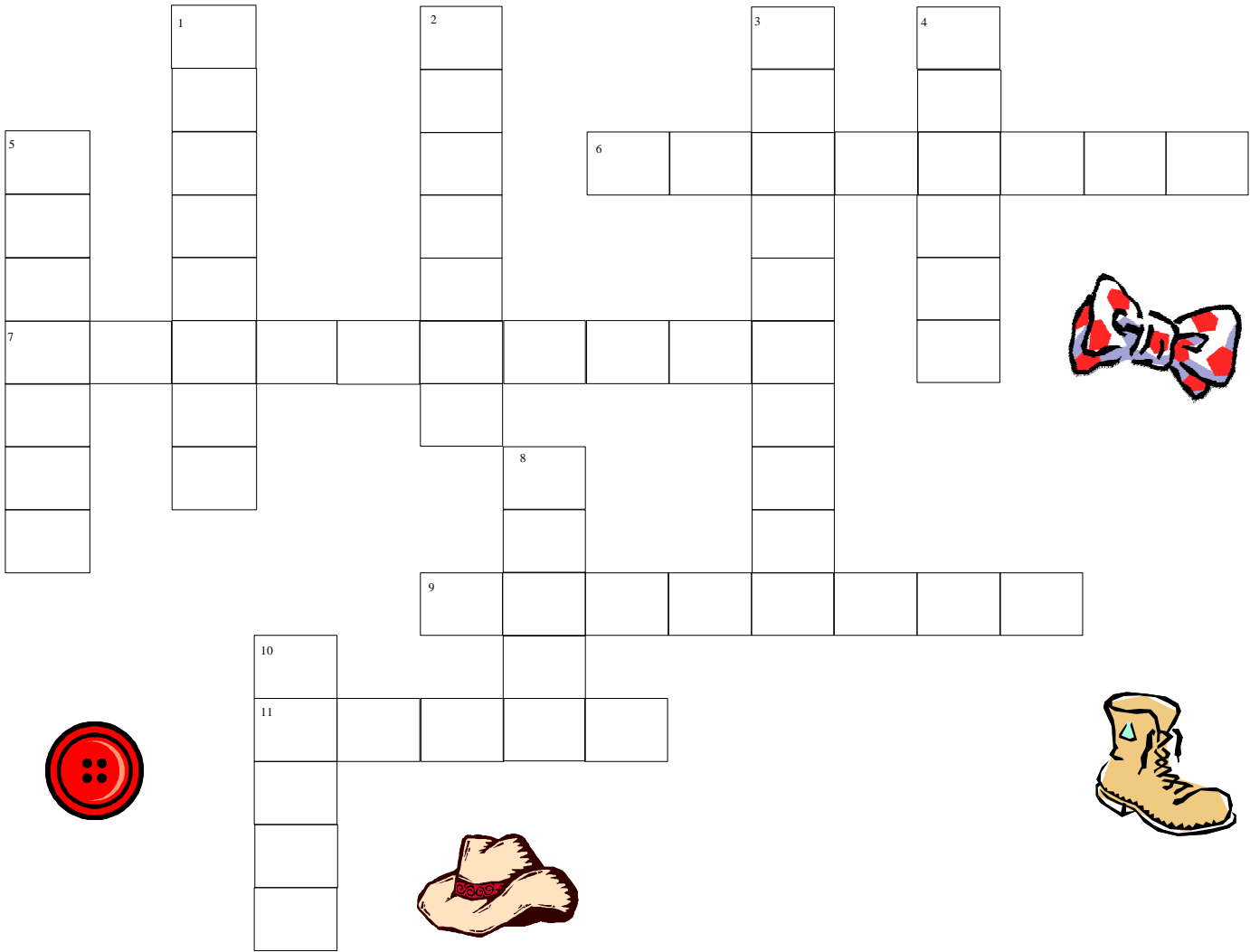
“Therefore, as God’s chosen people, holy and dearly loved, clothe yourselves with compassion, kindness, humility, gentleness and patience.

Bear with each other and forgive whatever grievances you may have against one another. Forgive as the Lord forgave you. And over all these virtues put on love, which binds them all together in perfect unity.”

Colossians 3:12-14

Colossians Chapter Three

Crossword Puzzle



ACROSS

6. Thirdly, clothe yourselves with this.
7. The fourth thing you must clothe yourselves with in the memory verse.
9. Clothe yourselves with this secondly!
11. Colossians 3:8-9, the first thing you must rid yourself of.



DOWN


1. The first item you need to clothe yourself with.
2. The second to the last thing you should rid yourself of.
3. The first thing you should clothe yourself with.
4. In Colossians 3, this is the third thing you must rid yourself of.
5. You must do this whatever grievance you have against another.
8. In Christ we are _____, not dead!
10. Belief and trust in and loyalty to God is _____.

Colossians Chapter Three

Crossword Puzzle Answer Key

		1 P			2 S			3 C		4 M				
		A			L			O		A				
5 F		T			A		6 H	U	M	I	L	I	T	Y
O		I			N				P		I			
R		E			D				A		C			
7 G	E	N	T	L	E	N	E	S	S		E			
I		C			R				S					
V		E					8 A		I					
E							L		O					
					9 K	I	N	D	N	E	S	S		
		10 F					V							
		11 A	N	G	E	R								
		I												
		T												
		H												



ACROSS

- Thirdly, clothe yourselves with this.
- The fourth thing you must clothe yourselves with in the memory verse.
- Clothe yourselves with this secondly!
- Colossians 3:8-9, the first thing you must rid yourself of.

DOWN


- The first item you need to clothe yourself with.
- The second to the last thing you should rid yourself of.
- The first thing you should clothe yourself with.
- In Colossians 3, this is the third thing you must rid yourself of.
- You must do this whatever grievance you have against another.
- In Christ we are _____, not dead!
- Belief and trust in and loyalty to God is _____.

Aim Questions

Answer the following questions about today's Bible Adventure.

1. How does Paul usually divide his letters? What are the two main divisions for the book of Colossians?
2. If Jesus Christ is our greatest treasure, then what should our lives look like?
3. Why does the Bible call sin "idolatry"?
4. What does the clothing of Christ look like spiritually? In other words, what are some of the characteristics of His clothing, as compared to our old clothes?
5. How can we get the Word of God into our lives most effectively?

Which direction does the compass of your heart point to? Jesus Christ or the world? Paul tells us that the heart of one who is treasuring Christ will continually seek Him and eternal things rather than the things on earth.



"Since, then, you have been raised with Christ, set your heart on things above, where Christ is seated at the right hand of God."

Colossians 3:1

Passage Review Questions

Colossians 3:1-17



1. Since we have been raised with Christ, on what are we to set our hearts? vs.1-2
2. Will we appear with Christ in glory? vs.4
3. What of our earthly nature are we to put to death? Why? vs.5-6
5. Of what are we to rid ourselves? Why? vs.8-10
6. As God's chosen people, how are we to clothe ourselves? vs.12
7. What are we supposed to do with our grievances toward others? vs.13


8. What are we to put over all of these virtues? vs.14
9. What is to rule our hearts? Why? vs.15
10. What is to dwell in us as we teach and admonish one another with all wisdom? vs. 16
11. What are we to do in the name of the Lord? vs.17

Putting on Christ-Like Clothing

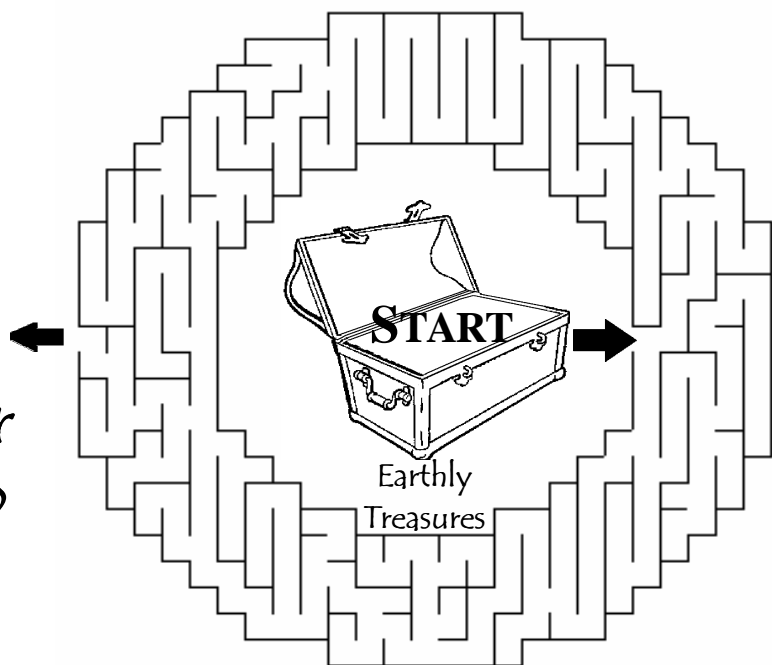



Putting on Christ-Like Clothing





What Fills Your
Treasure Chest?





PUTTING ON JESUS

1. Color and cut out the figures of the children.
2. Glue them back to back.
3. Cut out the boxes and paste them on the children.
4. Bend a paper clip to form an "S" shape and hang from the mobile in the middle at the bottom.

LOVE

LOVE

KINDNESS

KINDNESS

GENTLENESS

GENTLENESS

PATIENCE

PATIENCE

FORGIVENESS

FORGIVENESS

