

**Materials I Need:**

**Legend:**



= Option 1, Appropriate for 1<sup>st</sup> – 2<sup>nd</sup> Grade



= Option 2, Appropriate for 3<sup>rd</sup> – 6<sup>th</sup> Grade

**Memory Work:**

“So that you may have the full riches of complete understanding, in order that they may know the mystery of God, namely, Christ, in whom are hidden all treasures of wisdom and knowledge.”  
Colossians 2:2b-3 (NIV)



**Aim Questions:**

1. **Why was Paul concerned about the Colossians and the Laodiceans?** *(They were being taught error about the Christian life.)*
2. **What are some of the things the false teachers were teaching?** *(Legalism, mysticism, and asceticism.)*
3. **What are some of the truths about Christ that Paul used in his argument against the false teachings?** *(Since Jesus is our greatest treasure, He has all knowledge and wisdom, and the better we know Him, the more we will be able to fight against false teaching.)*
4. **What has Christ personally done for you?**





**Hook:**






**Treasure Hunt (Activity).**   Solve the “Mystery of God.” Before class, hide cut-out letters that spell WISDOM AND KNOWLEDGE IN CHRIST all around the room. Ask a group of students to find the letters scattered throughout the room. Ask another group of students to try to arrange them into words. You may need to assist them in grouping the letters into each of the words. Tell them the answer can be found in Colossians 2:2, 3 and that we will discover the answer in today’s Bible Adventure.




**Nailing Your Sins to the Cross (Activity).**   Discuss and record on separate sheets of paper several sins committed by each of the students. Take these sheets to another location in the building; or better yet, take them outside where they can be nailed to a cross. (The teachers will need to place a wooden cross there before class). Explain that Christ nailed our sins to the cross and died so that each one of us could have total forgiveness for any and all sins we have committed. Once we truly understand what Christ did for us, our hearts should be overflowing with gratitude. We can place our total trust in Christ and turn our lives over to Him. This morning the students will see how Paul reminded the church at Colosse what they had in Christ and how He was all-sufficient for them—just as He is for us. Continuation of this activity can be found in the **TOOK** time, *Our Sins Are Taken Away*.





**Christ Is Our Treasure Chest (Craft Preparation).**   See **LOOK** “Christ Is our Treasure Chest” craft. If you choose the 3-D version of this craft, it may take some time to complete and may require beginning during the **HOOK** time.


 **What Goes In Is What Comes Out (Object Lesson/Activity).** 🍌, 🦋 We can be like sponges, especially when we are very young. What we look at, listen to, or participate in can all influence how we think. In today's Bible Adventure, we will hear how Paul was cautioning the church at Colosse to stick to the truth they had received from Christ and not be deceived by false teachings. Use a variety of sponges and liquids to demonstrate how we too become colored with the information we absorb from situations and other people around us. Once this information or teaching has been absorbed, we take on that coloring, and in turn, what comes forth from us has that same coloring.

 **Be a Bible Word Gobbler (Relay Race/Snack).** 🍌, 🦋 You will need:  
1 large box of alphabet cereal  
buckets for each team  
paper cups

Divide class into teams, lining them up for a relay event and placing the buckets at the opposite end of the room. Talk about how God's Word should be sweetness to our lips and fill our hearts with joy. It is all-sufficient for our lives. As you talk about this, pour alphabet cereal into each bucket as if they are words coming out of a Bible. Every player holds a paper cup in his or her hand. The first player in each line is to run down to the bucket of cereal, scoop out a paper cupful, run back to tag the next player in line, sit down at an empty table, and wait for the entire team to complete their turn. The first team to fill their cups and sit down is the winner. Allow the students to eat their cereal for snack time.

 **Listen Carefully to This Story (Listening Activity).** 🍌, 🦋 Tell the students a story based on elements in the Bible but not factual. Embellish it to make it very exciting, using great enthusiasm and emotion as you tell the story. A good example might be to describe some of the scenes from the "Prince of Egypt" movie where many of the parts that were depicted were not true to the Bible. Ask the students questions about the story that you've just shared and see what answers they give. If they give a wrong answer (according to the truth in the Bible), then go to that passage and show them how we must go to the Word of God to find the truth. We can't rely on what the world is telling us.

 **Wrapped Gifts (Object Lesson).** 🍌, 🦋 Gift-wrap two items identically. One gift should be of great value (jewelry, money, a toy, or other object that would appeal to the age group you are teaching). The other item should be worthless or despised (Monopoly money or a rotten piece of food). Explain to the students that even though the two gifts appear to be the same, they are not. Explain something about each of the gift items. Make the worthless item sound as though it is extremely valuable by telling half-truths; and in a similar way, make the valuable item sound as though it is not very valuable. Ask the class which gift they would like to receive. Open up the gifts and explain that the apostle Paul was concerned that the Colossian believers might be tricked by believing the false teachers who claimed to know the real truth. By believing the false teachers, they would lose the rewards they already had in Christ and get the worthless gift.

 **Two Cookies (Object Lesson).** 🍌, 🦋 Make two batches of chocolate chip cookies with M&M pieces. Add an ingredient to one batch such as garlic or onion salt which will make the cookies taste unpleasant. Explain to the students that even though each plate of cookies looks the same, one plate of cookies contains something that makes them horrible. They are false cookies and the others are the true cookies. Make a transition into the Bible narrative explaining how the Apostle Paul wanted the Colossians to understand that all they need as Christians is found in Jesus Christ. Just like the two plates of cookies that appear the same, there is only one that is true. False teachers were attempting to trick the Colossians into believing that they needed something else besides what they had in Jesus Christ. Hold the class in suspense at key points in the narrative by referring to the cookies. As you do so, pretend to choose which plate of cookies are the true cookies. Start to eat one of the cookies, but then decide not to, because it is very difficult to determine which cookies are the true cookies. At the end of the narrative, ask one or several students to discover which cookies are the true cookies, and then share them with the whole class.



## Book:

### ***Bible Adventure for 1<sup>st</sup> – 6<sup>th</sup> Grades –***

Suppose you had a treasure chest filled clear to the top with thousand-dollar bills. Now suppose someone approached you and wanted to trade your treasure chest for theirs. You open the lid and there you see bundles of Monopoly money! How would you feel about the trade? Without a doubt, you'd hold onto the valuable treasure, wouldn't you? Now suppose the other treasure chest held a type of money you've never seen before. You're told the money is extremely valuable. It will buy things your thousands of dollars can't. Would you be tempted then? You might be, unless someone who knew everything about money told you that the foreign money was worthless.

In Paul's letter to the Colossians, he told them about a treasure they possessed that made them richer than they could possibly imagine. The treasure was Jesus Christ. The problem in the Colossian church and in the nearby church at Laodicea was that false teachers had crept in and were telling the new believers that they did not have all they needed to be truly holy and accepted by God. Paul was very concerned about these false teachings. He did not want the Colossians to be deceived or led away from Christ by lies. Paul knew the best way to keep this from happening was to give them a healthy dose of the truth.

He began by telling his brothers and sisters in the faith that Christ is the ultimate treasure. In Him are to be found "all the treasures of wisdom and knowledge" (v. 3). Paul likened Christ to treasure for good reason. The false teachers were telling everyone that they had special, secret knowledge about God that made them more holy than anyone else. The false teachers said that if the Colossian believers also had this knowledge, it would be a better treasure than Christ. Paul laid it out for them straight and true. Basically, he said, "Let's compare the treasure you have in Christ with what the false teachers are offering.

1. The false teachers used convincing words about the meaning of life and of God. Paul called their ideas "hollow and deceptive philosophies," because they centered on man's ideas and not on God's Word. Instead of their knowledge being special and superior, it was immature and foolish, because it was all based on lies. The teachers tried to make Jesus fit into their false philosophies that were built on religious tradition or made-up ideas. They had it backwards. Christ is the measuring stick for all human knowledge since He both created and maintains it. Christ is the answer to life's problems—not some man-made philosophy.
2. The false teachers also taught that believers needed to keep the Jewish laws such as eating only certain foods, observing the yearly Jewish celebrations, and offering monthly sacrifices. To them, Christ was not enough, but they couldn't have been more wrong. In Christ, the Colossian Christians had been made complete and lacked nothing at all. Christ's death on the cross had taken away all the requirements of the law, giving them a new life and a new freedom to follow Him out of love, not out of duty.
3. Paul warned the Colossian church not to let the false teachers cheat them out of the blessings of belonging to Christ or their eternal reward. This could happen if they listened to the teachings about the worship of angels. It would take their focus off Christ, the true treasure, and place it on beings that He Himself created. These worshipers of angels would also brag about and delight in how humble they were. This is really pride, something God hates. Paul wrote that the false teachers were not holding fast to the head of the church, Jesus Christ, so it was impossible for them to ever grow spiritually.
4. The last of the false teachings Paul warned about was called asceticism, which was a way of living in which a person would try to gain holiness by extreme neglect of the body, or denying the body what it needs. The apostle warned that this kind of living did nothing to deal with the problem of sin in a person's life and could even keep them from God, since they would feel pride in achieving their own holiness. How different from the message of the Gospel which tells us that there is nothing man can do to earn his way to heaven. We cannot depend on following rules or our self-discipline to save us. We can depend only on the work Jesus Christ did on the cross.

Why do you think Paul sent such a lengthy letter and took such care to explain to the Colossian believers why they should not listen to false teaching? It was because they had started well with simple faith in Jesus Christ but now were being tempted to step away from that faith and focus on other things. Paul wanted them to continue on in that faith—to "continue to live in Him, rooted and built up in Him, and strengthened in the faith." Being rooted in Christ means to draw strength and nourishment from Him.

The more we focus on Him and learn from Him, the less likely we will be to be fooled by false teachings. Satan can be clever with his lies, and we can be tricked into believing something new if it appeals to us, looks good, tastes good, feels good, and we see others believing it, too. What are some things that you see in the world today that could pull your attention and love away from Christ? There are too many to count. Listen to the words of 1 John 2:16: “For everything in the world—the cravings of sinful man, the lust of his eyes, and the boasting of what he has and does—comes not from the Father but from the world.” Things haven’t changed much since the days of the Colossian church, have they?

With everything in him, Paul wanted the Colossian believers to understand the truth and to warn them that by believing what the false teachers taught, they would lose their freedom in Christ and their treasure which is in Christ. Jesus told us that by knowing the truth, a person would be set free (John 8:31-36)—free from slavery to sin, free to enjoy Christ instead of being tied to rules and regulations, free from fear to feel real joy, free to celebrate instead of following empty rituals, free to worship God from the fullness of your heart instead of having to follow strict rules to win His approval. You are free to live for Christ!

Once you realize what you have in Jesus Christ, everything else is garbage in comparison. Before he became a Christian, Paul was a very important, well-educated man. Yet he said in Philippians 3:8, “I consider everything a loss compared to the surpassing greatness of knowing Christ Jesus my Lord, for whose sake I have lost all things. I consider them rubbish [garbage], that I may gain Christ and be found in Him.” Paul knew where the real treasure was. In Christ, we have hidden “all the treasures of wisdom and knowledge.” If you belong to Christ, look at some of the treasures you have: “every spiritual blessing” (Ephesians 1:3), “redemption and forgiveness of sins” (Colossians 1:13,14; Ephesians 1:7; 4:32), “adopted as a son (or daughter)” (Ephesians 1:5), “been given the indwelling Holy Spirit” (Ephesians 1:13-14), “a new future” (Ephesians 2:7), “confident access to God” (Ephesians 2:18; 3:12), “a new family” (Ephesians 2:19; Romans 8:14-17), “a new peace of heart and mind” (Philippians 4:7), and “an inexhaustible source of supply” (Philippians 4:19). This list is only a small portion of the treasure found in Jesus Christ. If we realized and understood what we have in Christ, we would have no other focus in our lives but Him. No other so-called treasure could even come close. How full is your treasure chest?



### Look:



**Christ Is Our Treasure Chest (Craft).** In Christ are “all the treasures of wisdom and knowledge.” Once we realize what we have in Him, all the other stuff is garbage (Philippians 3:8-9).



**2-D version:** Each student will need:

**1COL02.GF 1 Pgs. 1&2** copied onto cardstock

crayons

scissors

glue

glitter

Have the students follow the directions below to complete their craft:

1. Color the treasure chest on **COL02.GF1 Pg. 1**.
2. Cut out the treasure coins (**COL02.GF1 Pg. 2**), and glue them inside the chest.
3. Add glitter for sparkle.

**Discussion:** Look up some of the verses on the treasure coins, and discuss their meaning and application for our lives. Close in prayer, thanking God for His goodness, completeness, and sufficiency for all we need.

**Christ Is Our Treasure Chest (Craft).** In Christ are “all the treasures of wisdom and knowledge.” Once we realize what we have in Him, all the other stuff is garbage (Philippians 3:8-9).



**3-D version:** Each student will need:

**1COL02.GF1 Pg. 2**



- (1) pint milk container
- (1) piece of 3 x 8 inch construction paper
- (2) pieces of 2¾ x 3¾ inch construction paper
- scissors
- glue
- markers

Have the students follow the directions below to complete their craft:

1. Wrap the piece of 3" x 8" construction paper around the top of the milk carton and glue.
2. Fit the two pieces of 2¾ x 3¾ strips up the sides of the carton, rounding the top edges to conform to the shape of the treasure chest and glue.
3. Slit the carton around the top approximately 1½ inches from the bottom on three sides so that it can be hinged open (see sample for clarification).
4. Cut out the labels from **COL02.GF1 Pg. 2**, gluing the “God is our Treasure Chest” label across the top lengthwise and the Scripture reference on the bottom front of the chest.
5. Decorate the treasure chest with markers.
6. Cut out the treasure coins (**COL02.GF1 Pg. 2**), and place inside the chest.

**Discussion:** Look up some of the verses on the treasure coins, and discuss their meaning and application for our lives. Close in prayer, thanking God for His goodness, completeness, and sufficiency for all we need.



**Firmly Rooted In Christ (Craft).** ,  Each student will need:

- COL02.GF2** copied onto white paper
- 1 sheet of construction paper
- several pieces of brown yarn
- glue
- coloring crayons

Have the students color their page and add brown yarn to the roots of the tree trunk. Discuss in table groups why we should be firmly rooted in Christ, how we get that way, and what might be examples of the storms of false teachings which might challenge that strength. Have the students complete their crafts by mounting them onto construction paper.





**Overflowing With Gratitude (Worksheet).** ,  Each student will need:


- COL02.GF3** copied onto white paper
- 1 sheet of construction paper
- coloring crayons
- pencil or pen
- glue

Once we understand what Christ has done for us, our hearts should be overflowing with gratitude to Him. Have the students color and decorate their worksheet. On the lines that are flowing out of the heart, have them write the things for which they are humbly grateful to Jesus Christ. Discuss with the students that, as we serve Christ, we should be doing this out of gratitude, not out of guilt. Mount this page on a piece of construction paper.




**Fact or Fiction (Worksheet).** ,  Have the students read the statements in the puzzle and then draw a line from the statement to the word "Fact" or "Fiction" to identify all the true statements. Paul wanted to educate the Colossian Church so that they knew what the truth was and how to battle the false teachers, **COL02.GF4**. *Answers: True statements are 2, 6, 7, 10, 12.*



**Aim Questions (Worksheet).**  Have the students answer the Aim Questions about today’s Bible Adventure, **COL02.GF5**.





**Passage Review Questions (Worksheet).**  This booklet contains many questions from the Scripture passage covered in today’s lesson. Students may work on them in class and complete them during the week at home, **COL02.GF6**.





## Took:





**Walking in Christ (Worksheet).**   Have the students fill in different ways that they can walk in Christ. As we remember what Christ did for us, we can be His ambassadors here on earth, **COL02.GF7**.





**Our Sins Are Taken Away (Activity).**   If you utilized the HOOK activity, *Nailing Your Sins to the Cross*, take down all of the pieces of paper on which they had written their sins and replace them with a wreath or bouquet of flowers. Make sure the students don't see you doing this. Have the students return to the location of the cross. When they arrive, they will see that their "sins" have disappeared! Explain how Christ's death on the cross takes our sins away and allows us to be presentable before God. For this we should be eternally thankful. Reinforce what was explained during the HOOK activity and be ready to share Christ with anyone who may not know Him as their Savior.



**Don't Be Taken Captive! (Game).**   This should be played outside as a game of tag. Designate some students to be "Hollow and Deceptive Philosophy," some to be "Principles of the World," and some to be "Human Traditions." The majority of the students are trying to avoid these bad influences. If they get tagged, send them to Colosse where they can be tagged by their teammates and set free again.





**Knit Together in Love (Craft).**   Each student will need:  
verse label from **COL02.GF8**  
strips of construction paper of multiple colors  
1 sheet of construction paper of contrasting color  
glue

Have the students follow the directions below to complete their craft:



1. Weave the strips of construction paper together to make a woven mat.
2. Paste the mat down onto the sheet of construction paper.
3. Paste the verse label onto the woven mat.



**Making Choices—Treasures or Garbage? (Discussion/Activity).**   You will need:  
a trash can  
a treasure box  
slips of paper

Before class, write out Bible truths and contrasting worldly philosophies, trends, or teachings. Ask the class to choose from these written statements and then dispose of them in the proper container. Use this time to bring up any issues the students may be facing in school, at home, or in their neighborhoods.



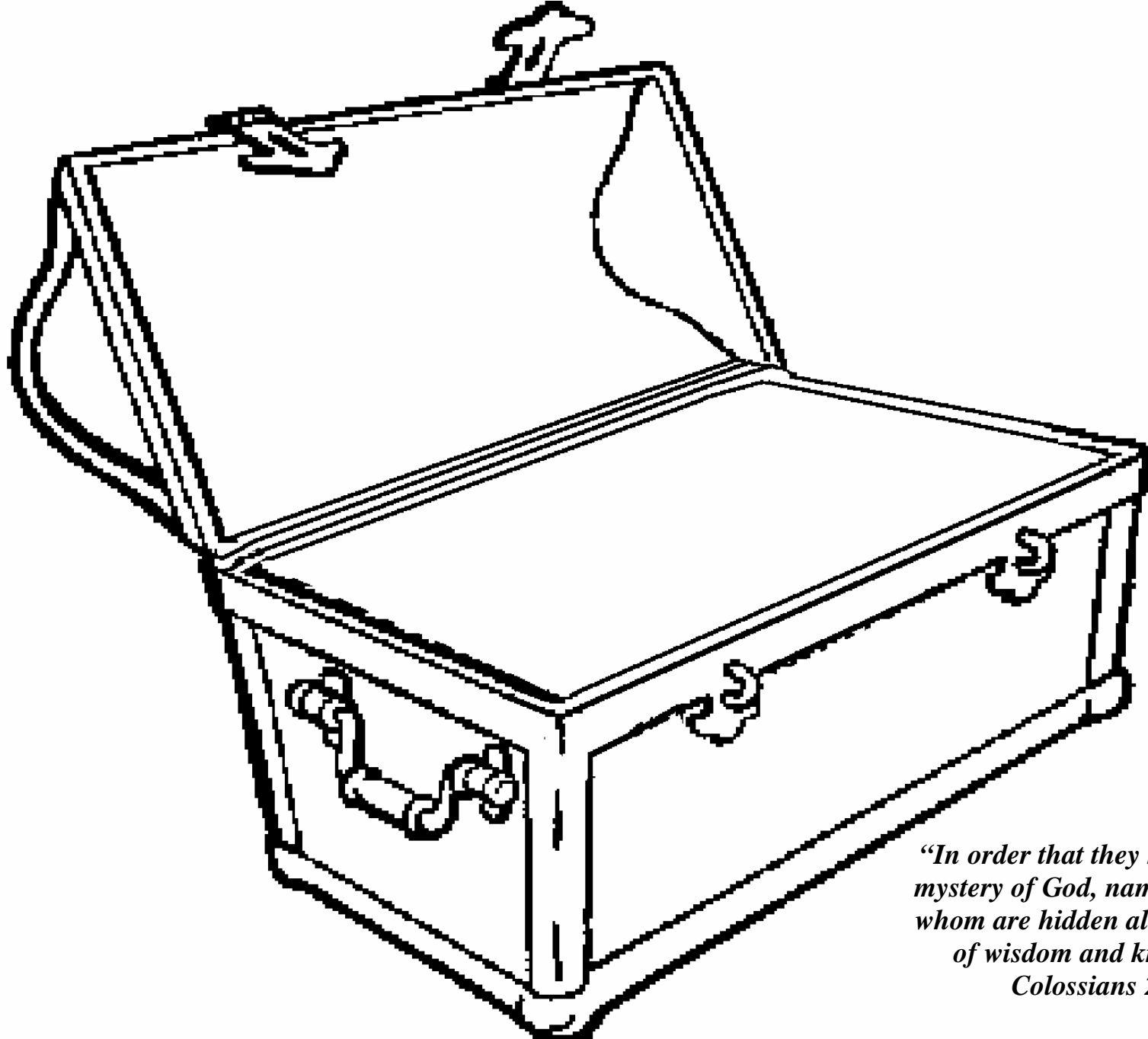
**Colossians Mobile (Craft).**   Students may add a piece to their mobiles each week as they work their way through the book of Colossians. Each student will need:

**COL02.GF9** copied onto to white paper  
1 sheet of colored paper (construction paper or cardstock)  
glue  
scissors  
coloring crayons  
paper clip  
jewels

Have the students follow the directions below to complete their craft:










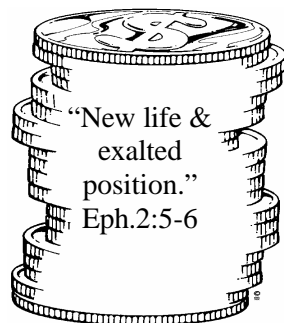






1. Color and cut out the treasure chest.
2. Glue the chest to the colored paper.
3. Cut out the treasure slips and the "God's Real Treasure" label.
4. Glue these onto the back of the treasure chest.
5. Glue on a jewel to both ends of each slip.
6. Bend a paper clip to form an "S" shape. Hang from the left side of the piece you did last week.

# Christ Is Our Treasure Chest



*“In order that they may know the mystery of God, namely, Christ, in whom are hidden all the treasures of wisdom and knowledge.”*

*Colossians 2:2c-3*



**Colossians  
2:3**

**Christ Is Our Treasure Chest**

# Firmly Rooted Christ

~~what winds  
or storms of  
false teachings  
might test the  
strength of your  
roots?~~

*“So then, just as you received Christ Jesus as Lord, continue to live in Him, rooted and built up in Him, strengthened in the faith as you were taught, and overflowing with thankfulness.”  
Colossians 2:6-7*

*Drawing strength and  
nourishment from Christ.*

# Overflowing With Gratitude

*My heart overflows with  
gratitude to Christ Jesus  
because of what He did for me.*

*“So then, just as you received Christ Jesus as Lord, continue to live in Him, rooted and built up in Him, strengthened in the faith as you were taught, and overflowing with thankfulness.”*

*Colossians 2:6, 7*



# Fact or Fiction?

Read the statements below. Draw a line from the statement to the word "Fact" or "Fiction" to identify all the true statements.

## Fact



## Fiction


1. The truth should be determined by man's experience and not by what the Bible says.
2. Christ is the answer to life's problems—not some man-made philosophy.
3. Believers need to keep the Jewish laws.
4. We must celebrate all holidays to be a Christian.
5. There are many ways to God, and Jesus is one of them.
6. Our relationship with Jesus Christ is the most valuable treasure we will ever have.
7. Christ's death on the cross has taken away all the requirements of the law, giving new life and a new freedom to follow Him out of love, not out of duty.
8. Angels are sinless so they should be worshiped.
9. God loves a prideful man.
10. It is impossible to grow spiritually when a person is not humbly submitting his life to God.
11. By eating only once a day, we will grow closer in our relationship with God.
12. We can depend only on the work Jesus Christ did on the cross for our salvation.

# Aim Questions

Answer the following questions about today's Bible Adventure.

1. Why was Paul concerned about the Colossians and the Laodiceans?
2. What are some of the things the false teachers were teaching?
3. What are some of the truths about Christ that Paul used in his argument against the false teachings?
4. What has Christ personally done for you?

*Christ is our treasure chest. In Him can be found all wisdom and knowledge. Once we realize what we have in Him, all else is garbage (Phil 3:8,9). We should have no other focus in our lives but Him. How full is your treasure chest?*



*"So that you may have the full riches of complete understanding, in order that they may know the mystery of God, namely, Christ, in whom are hidden all treasures of wisdom and knowledge."*

*Colossians 2:2b-3*

## **Passage Review Questions**

### **Colossians Chapter 2**

1. What was Paul doing for the Christians at Colosse? vs.1
2. What was Paul's purpose in that? vs.2-3
3. What did Paul NOT want to happen to the Colossians? vs.4
4. How was Paul absent from the Colossians yet still present?  
vs.5
5. How were the Colossians to continue after receiving Christ  
into their hearts? vs.6
6. Who is the head over every power and authority? vs.11
7. How were we circumcised in Christ? vs.11

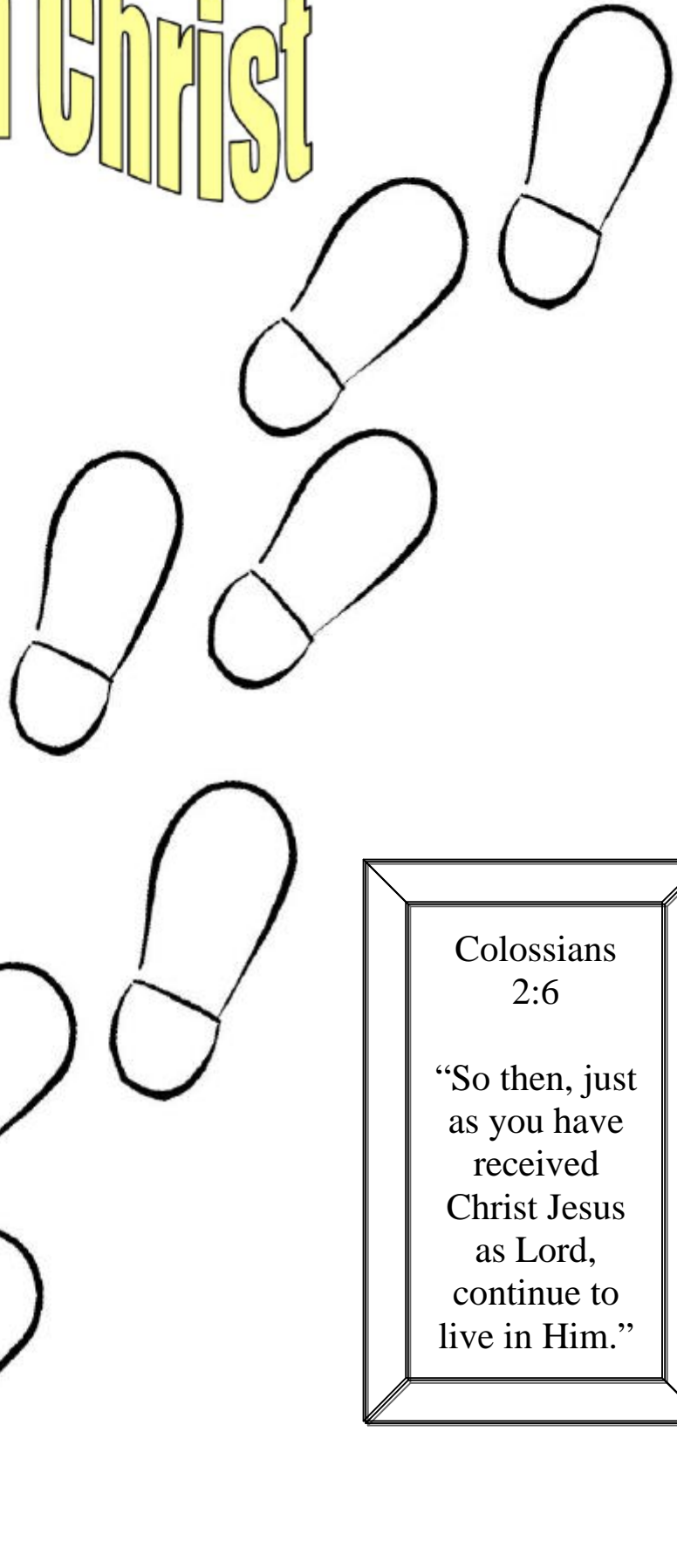
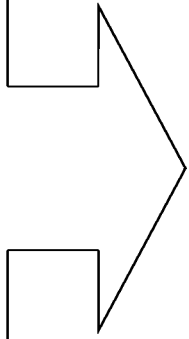
8. How are believers buried with Christ and raised with Him? vs.12
9. Before we surrender our lives to Christ, what are we? vs.13a
10. After surrendering our hearts to Christ, what does God make us? vs.13b
11. What did God do with all our sins? vs.13c
12. How did Christ cancel the written code (the law) that stood opposed to us? vs.14b
13. How did Christ disarm the powers and authorities (demonic)? vs.15b
14. How should no one judge us? vs.16

16. In what do these people delight? vs.18a
17. What do their unspiritual minds do? vs.18c
18. Whoever teaches falsely, what has he lost? vs.19
19. Who is the head? vs.19
20. What are some of the rules that only belong to this world? vs.21
21. Why are these rules destined to perish with use? vs.22

# Walking in Christ

How can we walk in Christ every day?

Using the footprints on this page, fill in the different ways you can apply this to your life.



Colossians  
2:6


“So then, just as you have received Christ Jesus as Lord, continue to live in Him.”



# TREASURE CHEST FOR MOBILE

1. Color and cut out the treasure chest.
2. Glue the chest to the colored paper.
3. Cut out the treasure slips and the "God's Real Treasure" label.
4. Glue these onto the back of the treasure chest.
5. Glue on a jewel to both ends of each slip.
6. Bend a paper clip to form an "S" shape. Hang from the left side of the piece you did last week.

**GOD'S REAL TREASURE**



**TREASURE SLIPS**



**REDEMPTION**

**FORGIVENESS**

**FREEDOM**

**NEW FAMILY**

**PURPOSE**

**NEW JOY**

**NEW PEACE**

**HOLY SPIRIT**

**ACCESS TO GOD**