

October 27, 2002

Colossians 1

Early Childhood

COL01EC

Jesus is God the Son, the Head Over All.

Materials I Need:

Memory Verse:

Jesus is the beginning...(and has) first place in everything. Colossians 1:18

Attribute of God emphasized in the book of Colossians: Jesus is God the Son, the head over all.

Aim Questions for 2's & 3's:

1. Did Paul write letters while he was in jail? (*Yes. Paul wrote letters about Jesus to his friends.*)
2. Did Paul write a letter called Colossians to the people in the church in Colossae? (*Yes. Repeat the words, "Paul wrote Colossians."*)
3. Did Paul say in his letter that Jesus created the heavens and the earth? (*Yes. Say, "Jesus made everything."*)
4. Did Paul write that Jesus is alive, though we cannot see Him? (*Yes. Jesus is alive though we can't see Him.*)
5. Did Paul say that Jesus has first place in everything? (*Yes. Jesus is first over all.*)

Aim Questions for 4's, 5's & K:

1. To whom did Paul write a letter while he was in jail in Rome? (*Paul wrote a letter to his church friends in Colossae.*)
2. What was the name of the book Paul wrote? (*Repeat the name, "Colossians."*)
3. What did Paul say about Jesus in his letter? (*Say the memory verse.*)
4. What else did Paul say about Jesus? (*Jesus is God. God, the Father, God, the Son, and God, the Holy Spirit, all created the heavens and the earth. Jesus came to earth as a man, died, and came back to life after three days. Jesus is alive, though invisible, and is head over all.*)
5. Does Paul want Jesus to have first place in our hearts? (*Yes. Jesus is God over all and must take first place in His people's hearts.*)

Key for symbols:

- This box symbol represents ideas that can be used for two-year-olds through kindergarten. Please remember to slow down the pace for two-year-olds and keep the pace moving for five-year-olds.
- ② This symbol represents ideas that are best used for two- and three-year-olds.
- ④ This symbol represents ideas that are best used for four-year-olds through kindergarten.

Hook:

- Magnifying Glass Center:** Provide several magnifying glasses and allow the children to look through them to study leaves, bugs, rocks, seashells, flowers, etc. In today's Bible Adventure, Paul wrote a letter to the Christians in Colossae and told them that Jesus created everything in the heavens and on the earth.
- Play Dough Creation:** Using play dough, make things that God created, like ocean waves, animals, flowers, rocks, bananas. Talk about things that people make, like cars, toys, and boats.

- Play Dough Letter:** Roll out a very thin sheet of play dough and pretend to write a letter on it with your finger or a popsicle stick. Paul wrote a letter to the people in Colossae. It is found in the Bible and is called Colossians.
- Creation Flannel Board:** Show the flannel board with different pictures of created items. Talk about Jesus creating each item as it is taken off the board. After the board is empty, explain that Jesus was still there even before He had created anything. In today's Bible Adventure, Paul writes the people of Colossae to tell them that "Jesus is before all things." (Colossians 1:17).
- "Jesus Is Alive" Worksheet: (COL01ECGF5)** Using glue sticks and gold glitter, have the children put gold on the crown of Jesus and on any other parts of the picture that would make it shine. Paul wrote a letter from jail to tell the early Christians that Jesus was alive and seated on a throne in heaven.
- Mail Carrier Center:** Provide several shoulder bags for the children and numerous old envelopes, letters, and bills. Have the children pack the letters in their bags and deliver them to different people in the room. The post office delivers our mail today, but Paul had to trust his friends to carry his letters to other towns.
- Bible Story Book Center:** Provide a selection of short Bible stories about Jesus for a helper to read to the children. Today's Bible Adventure tells how Jesus should be first in our minds and hearts. We want to hear Bible stories about Jesus and what He said.
- Picture Hunt:** Using magazines, instruct children to find pictures of things that God made, like mountains, trees, people, rivers, clouds, and water. Talk about Jesus being with God when He created all those things. Jesus was there in the beginning because He is God.
- Make-a-Card to Send: (COL01ECGF6)** Paul wrote a letter to his friends in Colossae and sent them the memory verse for this lesson. Today, the children will make a letter to give to a friend or relative that has Paul's words on it. Let the children color the GF6 pictures and sign their names to their own cards. They can decorate the envelope with stamps. Talk about who will receive their letters. Review the memory verse as you color.
- Flannelgraph Play:** If you have the creation on flannelgraph, allow children to play with these while talking about God and Jesus being together when the world was created. Jesus was always with God the Father. Jesus is number one always.
- Talking about Jesus:** "Everywhere Paul went, he talked about Jesus. Let's be Paul and tell the teachers about Jesus." (Station several teachers around the room and let each think of a place they might be, like at the park, at a ball game, in the grocery store, in the hospital, or in their house.) Divide children up into as many groups as you have teachers. Each group goes to a teacher and asks where they are and then they say to the teacher, "I love Jesus. Do you love Jesus? Is Jesus number one in your life?" Then move to the next teacher and do the same until they have visited all the teachers. If the class is small, take all of them around together.
- Bouncing Ball:** Ask the children to stand around the perimeter of a sheet on the floor. Place a foam ball on the sheet. Instruct them to pick up the sheet and keep the ball from falling on the floor. Pretend that this ball is the world. Tell the children that we are going to learn who was with God the Father when He made the world and everything in it.
- ④ **Memory Verse Hunt:** Write each child a letter with the Bible verse on it and place it in an envelope with the child's name on it. Hide the envelopes somewhere in the room. The children have to hunt until they find the one with their own name on it. Don't move it if it has someone else's name on it! Go over the memory verse with each child as you read their letters to them. Stand in a circle and say the verse together.



**Book:**  
*Presentation Ideas -*

- Color and mount the **COL01ECGF1, COL01ECGF2, COL01ECGF3, COL01ECGF4,** and **COL01ECGF5** pictures on construction paper. Show them as you tell the Bible Adventure. Save them for review as you continue through the book of Colossians.
- Use the Betty Lukens flannel graph figures for the Genesis creation story part of the Bible Adventure.
- Place an empty chair in the circle of children today for the Bible Adventure. Talk about Jesus being everywhere and always with us. He was in the beginning and is number one always. To help the children remember that Jesus is with us and wants to have a place in our hearts, place a chair in the circle for Jesus. We can't see Him, but He is everywhere.

### **Bible Adventure for 2's & 3's-**

*(Place pictures of the seven days of creation on your flannel board. Take pictures off as you talk about them.)* In the beginning, in the very beginning, there was only God. There were no people, no animals, no birds or fish, no sun, moon, or stars, no trees or flowers, and no sky.

*(Show the GF1 picture of the three persons of God. These circles could be cut out and placed on the flannel graph board.)* In the beginning, there was only God--God the Father *(Have the children say, "God, the Father.")*, God the Son (Jesus), *(Have the children say, "God, the Son.")* and God the Holy Spirit *(Have the children say, "Holy Spirit.")*. God was first before anything else. *(Have the children hold up their index fingers and say, "God was first.")*

In the beginning, God created everything in the heavens and on the earth. *(Place all of the pictures of creation back on the flannel board.)* God was first and was over all. *(Have the children hold up their index fingers and say, "God was first.")*

*(Show the GF2 picture.)* The letter we are reading today is called the book of Colossians. *(Put a bookmark in your Bible at Colossians. Open your Bible to Colossians. Have the children repeat the name, "Colossians," several times, or sing a Colossians song.)* The book of Colossians is found right here in the Bible. We can read Paul's letter that he wrote to the Colossian Christians.

Paul wrote in his letter, "Jesus is God and was with God the Father in the beginning. Jesus was first, and created all things." *(Have the children hold up their index fingers and say, "Jesus is first.")*

*(Show the GF3 picture.)* Jesus became a man and lived on the earth. He talked with people about God and about heaven.

*(Show the GF4 picture.)* Jesus died on a cross to forgive our sins, but He didn't stay dead.

*(Show the GF5 picture.)* After Jesus came back to life, He went to heaven to be with God the Father. We can't see them now because God is invisible. We can't see Jesus with our eyes, but we know that He is alive because Paul saw Jesus and said that He is alive.

Paul wrote to his friends in Colossians, "Jesus is very special. Jesus is God and deserves first place in our hearts. Love and obey Jesus more than anything."

**Prayer:** Dear God, thank You for telling us all about Jesus in Colossians. Thank You for Jesus who is God from the beginning. He is first and we want to love Him most. In Jesus' name, amen.

### **Bible Adventure for 4's, 5's & K-**

*(Place pictures of the seven days of creation on your flannel board. Take pictures off as you talk about them.)* In the beginning, in the very beginning, there was only God. There were no people, no animals, no birds or fish, no sun, moon, or stars, no trees or flowers, and no sky.

*(Show the GF1 picture of the three persons of God. These circles could be cut out and placed on the flannel graph board.)* In the beginning, there was only God--God the Father, God the Son (Jesus), and God the Holy Spirit. These three persons are all God because they are alike. God was first before anything else. *(Have the children hold up their index fingers and say, "God was first.")*

God the Father, God the Son, and God the Holy Spirit didn't have mouths, but they could talk to each other. They didn't have arms, but they could love each other. They were God. In the beginning, God created everything in the heavens and on the earth. *(Place all of the pictures of creation back on the flannel board.)* God was first and was head over all. *(Have the children hold up their index fingers and say, "God was first.")*

*(Show the GF2 picture.)* Paul the apostle believed in the true God and His Son, Jesus. He wanted everyone to hear about Jesus. He wrote a letter to the people of the church in the town of Colossae. This letter is called Colossians. *(Put a bookmark in your Bible at Colossians. Open your Bible to Colossians. Have the children repeat the name, "Colossians," several times, or sing a Colossians song.)*

The book of Colossians is found right here in the Bible. We can read Paul's letter that he wrote to the Colossian Christians.

Paul was in jail because the leaders in Jerusalem didn't want him to keep talking about Jesus. Paul did keep on talking about Jesus, and in his letter to the Colossians, Paul wrote about Jesus. (*Open a scroll letter and read as though reading a letter from Paul.*)

(*Show the GF1 picture.*) Paul wrote in his letter, "Jesus is God and was with God the Father in the beginning. Jesus was the beginning and has first place over everything." (*Have the children hold up their index fingers and say, "Jesus is first."*)

(*Show the GF3 picture.*) Jesus became a man and lived on the earth. He talked with people about God and about heaven.

(*Show the GF4 picture.*) Jesus died on the cross to forgive our sins, but He didn't stay dead. Jesus came back to life after three days and showed Himself to His disciples and to many other people. These people knew that Jesus was from the beginning and had first place in everything. (*Have the children hold up their index fingers and say, "Jesus is first."*)

(*Show the GF5 picture.*) After Jesus stayed on the earth for forty days, He went to heaven to be with God the Father. We can't see them now because God is invisible. We can't see Jesus with our eyes, but we know that He is alive because Paul saw Jesus and said that He is alive.

Paul wrote, "Don't listen to anyone who tries to tell you that Jesus is like any other person, that He was just an ordinary man. Jesus is more than a man. Jesus is God and deserves first place in our hearts."

Putting Jesus first means that nothing is more important to us than Jesus. Nothing! Paul wants us to love God more than anything--more than a toy, more than a TV program or a video game, and more than anything we might want. Because Jesus has first place in my heart, I want to hear Bible stories about Jesus and what He said. If you really want Jesus to have first place in your heart, you will obey your parents. You obey even if you don't feel like it. Let's ask Jesus to be first place in our hearts.

**Prayer:** Dear God, thank You for telling us all about Jesus in Colossians. Thank You for Jesus who is first and deserves first place in my heart. Help me love You and obey You by obeying my parents. In Jesus' name, amen.



### Look:

- Aim Questions:** Put the Aim Questions in numbered envelopes or envelopes with different stickers on them and place them on the floor in the story circle. Call on a child to choose the correct number or sticker and have him "open the mail" to answer the question.
- Snack:** With a frosting tube, write, "Jesus is #1," on a graham cracker. Say the memory verse together or sing the memory verse song before giving thanks and eating the cracker.
- Colossians Clothes Hanger Review: (COL01ECGF14)** Copy the GF14 page on cardstock paper and cut the pictures apart. Give each child a clothes hanger, a clothespin, and a Colossians Lesson #1 picture from the GF14 page. As the children color their Lesson #1 picture, review the fact that Jesus is God, was in the beginning, and is now seated at the right hand of God in heaven. Sing "Colossians 1:18 Memory Verse Song" as the children hang their pictures with a clothes pin on the bottom wire of the clothes hanger. Save this craft and add a new picture each week of the four Colossians lessons. Send the clothes hanger home with the children at the end of the four weeks.
- Number One and Jesus Stickers: (COL01ECGF10 and COL01ECGF11)** Fill up the number one with Jesus stickers, Bible stickers, and GF11 stickers of Bible Adventure pictures. The GF11 page can be copied onto 1" x 2 5/8" laser labels to make stickers. Talk about how to make Jesus number one in our lives by praying, asking Bible stories to be read to us, and obeying Dad and Mom.
- Nature Walk:** Put a wide strip of masking tape around the wrist of each child with the sticky side out. Take a walk around the church grounds and collect items of nature and stick them onto the wristband. After the walk, let the children look at their collections through a magnifying glass. Jesus created everything big and small.
- "Jesus Lives" Finger Play:**

The Bible says that Jesus died	( <i>Open palms.</i> )
For me, and you, and you.	( <i>Point to self and others.</i> )
The Bible says He is alive!	( <i>Open palms.</i> )

It's true! It's true! It's true! (Clap three times.)

The Bible says that Jesus lives; (Open palms.)  
He sees us while we play. (Point to eyes.)  
He cares for us when we're asleep; (Close eyes and rest head on hands.)  
He listens when we pray! (Fold hands together.)

The Bible says that Jesus loves (Open palms.)  
Us all--yes, me and you. (Point to self and others.)  
And someday He will come again! (Point up.)  
It's true! It's true! It's true! (Clap three times.)

**Who Is First?:** Ask the following questions and have the children perform the actions. Recognize the person who can do it first. Paul wrote a letter saying that Jesus is first in everything.

Who can sit down?  
Who can stand and turn around?  
Who can crawl between my legs?  
Who can fall asleep?  
Who can jump three times?  
Who can roll over?  
Who can give a hug?  
Who can clap two times?

**Blowing Bubbles Outside:** Provide several containers of soap bubbles and numerous blowers. Have the leaders blow some bubbles and watch where they go. If possible, help the children blow their own bubbles. Can the bubbles be broken while still in the air? Do the bubbles go straight to the ground? What keeps the bubbles off the ground for awhile? The wind or air can't be seen but it is there. God is invisible, also. We can't see Jesus with our eyes but we know He is there.

**Letter, Letter, Colossians:** Play the "Duck, Duck, Goose" game using different words. It could be played as "Letter, letter, Colossians." Talk about Paul sending letters to churches. The letter we're learning about today is Colossians. As the children move around the room, tapping someone, they could pretend to be Paul tagging someone to take the letter to Colossae.

**Tape Record Action Chant:** Chant one of the following statements that reviews the Bible Adventure story while doing appropriate actions: Jesus is God (march in place and point up); Jesus created the world (roll hands together); Jesus died but is now alive (crouch down and then rise up with hands in air); put Jesus first in your heart (one finger up and point it to heart). Record the children chanting and play it back for them to hear.

**Bible Relay:** Using two smaller, old Bibles, line children up in two lines and ask them to walk to a masking tape mark on the floor and return without dropping the Bible. Older children could try to balance the Bible on their heads. This could remind us that we always want the Bible close so we can learn how to make Jesus number one in our lives.

**Jesus Made Me:** Do this action rhyme faster and faster.  
Jesus made me head, shoulders, knees and toes, ankles, legs, neck and nose.

② **Jesus Is God: (COL01ECGF1 and COL01ECGF11)** Give each child a GF1 page and a set of five GF11 stickers to glue on the page. The picture of Jesus could go in the circle that says "God the Son." The GF11 page can be copied onto 1" x 2 5/8" laser labels to make stickers. Tell the children that Jesus is God the Son. Sing "Jesus Is First" as the children are coloring their pages.

④ **Bible, Bible, Who Has the Bible?** Place a small Bible sticker on a button and play this game. Ask a child to leave the room while you select a child to sit on the button. As the child gets close to the right person, sing louder and louder, or just tell the child that he is getting hotter or colder.

④ **Review Round Robin:** Pass around pictures from the lesson to different children. As you retell a simple version of the Bible Adventure today, ask the child with the appropriate picture to hold it up for all to see.

④ **Paper Doll Child: (COL01ECGF7, COL01ECGF8, and COL01ECGF9)** Color the appropriate GF8 or GF9 clothing to look like what the children are wearing today. Cut out and glue them on the GF7

child. Add yarn hair and color a happy face. (This much could be done during “Hook” time.) Tape a short piece of yarn on the picture over the “X.” On the other end of the yarn, tape a Bible sticker. Let the children play with the Bible and put the Bible to the doll’s eyes, put the Bible to the doll’s hand, place the Bible over the doll’s heart, and put the Bible by the doll’s ear. We want the Bible to be the first thing in our eyes, ears, hands, and hearts.

---

- ④ **Whisper Game:** Sitting in a circle, whisper a message to the child on one side of you and ask them to whisper it to the child next to him. See if it comes around the circle and is still the same. You might whisper any or all of the following: Jesus was in the beginning. Jesus is God. Jesus is first in everything. Jesus is number one. Jesus is number one in my heart.

### Songs:

- Colossians 1:18 Memory Verse Song** (tune: “Have You Ever Seen a Lassie?”)

Je-e-sus is the beginning, beginning, beginning.  
Je-e-sus is the beginning  
And He has first place.

- Jesus Is Number One** (tune: “Ring Around the Rosie”)

Jesus i-is number one. Jesus i-is number one. (Hold one index finger up in the air.)  
Jesus is number one. I keep my eyes on Him! (Form finger circles around your eyes.)

- Jesus Is First** (tune: “London Bridge”)

God the Father, God the Son,  
God the Spirit, three in one.  
Jesus is the Son of God,  
Jesus is first of all.

Jesus made the heav’ns above,  
Earth below, all to show  
He is God of all, you know  
Jesus is first of all.

- Holy, Holy, Holy! Lord God Almighty**

Holy, holy, holy! Lord God Almighty!  
Early in the morning our song shall rise to Thee.  
Holy, holy, holy! Merciful and mighty;  
God in three persons, blessed Trinity!  
Holy, holy, holy! Lord God Almighty!  
All Thy works shall praise Thy name in earth and sky and sea.  
Holy, holy, holy! Merciful and mighty;  
God in three persons, blessed Trinity!


---



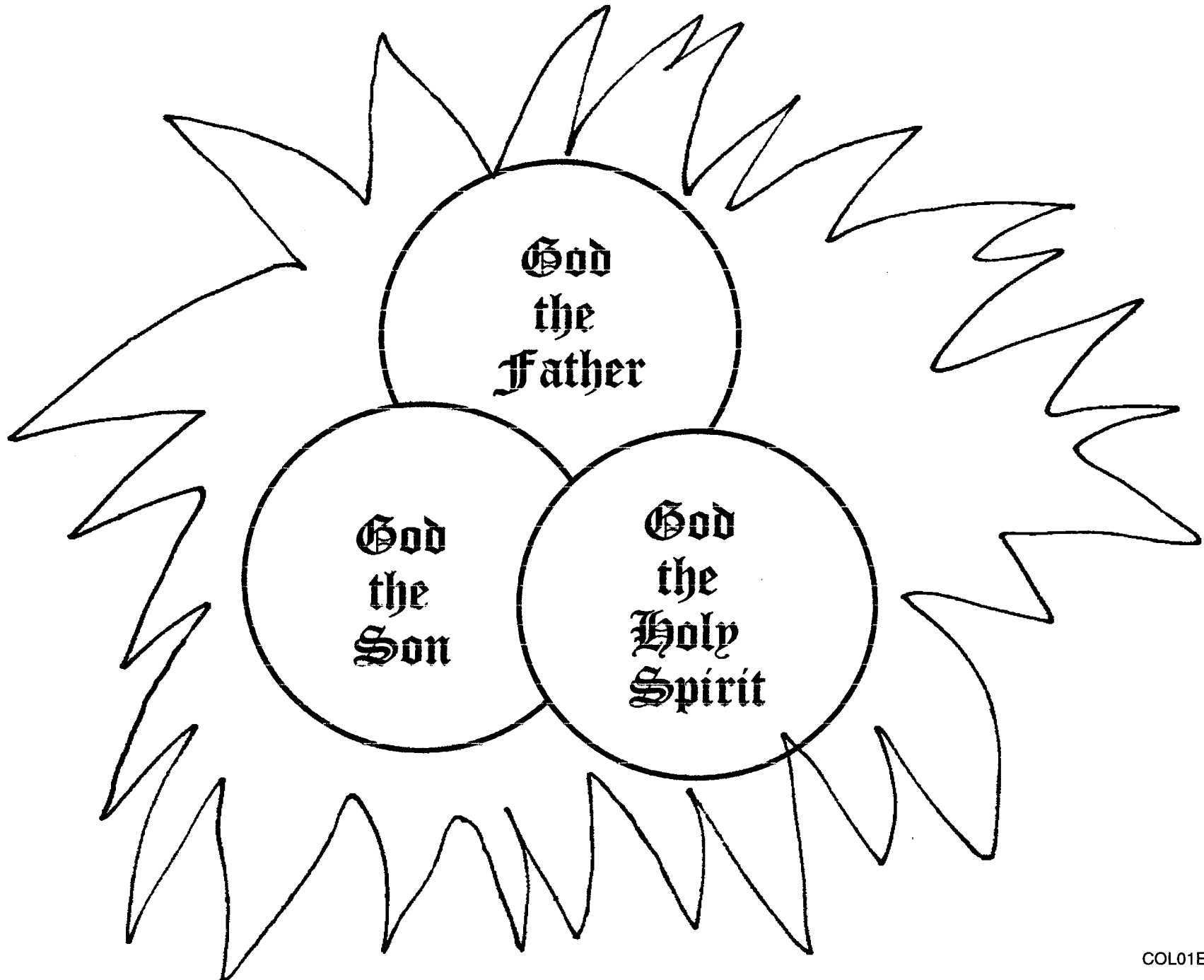
### Took:

- Jesus Is Number One Necklace: (COL01ECGF11)** Lace colored macaroni or fruit loops on a piece of yarn that has had the ends dipped into melted wax. Let the children punch a hole into each GF11 picture and string it on the yarn. Have the children answer the Aim Questions as they work. Sing “Jesus Is First” often throughout the activity.

- Eye Glass for Seeing through the Bible: (COL01ECGF12 and COL01ECGF13)** To make Jesus number one in our lives, we have to keep our eyes on what is written in the Bible. The Bible has the truth about everything. Each child will glue a poster board rim around a Bible on a clear plastic sheet. Let the children put stickers on the rim or decorate with markers. Attach a tongue depressor stick to the bottom of the eye glass to make a handle. (It would be best to glue this stick on with a hot glue gun.) Have the children hold their eye glasses up to their eyes as they sing, “Jesus Is Number One.”

 **Preschool Page for Parents: (COL01ECPPP)** Send a page home with each child, encouraging parents to reinforce the Bible truths at home. Spend a few minutes before the children go home creatively reviewing the song and memory verse.

# Three Persons of God






Paul wrote a letter to the Colossian Christians.

COL01ECGF2



Jesus came to earth to show us who God is.



Jesus died for our sins and then came back to life.



**Jesus is the beginning and has first place in everything.**

**Colossians 1:18**



Colossians 1:18

has first place  
in everything.




Jesus wants  
first place in  
your heart.

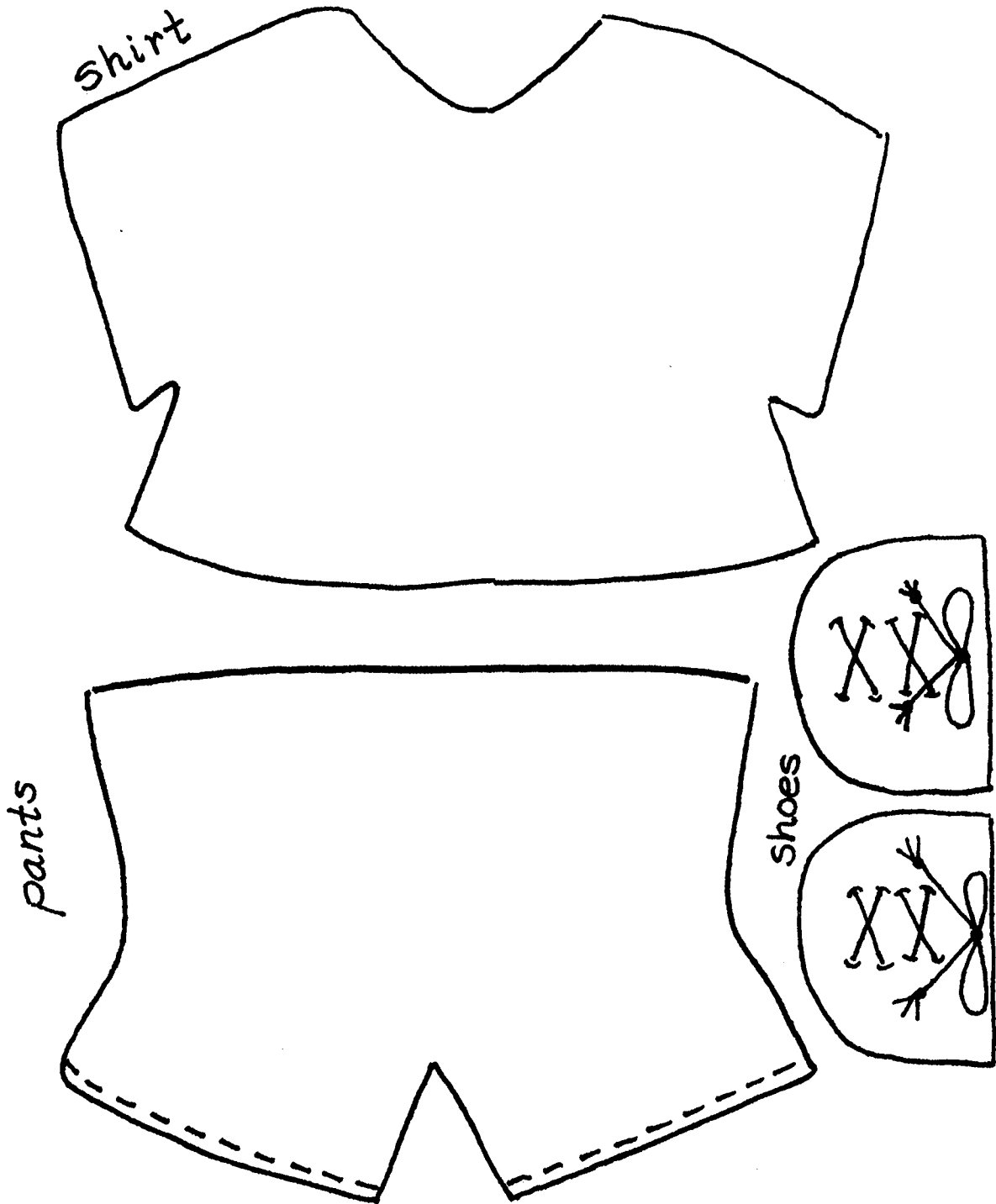
Jesus is  
the  
beginning  
and...



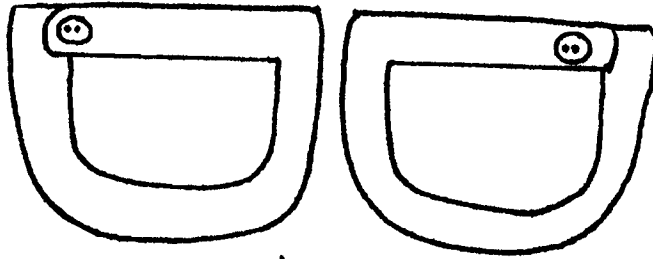
X



# Doll Clothes




# Doll Clothes

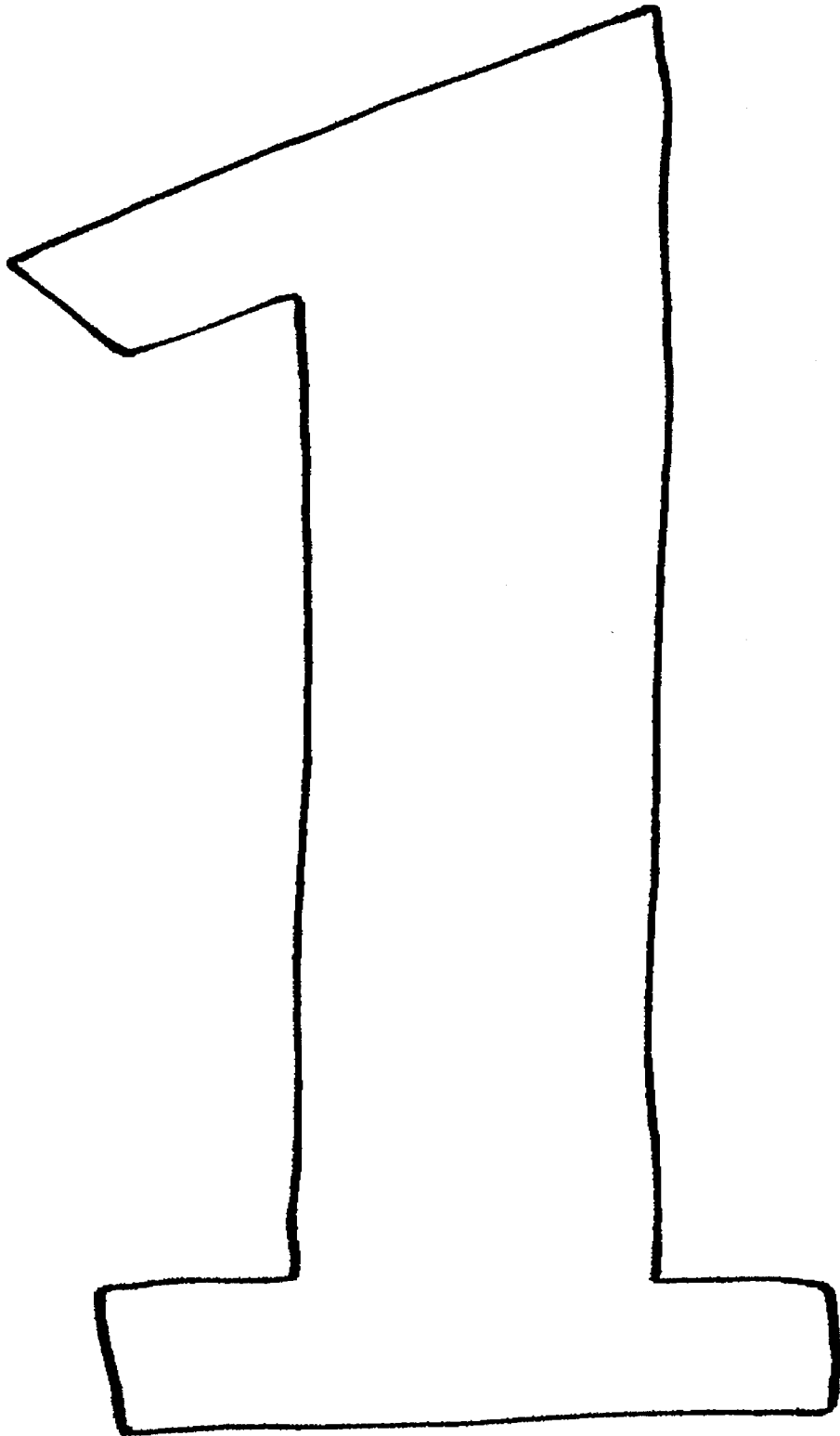


shoes




dress


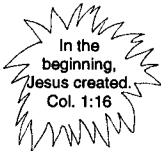





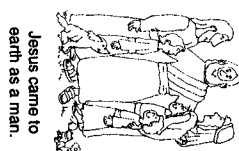
**Jesus is #1**




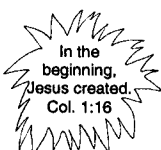
Jesus is the beginning and has first place in everything. Colossians 1:18




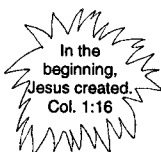
Jesus is the beginning and has first place in everything. Colossians 1:18



Jesus is the beginning and has first place in everything. Colossians 1:18



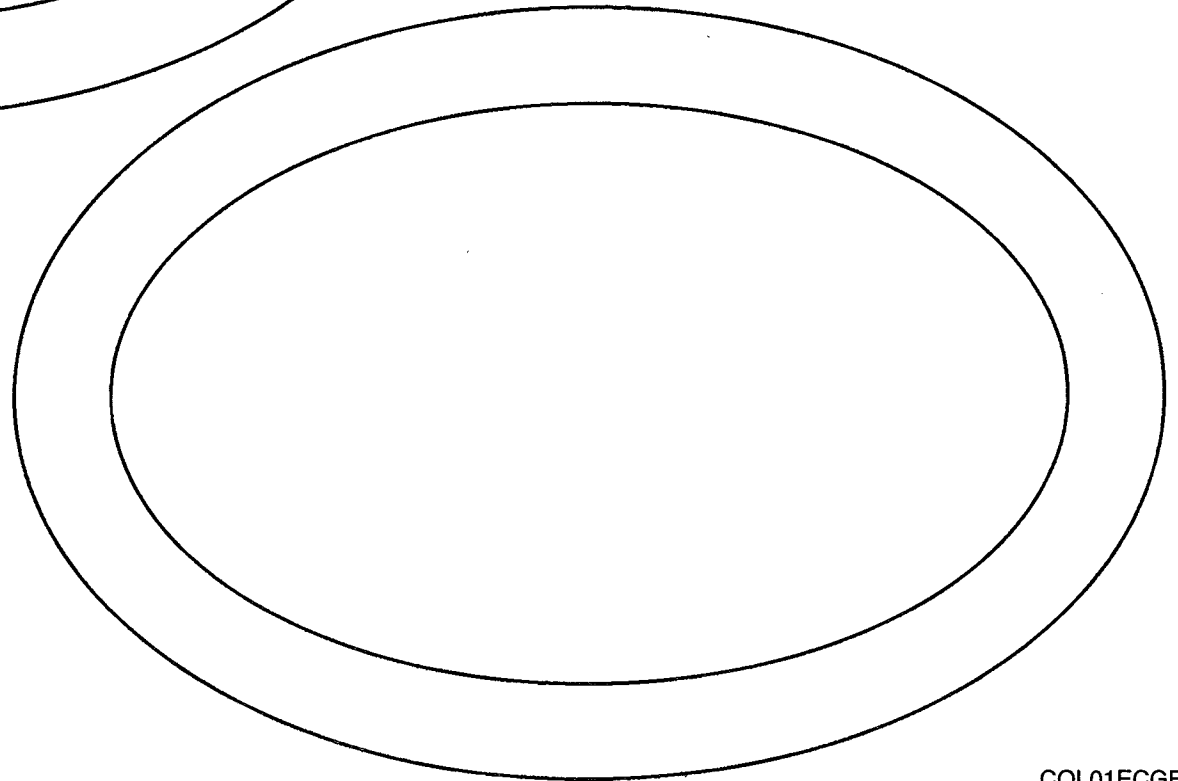
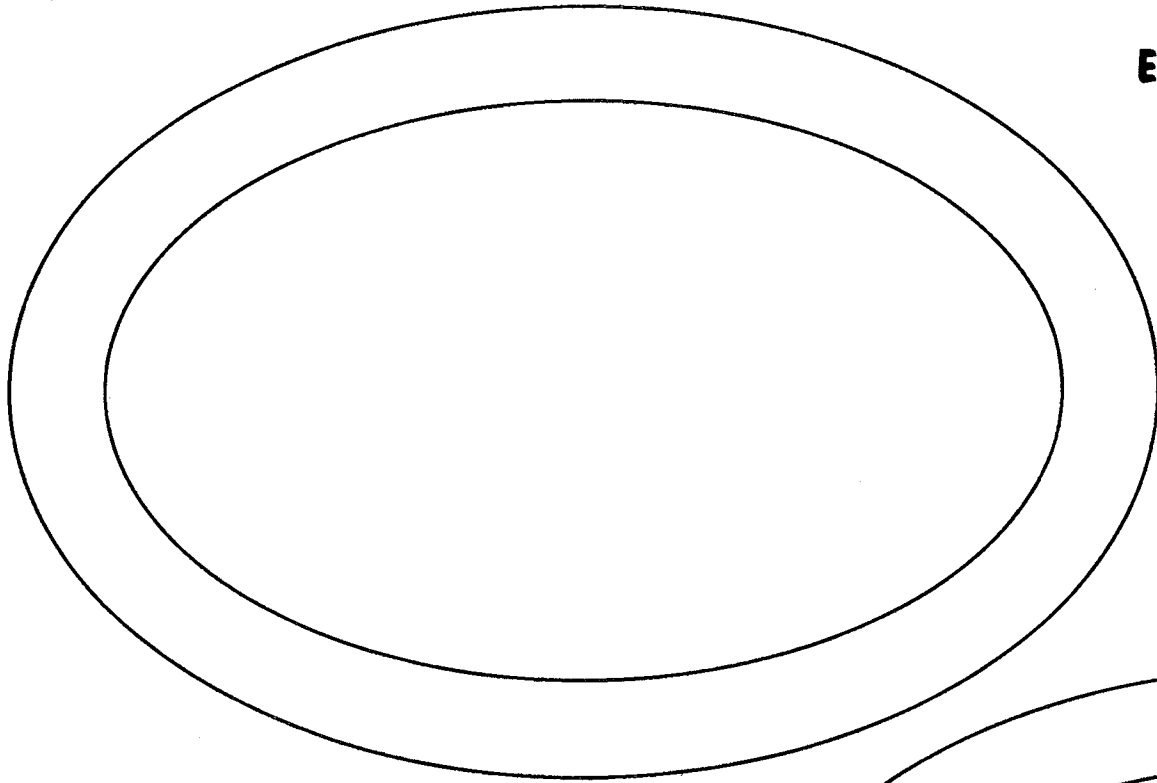
Jesus is the beginning and has first place in everything. Colossians 1:18



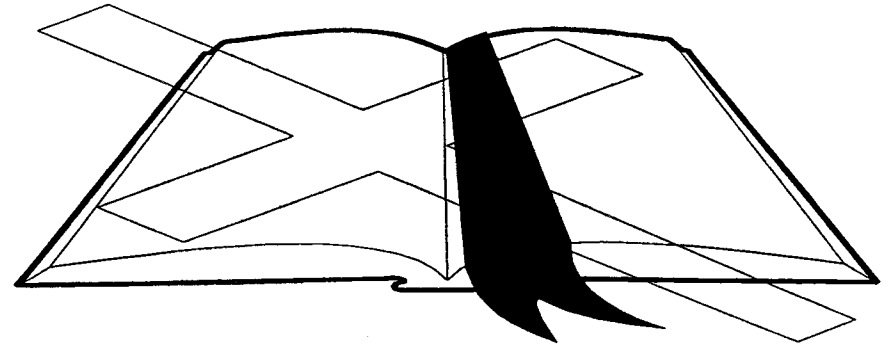

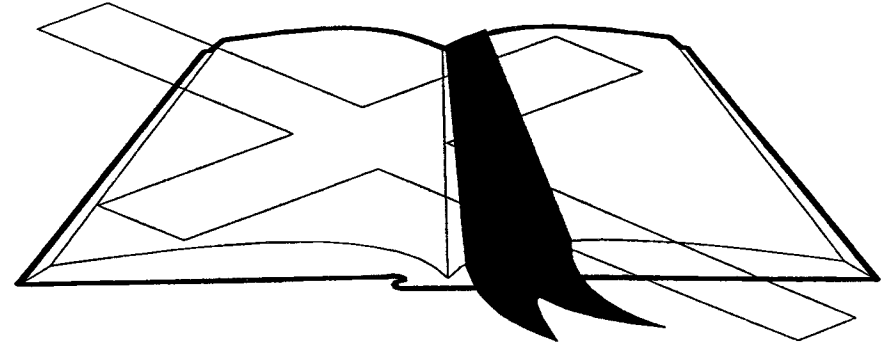
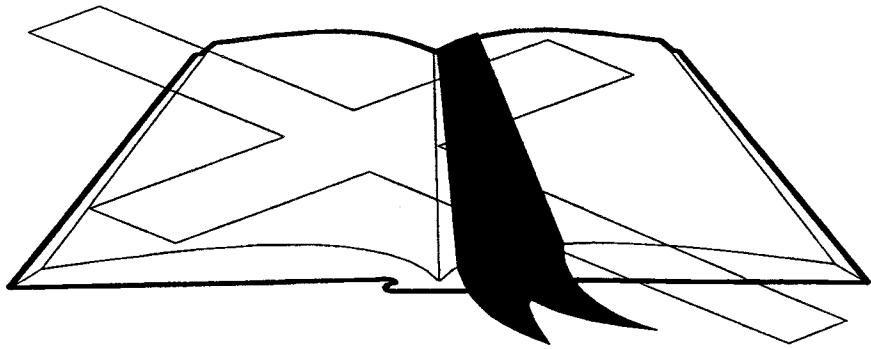
Jesus is the beginning and has first place in everything. Colossians 1:18

## **Eye Glass for Seeing through the Bible**

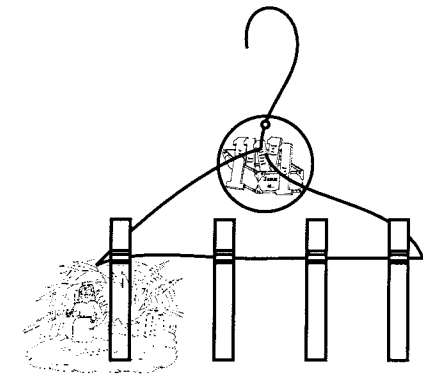
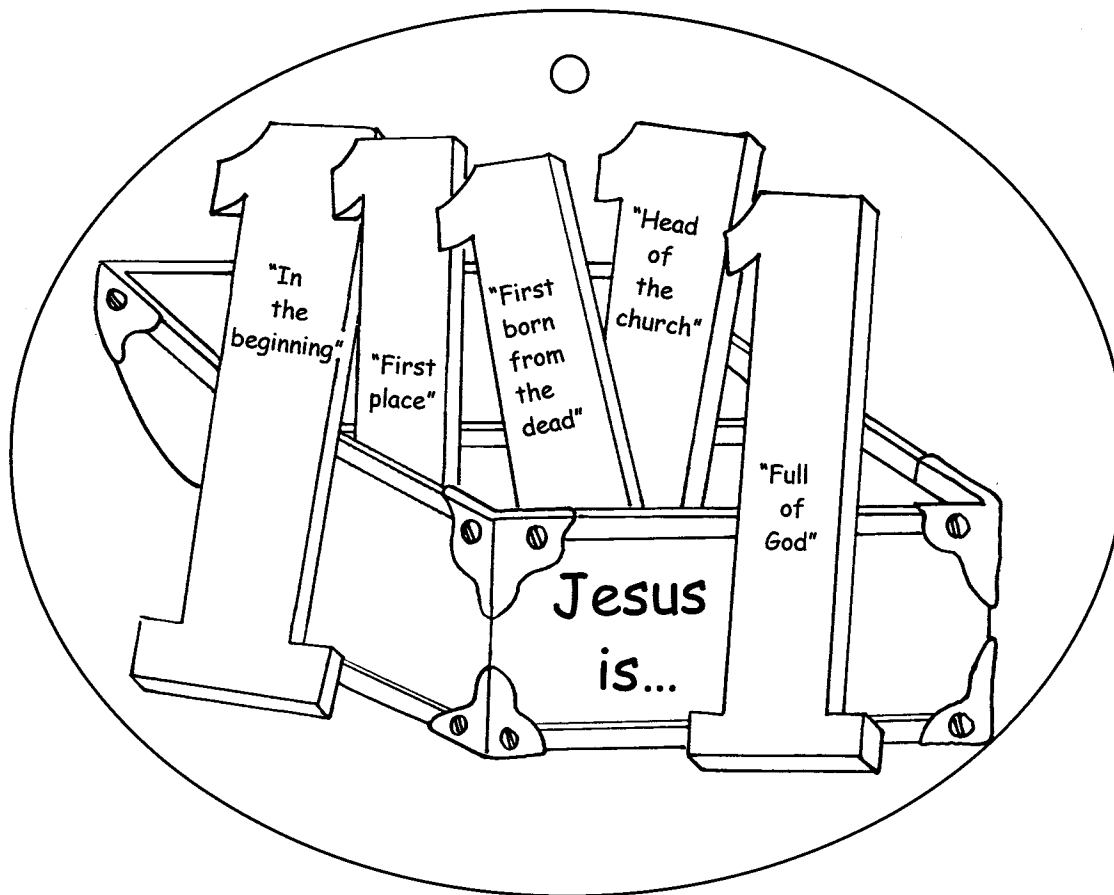
**Copy one eye glass per child on card stock. Cut around the inside and outside of the rim and glue or tape it to the GF13 Bible so that a child can see the Bible through the eye glass. Tape a tongue depressor to the bottom of the eye glass as a handle.**



**Copy this page on clear plastic. Leave extra plastic around the Bible to tape to the GF12 eye glass.**



# Colossians Clothes Hanger Review

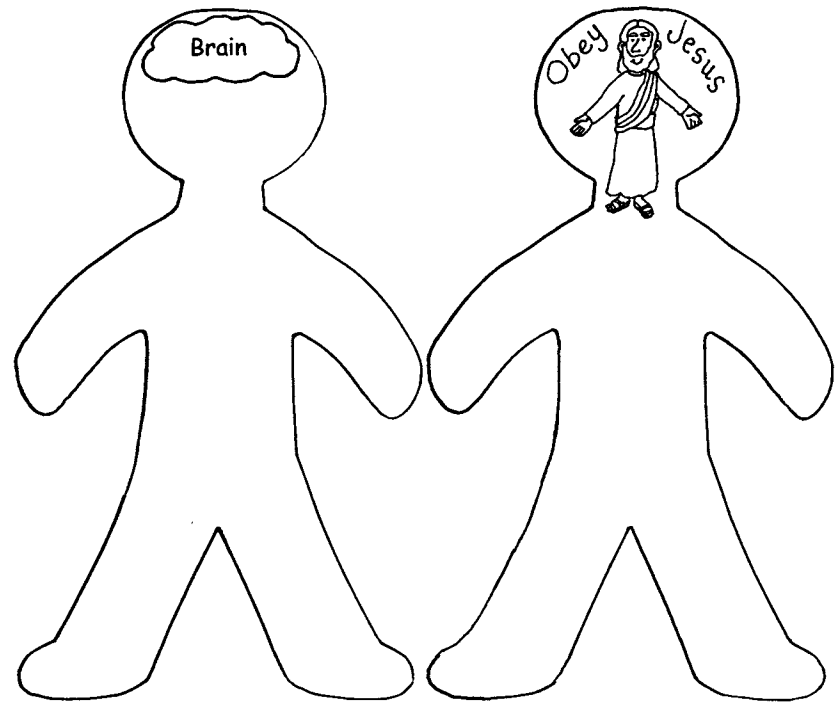


Colossians Lesson #1



Jesus is the beginning and has first place in everything. Colossians 1:18

Colossians Lesson #2



Jesus is head over everything.

October 27, 2002  
Colossians Chapter 1



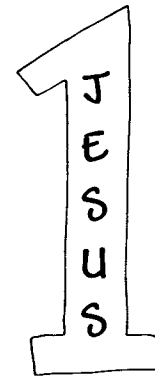
## This is what I learned today!

Paul wrote a letter from jail to his friends in the city at Colossae. This letter is called the book of Colossians in our Bible. Paul wrote that Jesus is God and was with God the Father in the beginning when He created everything in the heavens and on the earth. God was first and was over all. Jesus became a man and lived on earth. He died on a cross to forgive our sins, but He didn't stay dead. After Jesus came back to life, He went to heaven to be with God. We can't see Jesus with our eyes, but we know He is alive because Paul saw Jesus. Jesus is God and deserves first place in our hearts. We should love and obey Jesus more than anything.

### Today's Memory Verse

Jesus is the beginning...  
(and has) first place in everything.  
Colossians 1:18

Jesus is the  
beginning and  
the creator of  
all things.



Using play dough, make things that God created, like ocean waves, animals, flowers, rocks, and bananas. Explain to your children that Jesus is God the Son and was in the beginning creating the heavens and the earth. Make a "1" out of play dough as you say that Jesus has first place in everything. Throughout the day hold up your index finger as you sing the Memory Verse Song. Take a nature walk and find more interesting things that God has created.

Colossians 1:18 Memory Verse Song  
(tune: "Have You Ever Seen a Lassie?")

Je-e-sus is the beginning, beginning, beginning.  
Je-e-sus is the beginning, and He has first place.

\* For tunes to songs, ask about the preschool tape.



Jesus is the beginning and has first place in everything.  
Colossians 1:18