

Materials I Need:

Memory Work:

The Prophet - Amos

The Principle - *God is righteous and cares for people in need.*

The People - *Israelites living around Samaria*

God's Attribute - *God is righteous.*

Aim Questions:

1. **What was Amos' job before God asked him to be a prophet? (Fig farmer and shepherd)**
2. **Were the Israelites living around Samaria being righteous like God? (No) What were they like?
(They were taking money from needy people and worshiping the calf idol.)**
3. **What does it mean, "God is righteous?" (God is right and everything He says and does is right and good.)**
4. **What were the Israelites doing that Amos told them God said was wrong, not right? (They worshiped the calf idol and were taking money from people who needed help.)**
5. **What did Amos tell the Israelites to do? (Seek God at Jerusalem; love good; care for people)**


Hook:


Hat Center: Let children pretend to have different jobs while trying on different hats. A bin of different hats is available, if requested. Provide a mirror, if possible. Amos was a farmer, a shepherd and keeper of fig trees. Pretend to be present day farmers, driving a tractor, and picking fruit from trees. Pretend to be a farmer in Bible times, ploughing behind oxen or horses, scattering seed by hand, cutting grain with a sharp knife, leading sheep to water, calling sheep into the sheepfold at night, etc. Reinforce the idea that Amos was a farmer living around Jerusalem who was called by God to be a prophet to the Israelites living around Samaria. God told him to tell the people they were doing wrong, not right, things.


Magazine Center: Ask children to find pictures of fruit and glue them on a large piece of butcher paper. Let them name the fruit. Ask each one what their favorite fruit is. Amos was a farmer who grew fig trees near Jerusalem. Show the children a picture of figs and let them draw figs on the butcher paper.

Finger Play:

Way up high in an apple tree, (Point up)
Two red apples smiled down at me. (With finger, draw a smile on your face)
I shook the tree as hard as I could. (Pretend to shake a tree)
Down came the apples (Hands and fingers move in downward motion)
And, m-m-m, were they good! (Rub tummy and smile)

 **Making Choices:** Play the Memory game or make up your own with pictures of prophets and things to remember them by. Use all the map symbols from previous weeks. Talk about making a choice for right and wrong.


 **Marching to Music:** Practice keeping time with marching music. Then march around the room chanting, "right, right, right" when the right foot goes down. We will talk about something that is right, and something that is wrong, later in our Bible Adventure.


 **Get the Wiggles Out and Transition Time:** Act out different things Amos might have been found doing on his farm, such as picking fruit, whistling for his sheepdog, rubbing salve on a sheep's sore, sheering sheep, pulling weeds, digging dirt, etc. Before the children go to their chairs, ask 3 children to come up and give them an "action" to do all the way to their chairs. You might ask them to do the action until everyone is seated. Continue until all the children are in their chairs.





Book:


Presentation Ideas -

 The teacher could enter the room with cowboy boots, a hat, a straw in his mouth, a hoe and a basket in his hand. Ask the children to guess what your job might be. "In our Adventure today, you are going to hear about someone who was a farmer of an unusual fruit. The fruit he farmed isn't a fruit you can pick around Spokane. Let's find out what it is. I will even let you taste one!"

 Show the 3AMO04PKG1 picture of Amos when introducing Amos. See if the children know what city the star represents (Samaria).

 Bring in whole figs and a picture of a live fig tree. A flannel graph picture of a fig tree, a shepherd and sheep will reinforce Amos' job before he became a prophet.

 Show Samaria and Jerusalem on the map. Amos was an Israelite living around Jerusalem who went to tell God's right words to the Israelites living around Samaria that they were doing wrong.

 **Review:** "What do we know about God so far from the prophets? Who is this? Obadiah. What did he tell the people for God? He told the children of Esau that God is **loyal** to the children of Jacob." Remind the children that the shape around the prophet's face gives a clue about the place where he prophesied. (Show a picture of Jonah) "Who remembers who this is? What did Jonah tell the people of Nineveh? Yes, God is **full of mercy** when we turn to Him and stop hurting people. (Notice that Nahum has the same shape as Jonah.) Nahum told the people of Nineveh that God would punish them for doing what? Yes, for worshiping idols and hurting people. Was God quick to punish them? No, He waited a long time. He was **slow to anger** and punished the Ninevites when they quit listening to Him and continued in their sin."

Bible Adventure -

Our Bible Adventure today takes us to the Israelite people who lived in Samaria, right here on the map. It was quite a few miles from Jerusalem and the way people traveled in Bible days was with their feet, camels and donkeys. God had asked the people in Samaria to walk to Jerusalem four times a year to worship and make sacrifices to the true God. The Israelites in Samaria got tired of walking that far. They said, "It's too far to walk. Why don't we just build our own altars here at Samaria and sacrifice to God here? He won't care." They got together all the people who could do different jobs, brought all the hammers and tools they could find, gathered all the stones, bricks and boards they would need, and began building expensive altars and temples around the countryside of Samaria. This was where they wanted to worship God. Were they obeying God? No, God had asked them to come to His holy hill in Jerusalem to worship. It was a holy hill because God would meet them there and forgive their sins. God is always right, always does what is right and wants us to do what is right. If you are asked by your parents to stay in the yard and you decide to go down the street to your friend's house without asking, are you right or wrong? That is wrong because it is not being obedient. If God tells us to pray and talk to Him, is it right for us to just play and forget to pray to God? The Israelites knew that God was slow to anger, merciful and loyal but they also knew that He was always right and wanted their obedience.

Once the Israelites did the wrong thing by building their own altars, it became easier and easier to do wrong. If you take one piece of candy you were asked not to touch between meals, then it is easier to sneak another piece whenever you want it, isn't it? The Israelites disobeyed and began doing a lot of things God asked them not to do. They built an idol of a calf because they weren't listening to God's true words. It was wrong to build a fancy temple where they worshiped the calf idol but they did because they were not listening to God's right words.

They did another thing wrong. When they quit caring about God, they quit caring about other people, too. If they saw someone who didn't have enough food to eat, they didn't care. They had become greedy, wanting more money for their fancy houses. They cheated needy families by charging them extra high prices for food. They were thinking only of themselves and not obeying God's right word. Has your family ever shared a meal with someone? That is a right thing to do.

The Israelite children of Jacob forgot about God and His right ways, His loyalty and His mercy. God is slow to anger but it makes Him angry when people hurt the people who need the most help. God must punish people who hurt needy people.

God sent another prophet with His message for these Israelites in Samaria. This time God sent Amos. Amos was a regular guy, a farmer from around Jerusalem. He was happy taking care of his sheep and fig tree orchard. He knew that the people in Samaria didn't like prophets who came and told them they were wrong. He knew that a lot of times prophets were killed. God said to Amos, "Tell the children of Jacob in Samaria that they are not right in worshiping idols and hurting poor, sick people."

Amos was obedient to God's word. He wanted the Israelites to know that God is righteous and wants His people to do right too. He packed his bags, put on his best sandals and walked for many miles until he reached Samaria. In the city streets, he gathered many people around him because he had a lot to say. The first thing Amos did was remind the people of all the right things God had done for them in the past. When they were slaves in Egypt and cried for help, God sent Moses to lead them to the promised land. When they were thirsty, God sent water from a rock. Amos helped them remember that when they were in the desert, God gave them manna for food. God gave them His Commandments so they would know right from wrong. God lets us know what His right way is in His Word, the Bible. We can read our Bible and find out what God's right ways are for us.

It didn't stop there; Amos had more to say. He said, "But now you think you don't need to listen to the true righteous God. You have closed your ears and said, 'We don't want to hear about God's right ways. We want to do things our way.' You have been doing it your wrong way for a long time now." There are times in your life when you have to choose whether to do what God wants you to do or what you want to do. When you knock a plant over at home, you have a choice to tell the truth about who did it or you can lie and blame it on someone else. When Dad asks you what happened, what should you say? If we obey God and do right, we will be happy. (Mention other examples as you think of them.)

Amos went on to say, "God sees everything you do and hears everything you say. God sees when you take money from poor people so you can buy soft beds and couches for yourselves. He knows you are getting things for yourselves so you can be comfortable, not thinking of others who need food. He knows you are worshiping idols. He asked you to worship Him only. God knows you have made wrong choices. God has sent me to tell you He is slow to anger but He will punish you. He will tear down your altar and calf idol at Bethel. He will destroy the altar and calf idol at Gilgal. He will tear down your fancy houses. God says to go to His holy hill, Jerusalem, and worship Him there. Be holy, be righteous, be good like God."

Amos wanted them to be righteous and keep on doing right. Put your hand right here over your heart or here on your wrist and feel your pulse. That is your heart beating and it doesn't quit, does it? God wants you never to quit doing right, good things. He wants you to keep beating right, just as your heart keeps beating right. There are no stop signs on God's path of doing right.

The Israelites in Samaria could hardly listen to Amos. They were shocked to hear his words. He spoke with such authority. He spoke God's very words. The Israelites in Samaria had something they wanted to say to Amos but we will have to wait until next week to find out what they said.

Prayer: Dear God, help me do the right thing every day. Fill my heart with love for You so there is no room for selfishness or greed. I want to be righteous like You. In Jesus' name, Amen.



Look:

- Sharing M & M's:** Give each child a nut cup of M & M's, asking them not to eat any. As they share a way they can be right or obedient, they get to put an M & M into a special container. When you have exhausted all their ideas, take the M & M container and share it with a special person you know or a teacher in the class next door. Promise to give the children some to eat during snack time.
- Altar Craft Project: (3AMO04PKG3)** Let the children make an altar out of Play-Doh or other modeling compound. Add stones and rocks to remind the children of the altar on God's holy hill, Jerusalem. If desired, the children can make an idol out of a calf as the Israelites did around Samaria. Emphasize that it was right to meet with God at the place He said. It was wrong to bow down to something made with a person's hands.
- Farming Chart Worksheet: (3AMO04PKG5)** Bring samples of the crops grown in Israel during Bible times to taste and see. As the children color the farming worksheet, show the various fruits and grains to help the children understand. Keep talking about Amos telling the Israelites around Samaria that God is righteous (right) in all He does. God does the right thing when He sends rain for the crops. He does the right thing when He gives sunshine. He helps people have good food to eat. "Thank you, God, for our good food." Ask the Children's Department for a book called **The Student Bible Guide** by Dr. Tim Dowley. It has a picture in color (pages 10 & 11) of the farmer's year in Israel. It is similar to the 3AMO04PKG5 page but more interesting and colorful.
- Amos' Farm Near Jerusalem: (3AMO04PKG3)** Let the children tape fig trees, sheep and Amos onto popsicle sticks. Cut slits in the top of a cardboard box or lid and let the children stick the popsicle sticks in the slits. The children can pretend Amos is shepherding the sheep and caring for his fig trees. Then Amos will go to Samaria to remind the Israelites living there that God is righteous. He will punish His children who continue to do wrong, selfish things. Review the Aim Questions.
- Freeze and Share:** While the teacher has her eyes closed, children march around the circle to the music until it stops. Then the teacher points to someone and they get to share something they know is right to do and pleasing to God.
- Accordion Children: (3AMO04PKG4)** Make paper figures with accordion arms and legs and big eyes that never stop doing what is right for God. The paper figures could carry a Bible. You could designate one of the paper figures as Amos walking to Samaria to give God's Word to the Israelites living there. For variety, let each child choose a prophet they have learned about so far and let their paper "prophet" give the principle he emphasized about God.
- Wrong, Wrong, Right:** Play this game like "Duck, Duck, Goose." The right person is the chosen one to chase you to the right spot in the circle. Emphasize to the children that the only place we can find out for sure what is right and wrong is in the Bible. That's why we read it every day, so we won't forget as the Israelites did at Samaria.
- Snack Center:** Eat Fig Newton cookies while reviewing the memory work. Don't forget; if you have told the children they can have one or two M & M's, include those as part of the snack.
- Hopscotch:** Play hopscotch with a masking taped court. Inside the spaces, have the words wrong and right. Try to step only on the "right" squares.
- Play jumprope, singing "Jesus Loves Me" as you play. The verse... "Jesus loves me when I'm good, when I do the things I should" would be especially good.

Songs:



God Is So Good

Other Verses: God is so right. (righteous)
God tells the truth.

Follow Jesus

Just Tell God When You are Wrong (Tune: Twinkle, Twinkle, Little Star)

Just tell God when you are wrong
He will give your heart a song
Don't cover up with another lie
Don't make excuses; don't deny
Just tell God when you are wrong
He will give your heart a song.

Jesus Loves Me

The verse..."Jesus loves me when I'm good, when I do the things I should" would be especially good.



Took:

Memory Work Review Center: (3AMO04PKG2) Let the children cut out two hats and staple them together on the sides. On their farmers' hats, the children can put a **3AMO04PKG1 Sticker**. Each child is encouraged to say the name of the prophet, where he went to prophesy and what he said about God. They could pretend to be Amos going to Samaria. Use your imagination and have fun!

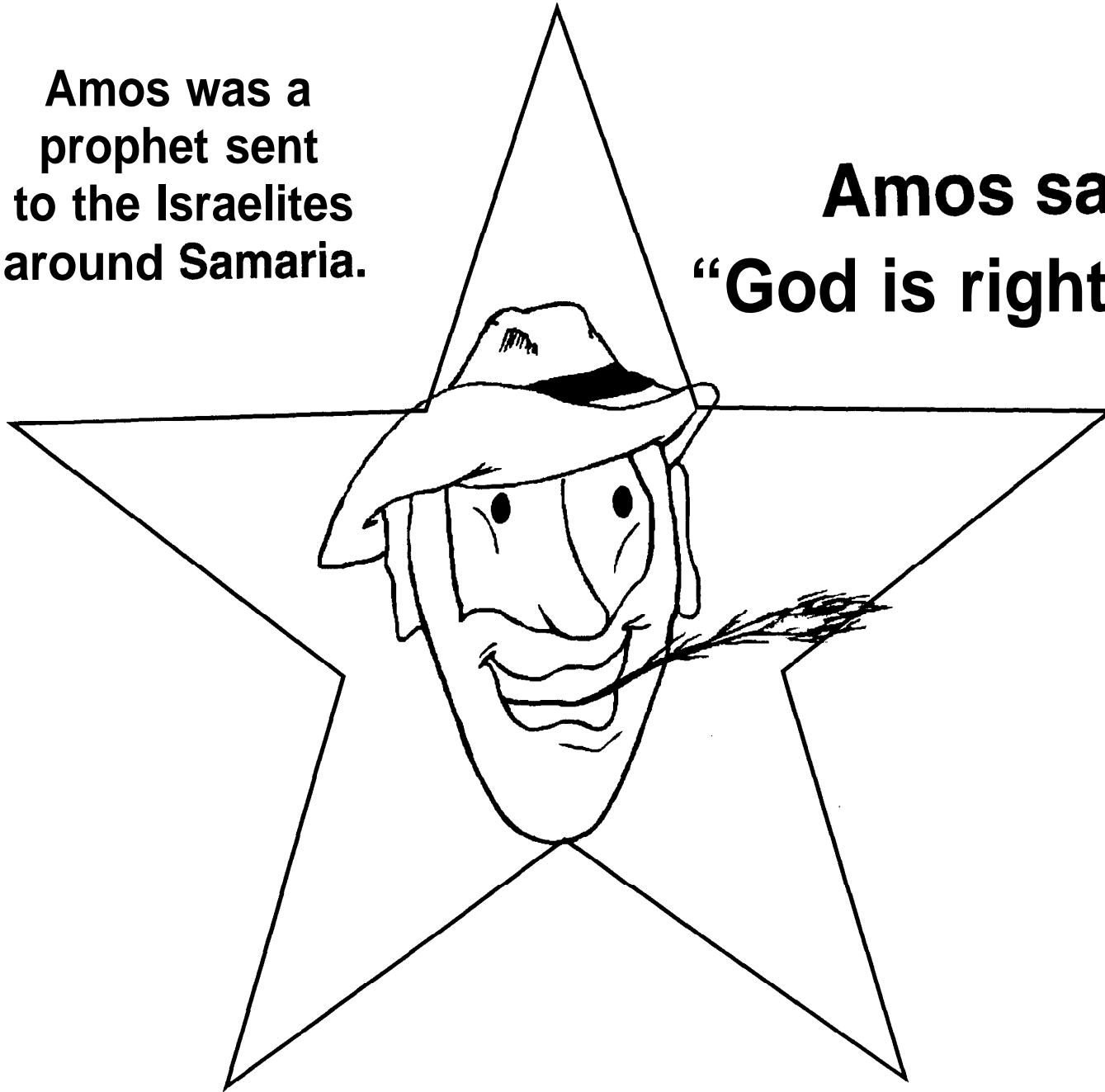
Memory Work Review: (3AMO04ECG6) Use the large map to review all the prophets we have studied so far and what they said about God. Have the children point to the people on the map and repeat the names of the people. Finally, have the children place the symbols on the map and repeat the names of the places. Today's prophet is named Amos. He said God is righteous. Show the picture of God's Bible that helps us remember God is always righteous and tells us what is right and what is wrong.

Balloon Volleyball Game: On a balloon, write the word "right." Play volleyball with the balloon. As you bat it back & forth, give an opportunity to share how God is right.

"Do What Is Right" Worksheet Center: (3AMO04PKG7) Show the children a picture of things that are right and things that are wrong. Let the children talk about the right and wrong activities. How do we know if something is right or wrong? The Bible tells us. God is right--eous and whatever He says is right. Keep connecting the word righteous with the words right, holy and good. The children can circle the activities that God says are right. Place a Bible Sticker on the page to remind them how we know right from wrong.


Amos was a prophet sent to the Israelites around Samaria.

**Amos said,
“God is righteous.”**



Amos Farmer Hat

Let the children cut out 2 hats per child. Staple or tape the sides together to make a hat. The children can add an Amos sticker to remind them of the prophet's name, what he said, and where he prophesied.



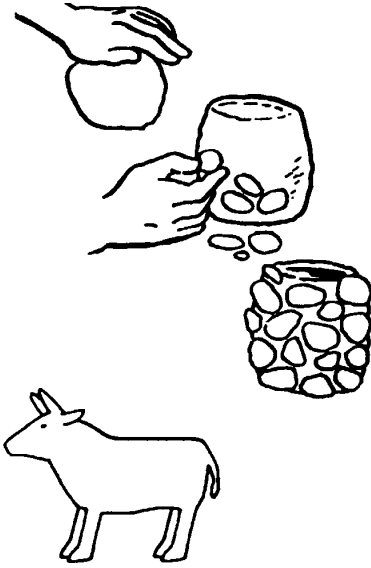
**Amos said, "God is righteous
and always perfectly right."**

Altar

Materials: Play-Doh or other modeling compound, stones, matches or small twigs, animal crackers.

Procedure:




1. Mold an altar out of Play-Doh or other modeling compound the size you wish your altar to be. This will represent the altar in Jerusalem, God's holy hill.
2. Stick stones into the outside of the altar to make it look like it is made of stone.
3. Place matches or twigs on top of the altar for the wood.
4. Place an animal cracker on top of the altar for the animal sacrifice.
5. To make an altar like the Israelites did around Samaria, shape the altar into a calf idol. The Israelites disobeyed God when they worshiped a calf idol at a temple near Samaria.



Calf Idol

Amos' Farm Near Jerusalem

















Let the children tape fig trees, sheep and Amos onto popsicle sticks. Cut slits in the top of a cardboard box or lid and let the children stick the popsicle sticks in the slits. The children can pretend Amos is shepherding the sheep and caring for his fig trees. Then Amos will go to Samaria to remind the Israelites living there that God is righteous. God punishes His children who continue to do wrong, selfish things.



Popsicle Farm

6 farm sets

3AM004PKGf3 Farm Patterns



Accordion Children

Materials:


Four large pieces of construction paper
Scissors
Markers
Glue or tape
String
Reinforcers for notebook paper holes

Procedure:

Before Class: Order materials needed from the Children's Department. Out of three pieces of construction paper, cut 3 bodies. Fold the legs accordion-style. Out of the fourth piece of construction paper, cut three circles, each about 3" in diameter.


During Class: Let the children draw eyes, nose and mouth on paper person. Glue or tape the round heads to the bodies as shown. Punch a hole in the top of the head. Put reinforcers around the hole, and tie a 36" length of string through each.

Discussion: The paper people can represent children who never stop doing what is right for God. The paper figure could carry a Bible. You could designate one of the paper figures as Amos walking to Samaria to give God's Word to the Israelites living there. For variety, let each child choose a prophet they have learned about so far and let their paper "prophet" give the principle he emphasized about God.



**Accordion Children
Pattern**

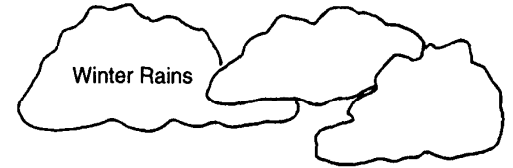
3AM004P KGF4 Pattern



Amos was a farmer living around Jerusalem. He took care of sheep and a fig orchard. Amos left his farm, walked to Samaria and gave the people God's words of prophecy. Below is a chart of farming activities in Bible times. Add raindrops below the clouds and a sun during the dry season. Draw a line from the crop below to the people in the picture.



Dry Season Begins



Barley Harvest
Flax Harvest

Early Figs Ripen

Grape Harvest


Olive Harvest

Dates



Ploughing

Sowing



Citrus Fruit Harvest



Barley



Figs



Grapes



Olives



Summer Figs



Winter Figs



Almond Blossom




Citrus Fruit

**Memory
Work
Review**

Nahum says God is slow to anger.



Obadiah went to the children of Esau.



Jonah went to Nineveh.

God is full
of mercy.

Jonah




Obadiah says God is loyal to His children

Amos
said



God is
righteous

Children
of Jacob
living around
Samaria



Which things in this picture are right and which things are wrong?
Draw a circle around the things God says are right.
Place a Bible sticker on the page to remind us that the Bible
tells us what is right and what is wrong.

