

ACTS CHAPTER 9:32-11:18

The Gospel Reaches the Gentiles



9

2-Year-Olds - Kindergarten
May 8, 2005
2.ACT09EC

SHOOK _____

☞
MEMORY
VERSE

☞
God does not
show
favoritism but
accepts men
from every
nation who
fear Him and
do what is
right.

☞
Acts 10:34
NIV
☞

Teacher Tip. If you are blessed with regular classroom helpers, you can use them in many different ways throughout the morning. They can be greeters at the door and check the children into the classroom. They can supervise at the different Hook Activities, guiding the project and interacting with the children. Some have strengths in music and art. Have them lead the singing or put together an example of the art project for that day. Have them supervise the snack time, sitting and eating at the table with the children. They can be reinforcing the rules of the classroom by correcting specific actions before they come to the attention of the teacher. They are the extra hands for putting the children's art projects together. When these helpers are ready, have them present the Bible Adventure story. Classroom helpers many times are our future preschool teachers. Encourage the learning process of your helpers, making the classroom as exciting for them as for the children.

Saul in Damascus Review (Last week's 2.ACT08ECGF6). Give each child a copy of last week's GF6 picture. Make eight or ten slits vertically in the basket so that a couple of paper strips (4" x 1/2") can be woven through the basket. Tape down the ends of the strips on the back side of the paper. Star stickers can also be added to the night sky. Review last week's Bible Adventure as the children work. "Saul was a Pharisee who hated people who loved Jesus and headed for Damascus to send them to jail. On the road, a bright light shone around him and Jesus told him to stop hurting the Christians. Saul was blinded by the light and had to walk into Damascus with his friends leading him by the hand. Saul realized that Jesus was the powerful Son of God, received his eyesight back, and was baptized. He started teaching about Jesus from the Scriptures and made some of the Jews mad. They threatened to kill him, so his friends snuck him out of town by lowering him over the city wall in a basket during the night."

Matching Picture Game (2.ACT09ECGF4 and 2.ACT09ECGF5). Copy two sets of pictures of GF4 housing styles and turn them upside down. As a child takes his turn and turns one over, he tries to find the match. When he does, he keeps that pair of houses. Think about what the people are like who might live in these different houses. You may want to show the children the GF5 pictures of different nationalities and try to decide which person might live in which kind of house. Ask the children, "Does God love one nationality just as much as the other?" Say the memory verse, "God does not show favoritism."

Different Nationalities. Using colorful picture books or magazine pictures (*National Geographic* would work wonderfully) show the children pictures of differently dressed people. Point out to them that no matter where we live or how we dress, God loves all people because He created us all. Sing "Jesus Loves the Little Children" together.

Play Dough. Provide cookie cutters that the children seldom see or use. Let the children select their favorite one. Have them roll the dough flat, cut out their favorite shape, and save it on a cookie sheet. Talk about favorites and point to the favorite shapes of the different children. A favorite is something we choose first. We have favorites, but God does not have favorites when it comes to people. He loves people from all over the world just the same.

Favorite Object. On a tray, place a selection of pictures of food, color swatches, books, toys, puppets, pictures of animals. Ask children to take turns picking their favorites of each category. Count the votes for the favorite items. Talk about how we have favorites—some things we like better than others. Does God have favorite people? Repeat the memory verse several times. Another idea for talking about favoritism might be to use picture books of dogs or cats. Ask the children if there is one that looks like their favorite. God made animals different and God made people different. Does God have a favorite animal? I don't think so. Does God have favorite people? No way! Repeat the memory verse.

Family of Nations Map (2.ACT09ECGF6). Designate the difference between Jews and Gentiles by two symbols. These symbols can be a rabbi's hat and a Roman centurion's headgear, a scroll and a Bible, or (for older children) simply a "J" and a "G." On the large map in the room, place many symbols for Jewish people around Jerusalem. Scatter Gentile symbols around the rest of the map. Say to the children, "God gave His words to the Jewish family of Abraham who passed them on to its children and grandchildren. But God doesn't only love Jewish people. He loves Gentile people of all nations, too. God wants Gentiles from every nation to have their sins forgiven so they can be in His church family." Let the children place the Jewish and Gentile symbols on a large heart on the wall. Say the memory verse several times. God does not have any favorites. He loves us all the same.

Lowering the Sheet. Provide a pillow case with four ropes, one tied to each corner. Also bring in numerous kinds of stuffed animals. Balance all the animals on the pillow case and choose four children to take the four corners of the "sheet" and raise and lower the sheet without losing any of the animals. Can they lift the sheet from the floor and up onto the top of a table? Identify the animals by name. Which of these animals do people eat for food? "In today's Bible Adventure, we will hear about the time Peter saw a vision of a sheet with animals on it that was lowered from the sky. God told Peter that it was okay to eat different kinds of animals because God was giving him permission to do so."

Discussing Favorite Things. Ask the children to sit on the floor in a circle. In the center, place several pieces of paper on which you have written things like "color, cereal, sandwich, toy, book, animal, place to visit, thing to do with friends, cookie, candy," etc. The children can take turns choosing a piece of paper, telling the group what their favorite thing is, and why. "In the Bible Adventure today, we will find out that God does not have favorites!"

Cross the River Activity. Pretend to be missionaries carrying a Bible and standing on one side of a “river” made from two ropes. Teachers at each end of the ropes make the river wider as the children jump across to a different “pretend” country each time. For example, say, “Okay, let’s cross over to Holland and share the Good News. Oh no, the river is getting wider, so let’s jump over to Germany.” Continue until it is too wide. Start over again, using different countries each time. Keep reinforcing the idea that God does not show favoritism but loves people from every country just the same. Be sure to list the countries of your missionary families.

Bubbling Love (2.ACT09ECGF5). Before class, put small pictures of GF5 faces of children from many nations of the world on the large map. Include pictures of our missionaries on the appropriate countries where they are living. “Jesus loves all different kinds of people from every nation in the world. We can’t stop His love, and we can’t bottle it up. His love will always come bubbling out. Peter saw this kind of love bubble up to the Gentiles in Caesarea. Peter wanted to bubble out God’s message of love to people in every nation. Let’s blow bubbles onto the world map to remember that God doesn’t show favoritism but loves people from every nation.” Dip bubble wands into the bubble mixture and blow gently. A vinyl tablecloth on the floor will help catch drips. Watch the bubbles float and pop. Keep the bubbles coming! Share the following poem with your children, or sing a song, while you are blowing bubbles together.

When Jesus’ love fills up my heart,
It bubbles up. And then I start
To feel His love come bubblin’ through,
And I can show His love to you.

Mix a batch of bubbles to enjoy while remembering Jesus’ “bubbling” love: 1/4 cup liquid dish detergent, 1/2 cup water, 1 teaspoon glycerin (available at most drug stores).

Jews and Gentiles Identification Badges (2.ACT09ECGF6). Give half the children a GF6 picture of the world with “Gentiles” written on the front. Pin the paper on their shirts. They are the Gentiles. They also get to choose a hat to wear out of the bag of hats. (Ask the Children’s Department for the bin full of hats and visors.) The other half of the children wear a picture of Saul that has “Jews” written beside it. They are the Jews. They all wear a headband made out of the same fabric. You could just tie a strip of material on each head. Ask the Gentiles to sit together on one side of the story circle and the J’s on the other. Talk about what makes them different. A Gentile is anyone who is not Jewish. Jesus was Jewish, and the apostles were Jewish. “In today’s Bible Adventure, we will hear about how God loves Gentiles just as much as He does His chosen people, the Jews.” At the end of the Bible Adventure, have the children mix together in their chairs before the Aim Questions are asked to show that God had now given the Holy Spirit to the Gentiles as well as the Jews.



Presentation Ideas

Pictures 2.ACT09ECGF1 - 2. ACT09ECGF3. Color the pictures and glue them onto colored construction paper. Show these pictures as you tell the Bible Adventure. Save the pictures for review in the next lesson.

Map. Refer to the large map that has many symbols of Jewish people around Jerusalem and symbols of Gentiles scattered around the rest of the world. Use it as you repeat the memory verse at the end of the lesson.

Suitcase Prop. Put a headband and a hat that designate the difference between a Jew and a Gentile into the Acts suitcase. Pull them out of the Acts suitcase and let two teachers wear them. Refer to them during the Bible Adventure.

“I See Three” Finger Play.

1. I see three—one, two, three— (Hold up three fingers for each verse.)
Three little bunnies
Reading the funnies.
2. I see three—one, two, three—
Three little ducks
Riding on trucks.
3. I see three—one, two, three—
Three little frogs
Sitting on logs.
4. I see three—one, two, three—
Three little mice
Skating on ice.

“In today’s Bible Adventure, watch and listen closely to hear about the animals that appear to the apostle Peter.”

Bible Adventure for 2s & 3s

(Show the 2.ACT09ECGF1 picture.) Peter and other Jewish people had been taught that they should never eat with a Gentile. A Gentile was any person who was not Jewish. Peter and the apostles had been taught not to eat food or even go inside the house of a Gentile. In today’s Bible Adventure, we will learn that God does not show favoritism. God loves people from every nation just the same.

One day Apostle Peter went up on the flat roof to pray. It was noon, and Peter was hungry. While Peter was waiting for lunch to be prepared, he saw a vision.

(Show the 2.ACT09ECGF2 picture.) In Peter’s vision, he saw a large sheet coming down from the sky. On the sheet were all kinds of animals—clean and unclean animals. Clean animals were the ones that God had told Jewish people they could eat. Unclean animals were the ones God had told them they could not eat. Peter always obeyed God and ate only clean animals.

A voice said to Peter, “Get up, Peter. Kill and eat.”

Peter said, “No, Lord. I have never eaten anything unclean in my whole life.”

The voice said, “Don’t say something is unclean if God has made it clean.”

This happened three times, so Peter knew it was an important message from God.

Just then, three Gentile men came to the house *(Knock on something hard.)* and said, “Is there a man named Peter staying here? An angel told us to find Peter and bring him with us to Cornelius’ house in Caesarea.”

Peter never would have gone to Cornelius’ house if God had not told him to go. *(Shake head, “No.”)* Cornelius was a Gentile. But Peter always obeyed God’s words, so he went with the three men to Cornelius’ house in Caesarea.

(Show the 2.ACT09ECGF3 picture.) When Peter and his friends arrived at Cornelius’ house, Cornelius fell down at Peter’s feet. He said, “Four days ago I was praying in the afternoon. Suddenly an angel in shining clothes stood before

me and said, 'Cornelius, send some men to find Peter.' So I sent for you immediately. Now we are all here to listen to what God has to tell us."

Peter told Cornelius not to bow down to him because he was just a man. Peter said to Cornelius, "Now I know that God does not show favoritism. He loves people of all nations. God has brought me to your house to tell you to believe in Jesus and become part of His church family."

Peter began telling them all about Jesus, how he had lived, died, and then had come back to life. As Peter was preaching, the Holy Spirit came on all the Gentiles, just as He had done to the Jewish disciples at Pentecost. Cornelius and the other Gentiles were baptized by Peter into Jesus' church family.

Back in Jerusalem, Peter explained everything that had happened. He said, "I was praying and God told me to go preach to the Gentiles. The Holy Spirit filled them and made their hearts clean, just as He has done for us." The apostles praised God for loving Gentiles, too. God does not show favoritism to any one group of people; He loves people from every nation just the same.

Prayer. Dear God, thank You for loving people of all nations. Thank You for including me in Your church family. In Jesus' name, Amen.

Aim Questions for 2s & 3s

- 1. Who saw a vision of clean and unclean animals coming down from the sky on a sheet?** (Peter.)
 - 2. Where did God ask Peter to go when three Gentile men came to his door?** (Cornelius' house, Caesarea, a Gentile's house.)
 - 3. Who loves people from every nation just the same?** (God, Jesus.)
-

Bible Adventure for 4s & 5s

(Show last week's 2.ACT08ECGF2 picture of Saul meeting Jesus on the road to Damascus.) Last week, we heard about Saul who became one of Jesus' apostles when he saw Jesus' bright light on the road to Damascus. Saul was Jewish from the nation of Israel. The rest of the apostles were Jewish, too.

Saul and Peter and other Jewish people had been taught by their leaders that God favored the Jewish nation more than other nations. The Jews had been taught that they should never eat with a Gentile. A Gentile was any person who was not Jewish. Saul and the other apostles had been taught that eating food with Gentiles would make them dirty because God had told them not to eat certain foods that Gentiles ate. They were not even supposed to put one foot inside a house where Gentiles lived because it would make them dirty. In today's Bible Adventure, we will learn that God does not show favoritism. God loves people from every nation just the same.

(Show the 2.ACT09ECGF1 picture.) One day while Apostle Peter was staying in Joppa at the home of Simon the tanner, he went up on the flat roof to pray. It was noon, and Peter was hungry. While Peter was waiting for lunch to be prepared, he saw a vision.

(Show the 2.ACT09ECGF2 picture.) In Peter's vision, he saw a large sheet coming down from the sky. On the sheet were all kinds of animals—clean and unclean animals. Clean animals were the ones that God had told Jewish people they could eat. Unclean animals were the ones God had told them they could not eat. Peter always obeyed God and ate only clean animals. A voice said to Peter, "Get up, Peter. Kill and eat."

Peter said, "No, Lord. I have never eaten anything unclean in my whole life." The voice said, "Don't say something is unclean if God has made it clean."

This happened three times, so Peter knew it was an important message from God. While Peter was thinking about the vision, the Holy Spirit spoke to him, "I am sending three Gentiles to this house. They will ask you to go with them to the house of Cornelius in Caesarea. *(Show on the map.)* Cornelius is a Gentile, but go to his house."

Just then, three Gentile men came to Simon the tanner's house *(Knock on the door.)* and said, "Is there a man named Peter staying here? An angel told us to find Peter and bring him with us to Cornelius' house in Caesarea."

Peter never would have gone to Cornelius' house if God had not told him to go. But Peter always obeyed God's words, so he went to Caesarea.

(Show the 2.ACT09ECGF3 picture.) When Peter and his friends arrived at Cornelius' house, Cornelius fell down at Peter's feet as though worshiping him. Peter said, "Stand up! I am only a man like you."

Cornelius explained to Peter why he was so glad to see him. He said, "Four days ago I was praying in the afternoon. Suddenly an angel in shining clothes stood before me and said, 'Cornelius, send some men to Joppa to find Peter.' So I sent for you immediately. Now we are all here to listen to what God has to tell us."

Peter was amazed and said, "Now I know that God does not show favoritism. He loves people of all nations. God has brought me to your house to tell you to about Jesus so you can become part of His church family."

Peter began telling them all about Jesus, how he had lived, died, and then come back to life. As Peter was preaching, the Holy Spirit came on all the Gentiles, just as He had done to the Jewish disciples at Pentecost.

The Gentiles in Cornelius' house began praising God in many languages. Cornelius was Italian so he praised God in the Italian language. The Gentiles were all praising God in their different languages.

Peter and his friends were surprised that God had sent the gift of the Holy Spirit on the Gentiles. Peter was learning that God wants people of all nations to be in Jesus' church family. Peter and his friends were glad to baptize these Gentiles who were now believers in Jesus.

When Peter went back to Jerusalem, his Jewish friends said, "What? You went into a house and ate with Gentiles? How could you do such a thing? Now you are dirty, too!"

Peter explained everything that had happened. He said, "I was praying and God told me to go with the Gentile men. The Holy Spirit filled the people in Caesarea and made their hearts clean, just as He had done for us. Who was I to tell God that He couldn't make Gentiles clean?" Then the apostles believed Peter's words and praised God for loving Gentiles, too. God does not show favoritism to any one group of people; He loves them all the same.

Prayer. Dear God, thank You for loving people of all nations. Thank You for including me in Your church family. In Jesus' name, Amen.

Aim Questions for 4s & 5s

- 1. What did God tell Peter to do while he was praying on the roof?** ("Go with the three men to Cornelius' house in Caesarea.")
- 2. Why was it hard for Peter to go to Cornelius' house?** (Cornelius was a Gentile, and Jews never ate with Gentiles or went into their houses because they had been taught that it would make them unclean.)
- 3. What happened at Cornelius' house?** (The Holy Spirit came to the Gentiles like He had come to the Jews at Pentecost.)

4. Did God show the apostles that He does not show favoritism but loves people from every nation? (Yes. Say the Acts 10:34 memory verse.)



Aim Questions. Set out numerous stuffed animals and place the questions under the animals. The children can go over one at a time and get the questions to be read.

Transition Idea. Children curl up on the floor as small as they can get when you say, "Go to sleep." Then say, "Become a lion, dog, elephant, mouse, duck, etc." The children move around the room like that animal and make appropriate noises until you call out, "Go to sleep," again. Do this several times with different animals. Finish the game with, "Become yourself and find a chair in the circle." This activity can be used week after week, and the children love it.

Snack Suggestion. Serve your snack food on a blanket laid out on the floor, or take the class out to a grassy area and eat outside. You may choose to serve animal shaped cookies, crackers, or fruit snacks. You might even invite some of the stuffed animals from the sheet in Peter's vision to join your picnic if you have them available in the classroom. "We are having a little picnic. Just as God told Peter that every kind of animal was okay to eat, we are told to eat with every person from every nation. God wanted His Good News message about Jesus to go out to everyone in the world."

Peter's Vision (2.ACT09ECGF2). Give each child a GF2 picture to color and four pieces of yarn in lengths that fit from the corners of the sheet to over the top of the picture. Generously slit the four corners of the sheet so yarn can be pushed through the paper by little fingers and then taped on both ends on the back of the page. "Peter looks startled to see something like a sheet coming down from the sky. Three times God told Peter that it would be all right to eat all kinds of animals and not to call them unclean. God also wanted Peter to know that He doesn't show favorites with people, either. God loves people from all nations."

Peter's Vision Craft Page (2.ACT09ECGF8 and 2.ACT09ECGF9). This craft is similar to Peter's Vision above, but for older children. Give each child a GF8 page and a GF9 sheet with animals. Glue the animals onto a piece of cloth (an old sheet would work well) and cut around the GF9 animals so that part of the cloth is showing. Punch two holes in the top of the GF8 page and on the two corners of the cloth. Tie one end of a twelve-inch piece of string onto one corner of the cloth. Poke the other end of the string through one of the GF9 holes. Loop through the other hole and tie it to the other side of the cloth with animals on it. The cloth will go up and down as the children pull the string in the back. Review the memory verse song as the children work on their crafts.

Peter's Vision Memory Verse Review (2.ACT09ECGF2 and 2.ACT09ECGF7). Give each child a GF2 picture and a GF7 picture that has been cut out. Tape the top of the GF7 picture to the top of the GF2 page so that it can be lifted like a flap. Talk about Peter praying on the roof and the vision he saw. Sing "Acts 10:34 Memory Verse Song" to remind the children that people from every nation can be made clean by faith in Jesus.

World Mobile (2.ACT09ECGF10). Copy the GF 10 pattern onto heavy weight paper. Color the world and cut out the circles, being careful not to cut through the other circles. Add star stickers to the outer circles. On the back of the world, glue the GF 10 words, "Take the Good News of Jesus all around the world." Cut out the two blank circles and tie the mobile with a 16" length of yarn. Tie a knot in the yarn each time a circle is added to keep the circles hanging individually. Sing "Jesus Loves the Little Children" and "Acts 10:34 Memory Verse Song" as the children hang their mobiles.

Memory Verse Review. "Look at your shoes. Look at your neighbor's shoes. They are all different. We are just like our shoes. We are all different. We just heard that God doesn't have any favorites. He doesn't care if you have brown or black shoes. So let's have a white shoe, brown shoe, and blue shoe come up and say the memory verse together." Do this until all the children have had a turn.

Missionaries Visit. Ask several people who have served as missionaries in different areas of the world to visit your class. Ask them to wear the country's native dress and bring several objects that might interest the children. Include someone who has taken the Gospel to people in the church neighborhood. Let the missionaries talk about sharing God's Word with all different kinds of people because God loves them all the same.

Let's Share the Good News! Make this a variation of the Bear Hunt activity. Say, "Let's go to Canada and share the news about Jesus." Children say, "OK, let's go!" Pack your bag and your Bible and make walking sounds by alternately patting each knee with each hand. Call out different things you encounter and have the children repeat what you say. Include things like, "I see a lake." (Children repeat.) "Can't go over it!" (Children repeat.) "Can't go under it!" (Children repeat.) "I guess we will swim!" (Make swimming motions.) Do other motions like riding a bike, rowing a boat, and running all the way home! Then go to another country!

Rainbow Tongues. Use presweetened powdered drink mixes to color children's tongues with different colors. Call out colors and have children get together in groups according to the colors on their tongues. Then ask blue and orange to get together and red and green to stand together. Talk about all being different but all loved by God.

Songs.

Acts 10:34 Memory Verse Song (tune: "King of Kings").

"God does not show favoritism." Acts ten (*Clap*), verse thirty-four.

"God does not show favoritism." Acts ten (*Clap*), verse thirty-four.

"But accepts men from every nation (*Clap*) who fe-ear Him
And do what is right." Acts ten (*Clap*), verse thirty-four.

I'm So Glad We're All Together (tune: "Did You Ever See a Lassie?").

Sing the song, pointing to the children as you say their names. Be sure to include everyone's name.

I'm so glad we're all together, together, together.

I'm so glad we're all together at Bible School today,

With ___ and ___ and ___ and ___.

I'm so glad we're all together at Bible School today.

Jesus Loves the Little Children.

Jesus loves the little children,
All the children of the world.
Red, brown, yellow, black and white,
They are precious in His sight.
Jesus loves the little children of the world.

God Loves Jews and Gentiles (tune: "Did You Ever See a Lassie?").

Go-od lo-oves Jews and Gentiles, Jews and Gentiles, Jews and Gentiles.
Go-od lo-oves Jews and Gentiles. He has no fav'rites. (*Shake head, "No."*)
So we'll love each other
Like sisters and brothers.
Go-od lo-oves Jews and Gentiles. He has no fav'rites.



TOOK

Popcorn Names. Give each child a piece of construction paper—their favorite color, of course! Provide each with a small bag of popcorn. Ask the children to first write their names on the papers and then to glue popcorn on the letters. (For twos and threes, the teacher writes the names.) Talk about how we all have different names and faces, but God loves each one of us the same. "All the names look the same with popcorn glued on them when you look at them at table level. God sees us all the same and loves us deeply even though our names are different."

Sock Puppet. Give each child one white sock. Have the child turn the sock wrong side out. Help him tie a large knot in the sock near the closed end. Turn the sock right side out. The toe section and knot become the puppet's head. Place a rubber band loosely around the puppet's neck. Draw facial features with a felt pen. You may also cut a finger hole on each side of the sock for the thumb and small finger to poke through. If the holes ravel, spread glue around the edges and let the glue dry. Use these puppets to share the Good News that Peter shared with Cornelius. Use them to share the Good News with a friend in the neighborhood. Let the puppet go on a scavenger hunt for Bible stickers or small world maps hidden around the room. The children can return to their seats after finding a Bible.

World Map Review (2.ACT09ECGF5). On a large world map, ask the children if God has any favorite countries in the world. Ask, "Does God want people in Russia to hear about Jesus? Yes. Will ___ come up and put a Jesus sticker on Russia, right here?" Do this until the world is covered with stickers. You may want to use the faces from the GF5 page, reduced in size, to tape on the world map. God loves Jews and Gentiles of every nation.

“Jesus Loves Me” Ribbon (2.ACT09ECGF5). Have the children choose the picture of a child to color. Provide a 7” by 1 1/2” colored ribbon. The teacher can help them trim the picture to fit on the ribbon. Have the child glue his picture to the top of the ribbon and the words, “Jesus Loves Me,” under it. Use a safety pin to pin the ribbon to the child to wear home. “In today’s Bible Adventure, we learned that God loves all people. He loves the Jews and the Gentiles. He loves people from all around the world. He loves you.”

Share the Good News (2.ACT09ECGF5). Enlarge and copy the pictures of the children from different countries so that each child at the table gets a different picture. Let the children decorate the pictures with scraps of fabric, beans, sequins, colors, glitter, etc. While they are coloring, ask them if they can tell which of the children in the pictures that God loves more than the others. “God has no favorites. He loves all of us the same, no matter if we’re Jewish or Gentile, Italian or African, Indian or Chinese, or American. So, we should also love everyone the same, no matter where they’re from or if they are different from us. We want to love everyone and tell them the Good News about Jesus.” Sing the “God Loves Jews and Gentiles” song from the Song section.

Preschool Page for Parents (2.ACT09ECPPP). Send a page home with each child, encouraging parents to reinforce the Bible truths at home. Spend a few minutes before the children go home creatively reviewing the memory verse song.



Peter was praying on the roof of Simon the tanner's house at Joppa.




Peter had a vision of clean and unclean animals coming down from the sky on a sheet.




Peter went to Caesarea to tell Cornelius and his Gentile friends about Jesus.

Houses Around the World



Portugal




India




Scandinavia



Apartment




England

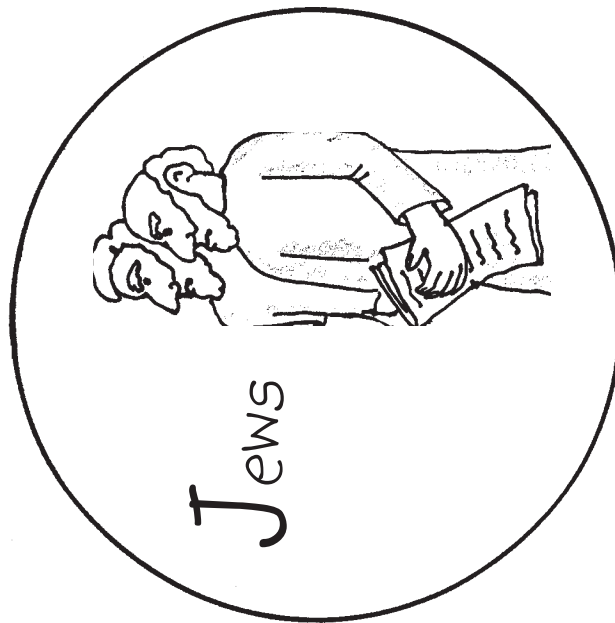
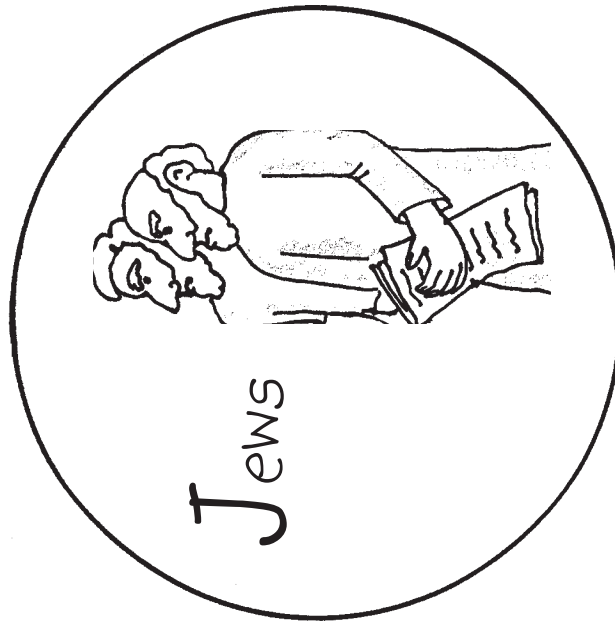


Holland

Children from Different Nations



Jews and Gentiles Identification Badges



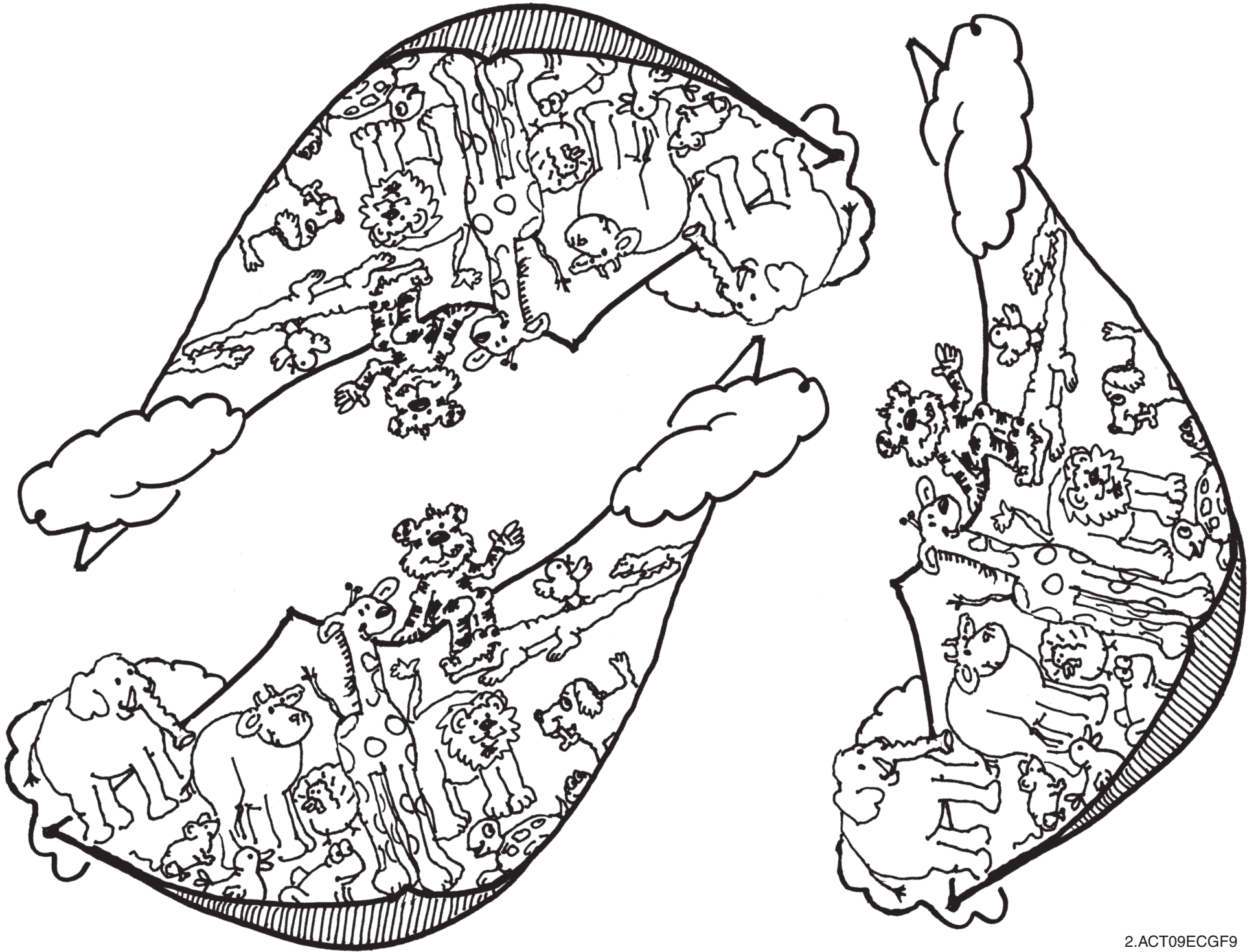
God does not show favoritism but accepts men from every nation who fear Him and do what is right. Acts 10:34

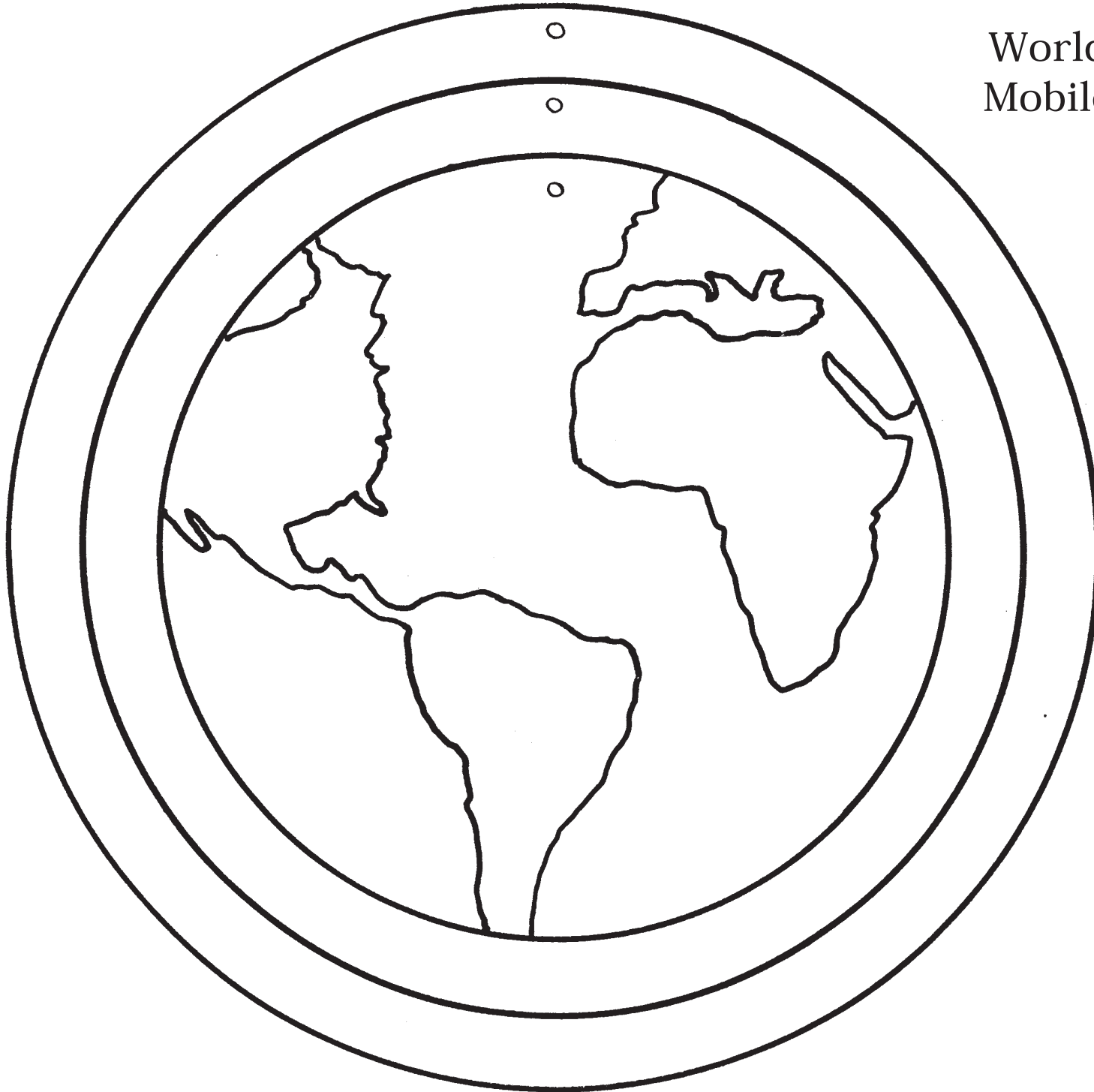


God does not show
favoritism but accepts men from
every nation who fear Him
and do what is right. Acts 10:34

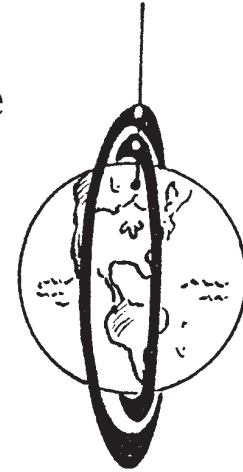


Peter had a vision of clean and unclean animals coming down from the sky on a sheet.





World
Mobile



Take the Good News of Jesus
all around the world.

May 8, 2005

Acts Chapter 9:32-11:18--The Gospel Reaches the Gentiles

This is what I learned today!

Peter and the other apostles were Jewish and did not eat with or go into the homes of Gentiles. Gentiles were considered unclean by the Jews. One day, Peter saw a vision from heaven of clean and unclean animals. Three times God told Peter to kill and eat of any kind of animal. God told him that three Gentiles would come to his house and take him to Caesarea to see a Gentile named Cornelius. God was telling Peter that He loves the Gentiles of all nations. Peter went with the men to Caesarea and gave the gospel of Jesus to Cornelius' family and friends. The Holy Spirit came on those who believed in Jesus, and they were baptized. When Peter returned to Jerusalem, the Jews were amazed that God had granted the Gentiles clean hearts to worship Him. The apostles praised God for loving Gentiles and not showing favoritism.

Acts Memory Verse

God does not show favoritism but
accepts men from every nation who
fear Him and do what is right.

Acts 10:34

God
loves
people
of all
nations.



Help your young child identify with one of the nationalities represented in the picture above. Then tell him that Jesus loves people of every nationality. He does not show favoritism to any one nationality. Sing "Jesus Loves the Little Children" slowly as you point to "red, brown, yellow, black, and white" children in the picture.

Acts 10:34 Memory Verse Song "King of Kings"

"God does not show favoritism." Acts ten (Clap), verse thirty-four.
"God does not show favoritism." Acts ten (Clap), verse thirty-four.
"But accepts men from every nation (Clap) who fe-ear Him
And do what is right." Acts ten (Clap), verse thirty-four.



Peter's vision of clean and unclean animals taught him that God loves Gentiles of every nation.