

ACTS CHAPTER 9:1-31

From Persecutor to Preacher of the Gospel



8

2-Year-Olds - Kindergarten
May 1, 2005
2.ACT08EC

SHOOK _____

MEMORY
VERSE

Go! This man
is My chosen
instrument to
carry My
name before
the Gentiles.

Acts 9:15
NIV

Teacher Tip. The curriculum is set up so that two or three Hook ideas can be going on at the same time with small groups of children. It would be helpful for the lead teacher to write out the Hook ideas on a card for each center so the classroom helpers are clear on how to direct a specific activity. The Hook activity centers should be in position prior to the children's arrival so they may walk in and start engaging in the morning's activities. Encourage your helpers to interact with the children, giving direction on how the specific activity should go and also showing interest in the personal lives of the children. Allow your students to be part of the clean-up process at the end of the Hook session.

Simon Review Page (Last week's 2.ACT07ECGF5). Give each child at the table a copy of last week's GF5 picture and have them color it with crayons or marking pens. Have them glue real or paper coins over Simon's money bag. "Do you remember what Simon the Sorcerer wanted from Deacon Philip in our Bible Adventure last week? He wanted to buy God's power. Peter told him he needed to repent of his sins to receive power from the Holy Spirit." Review the lesson with the children and sing "Pride" as a reinforcement (See Song section). "Today we're going to learn about another man who needed to repent from his selfish pride like Simon needed to. His name is Saul. Saul was persecuting God's church families because they believed that Jesus was the holy Son of God. Persecuting means that Saul was hurting believers and putting them in jail. Can you say, 'persecuting'?" Have the children try to say the word with you so that they are familiar with it for later activities in the lesson.

Silhouettes. Tape a sheet of black construction paper to a wall or bulletin board and aim a bright light toward it. Have a child stand sideways in front of the paper so his or her shadow is cast onto the paper. It would be helpful to determine the lighting and distance before class starts. Draw around the shadow and give the paper to the child. Have the child cut out his profile with the help of a leader and then glue it to a bright colored sheet of paper. "Today in our Bible Adventure, we will hear about a man named Saul who was blinded by a bright light from heaven. Jesus spoke to Saul from the bright light. Saul traveled to the city of Damascus where he was blind for three days. We won't be blinded by this light, but it will remind us that the light of Jesus changes our lives."

Eyes Closed Listening Activity. Have the children sit in a circle on the floor and listen to a CD filled with different sounds. Stop the CD periodically, and, with their eyes shut, have the children talk about what they have heard. Talk about how hard it is to not see and only be able to hear sounds. “In today’s Bible Adventure, we will hear about a man named Saul who lost his sight. He was only able to hear and feel his friends as they helped him walk the road to Damascus.”

Talk about Eyes. Provide a mirror so the children can observe their eyes as you talk about them. Turn the light off and then on and let them watch the pupils of their eyes. Ask the children to wink and blink. Talk about the pupil in the eye being like a window. Eyelashes and eyebrows keep dust and sweat out of the eyes. Eyelids are window shades. They protect eyes by closing if something comes toward them. What would it be like to not be able to see at all—to be blind? “In today’s Bible Adventure, we will hear about a man named Saul who was blinded by a bright light from heaven. He was not be able to see for three days, and his friends had to lead him around by his hand.”

Important Jobs. Let the children play with several items that represent different jobs. For example, bring a fire truck, police car, police badge, handcuffs, doctor’s medical supply bag, carpenter’s tools, and an airplane. Show each item and talk about the important job it represents. Allow the children to play with the items. “This is a fire truck. Who drives a fire truck? That’s right! A fireman. That’s an important job.” Go through all of your examples. Each time, repeat, “That’s an important job!” At the end of the activity, say, “Today in our Bible Adventure story, we are going to learn about a man named Saul. God gave him a very important job of preaching the Good News about Jesus to Gentiles.”

Basket Raising Experience! Supplies: basket, two or three dolls, rope. Tie a rope to the handle of a basket. Put the basket on one side of a table and the rope on the other. You should be able to pull the rope and raise the basket up and down. Let the children put the dolls into the basket and lower them from the table to the floor without losing the dolls. You will have to show the children how to do this and help them throughout. Twos would especially like to do this over and over, taking the dolls in and out of the basket and lowering and raising the basket. Talk about how today we are going to hear about Saul in the Bible Adventure. He was lowered in a basket like the dolls are.

Damascus Building Blocks. Request the bin of building blocks from the Children’s Department. Have the building blocks available and encourage (but don’t force) the children to build walls or enclosures. Pretend that the stacked blocks are Damascus walls. Explain how some of the cities of the Bible had walls around them with gates to let people in and out of the city. “In today’s Bible Adventure, we will hear about how Saul needed to leave the city of Damascus without people seeing him go. Since people were watching the gates going out of the city, Saul had to escape by being lowered over the wall in a basket.” Have the children show you where the openings are and the wall over which they think Saul had to escape.

What Is Different with You? Provide a large plastic play tunnel. Have a child crawl in one end, change something about his appearance in the tunnel, and come out the other end. Let the other children guess what is different. Ideas of change might include making a happy and a sad face, taking off a shoe, switching a bracelet to the opposite arm, taking in one toy and coming out with another (hidden in pocket), etc. A leader can help by whispering a suggestion to the child before he enters the tunnel. "In today's Bible Adventure, we will hear about a man named Saul who went through a bright light on the road to Damascus, and it changed him forever."



Presentation Ideas

Pictures 2.ACT08ECGF1 - 2. ACT08ECGF7. Color the pictures and glue them onto colored construction paper. Show these pictures as you tell the Bible Adventure. Save the pictures for review in the next lesson.

Map (2.ACT08ECGF6). Reduce the size of the GF6 picture of Saul in a basket and tack it on the large wall map near Damascus.

Basket Finger Play.

A tisket, a tasket, *(Intertwine fingers.)*

A red and yellow basket.

Paul went down, the wall of town *(Move hands down.)*

In a basket wrapped around him. *(Hug self.)*

Bible Adventure for 2s & 3s

(Show last week's 2.ACT07ECGF1 picture.) *(Make a sad face and speak with a sad voice.)* Last week, we heard about a young Pharisee named Saul who hated Jesus' disciples and went from house to house dragging people to jail. Many disciples moved to other places away from Jerusalem. Some believers went to a city named Damascus which was far from Jerusalem.

(Show the 2.ACT08ECGF1 picture.) Saul was angry that Jesus' disciples had moved away. He wanted to go find them. *(Shake your index finger!)* Saul said, "I will go to Damascus and find those people who love Jesus. I'll bring them back and put them in jail."

(Show the 2.ACT08ECGF2 picture.) While Saul was walking with his friends on the road toward Damascus, suddenly a bright light from heaven flashed around him. He fell to the ground and heard a voice saying, "Saul, Saul, why are you persecuting Me?"

Saul said, "Who are you, Lord?"

Jesus said from heaven, "I am Jesus! When you hurt My disciples, you are hurting Me."

(Show the 2.ACT08ECGF3 picture.) Saul got up from the ground, but his eyes couldn't see anything. The men with Saul had to take him by the hand and lead him into Damascus. For three days, Saul did nothing but pray. He didn't eat or drink anything; he couldn't see anything. All he could do was wait and pray.

(Show the 2.ACT08ECGF4 picture.) There was a man in Damascus named Ananias who loved Jesus and followed Him. The Lord said to Ananias in Damascus, "Go to the house where Saul is staying. Put your hands on Saul so that he can see again."

Ananias obeyed Jesus. Ananias placed his hands on Saul and immediately Saul's eyes could see again. Saul was filled with the Holy Spirit of God. He got up and was baptized in nearby water.

(Show the 2.ACT08ECGF5 picture.) Right away, Saul began telling people what had happened to him. He became Jesus' witness in Damascus. Saul went to the Jewish synagogue and said, "Jesus is alive! His light blinded me on the road. He is the Savior from sin."

Some people believed in Jesus because of what Saul said. Others were angry with Saul and wanted to kill him.

(Show the 2.ACT08ECGF6 picture.) Saul's friends heard about the plan to kill Saul and took him out at night. They put him in a huge basket and lowered him over the city wall when no one was looking.

(Show the 2.ACT08ECGF7 picture.) When Saul made it to Jerusalem, the disciples were afraid of him. Barnabas explained to the apostles how Saul had seen Jesus on the road to Damascus. Barnabas said, "Saul has been preaching for Jesus in Damascus. God has chosen him to preach the Good News to the Gentiles."

God took care of Saul because He had a special job for Saul to do. God wanted Saul to preach the Good News of Jesus to the Gentiles.

Prayer. Dear God, thank You for speaking to Saul on the road to Damascus. Thank You for helping him preach about Jesus in Damascus and in Jerusalem. In Jesus' name, Amen.

Aim Questions for 2s & 3s

- 1. Who traveled to Damascus to take people who believed in Jesus to jail?**
(Saul.)
- 2. Who spoke to Saul from the bright light on the road to Damascus?**
(Jesus.)
- 3. What happened to Saul's eyes while he talked to Jesus?** (The bright light blinded him for three days.)
- 4. Who chose Saul to preach the Good News to the Gentiles?** (The Lord, Jesus, God.)

Bible Adventure for 4s & 5s

(Show last week's 2.ACT07ECGF1 picture.) *(Make a sad face and speak with a sad voice.)* Last week, we heard about a young Pharisee named Saul who hated Jesus' disciples and went from house to house dragging people to jail. Many believers moved to other places away from Jerusalem. Philip went to Samaria and preached about Jesus in that region. Other believers went to a city named Damascus which was far from Jerusalem.

(Show the 2.ACT08ECGF1 picture.) Saul was angry that Jesus' disciples had moved away. He wanted to go find them. *(Shake your index finger!)* Saul said, "I will go to Damascus and find those people who love Jesus. I'll bring them back and put them in jail."

(Show the 2.ACT08ECGF2 picture.) While Saul was walking with his friends on the road toward Damascus, suddenly a bright light from heaven flashed around him. He fell to the ground and heard a voice saying, "Saul, Saul, why are you persecuting Me?"

Saul said, "Who are you, Lord, that I am trying to hurt you?"

Jesus said from heaven, "I am Jesus! When you hurt My disciples, you are hurting Me."

The men with Saul couldn't figure out what was happening. They saw Saul fall to the ground and heard a noise, but they didn't know what was being said.

Jesus said to Saul, "Get up and go into Damascus. Wait there for someone to tell you what to do." Saul wasn't used to waiting for anyone to tell him what to do. It would not be easy for Saul to wait on God.

(Show the 2.ACT08ECGF3 picture.) Saul got up from the ground, but his eyes couldn't see anything. The men with Saul had to take him by the hand and lead him into Damascus. For three days, Saul did nothing but pray. He didn't eat or drink anything; he couldn't see anything. Saul's whole life was being turned around. All he could do was wait and pray.

(Show the 2.ACT08ECGF4 picture.) There was a man in Damascus named Ananias who loved Jesus and followed Him. This was not the same Ananias who kept the money for himself and lied about it. The Lord said to Ananias in Damascus, "Go to the house where Saul is staying on Straight Street and tell the man named Judas that you want to see a man from Tarsus named Saul. Put your hands on Saul so that he can see again."

Ananias said to Jesus, "I'm afraid of Saul. He's the one who came to Damascus to take Jesus' disciples to jail. I'm afraid to go to Judas' house on Straight Street."

The Lord said, "Go! I have chosen Saul to preach the Good News to the Gentiles." Gentiles were people who were not Jewish. "The job I have for Saul will not be easy, and he will suffer for his preaching."

Ananias obeyed Jesus and went to Straight Street. He found the house and said to Judas, "Is there a man named Saul from Tarsus here? The Lord Jesus has sent me to help him see again."

Ananias placed his hands on Saul, and immediately Saul's eyes could see again. He was filled with the Holy Spirit of God. He got up and was baptized in water nearby.

(Show the 2.ACT08ECGF5 picture.) Right away, Saul began telling people what had happened to him. He became Jesus' witness in Damascus. Saul went to the Jewish synagogue and said, "Jesus is alive! His light blinded me on the road. He is the Savior from sin."

The people who heard Saul preaching said to each other, "Isn't this the same man who was trying to put believers in jail? Why is he now preaching for Jesus?" Some people believed in Jesus because of what Saul said. Others were angry with Saul and wanted to kill him. These men watched the city gate to see when Paul would go out so that they could snatch him.

(Show the 2.ACT08ECGF6 picture.) Saul's new friends heard about the plan to kill Saul and took him out at night. They put him in a huge basket and lowered him over the city wall when no one was looking. When Saul reached the ground, he got out of the basket and started walking toward Jerusalem. He wanted to meet with the apostles in Jerusalem and tell them what had happened to him. *(Walk Saul from Damascus to Jerusalem on the large map.)*

(Show the 2.ACT08ECGF7 picture.) In Jerusalem, the disciples were afraid of Saul, too. They said, "Isn't this the Saul who was putting our people in jail? We're afraid of him. We don't believe he is following Jesus. We think he's trying to trick us."

Barnabas took Saul to the apostles and told them how Saul had seen Jesus on the road to Damascus. Barnabas said, "Saul has been preaching for Jesus in Damascus. God has chosen him to preach the Good News to the Gentiles."

The apostles believed Barnabas and said to Saul, "If you believe in Jesus and have been baptized with the Holy Spirit, then we are happy to have fellowship with you in Jesus. You are one with us."

Saul stayed with the disciples in Jerusalem, and every day he preached about Jesus being the Savior from sin. Saul was brave and kept on preaching, even when a group of men made a plan to kill him so that he would quit talking about Jesus. When Saul's friends heard about the plan to kill Saul, they took him to the seashore and put him on a boat that was sailing away to Tarsus.

God took care of Saul because He had a special job for Saul to do. God wanted Saul to preach the Good News of Jesus to the Gentiles. We'll hear more about Saul in a few weeks. Isn't it amazing how Jesus talked to Saul on the road to Damascus and changed his heart? I love this story about Jesus' bright light and powerful words.

Prayer: Dear God, thank You for speaking to Saul on the road to Damascus. Thank You for helping him preach about Jesus in Damascus and in Jerusalem. You are more powerful than anyone or anything. In Jesus' name, Amen.

Aim Questions for 4s & 5s

1. **What did Saul see and hear while he was walking on the road to Damascus?** (Saul saw a bright light that blinded his eyes, and he heard Jesus say, "Saul, why are you persecuting Me?")
2. **What did Saul do when he was blind?** (His friends led him by the hand into Damascus where he did nothing but pray and wait for three days.)
3. **What did Jesus ask Ananias to do for Saul?** (Lay his hands on Saul so that he could see again.)
4. **What did people think when Saul preached about Jesus?** (Some people believed Saul's words about Jesus, and some people tried to kill him.)
5. **How did God take care of Saul so that he could preach about Jesus to the Gentiles?** (Saul's friends lowered him over the Damascus wall in a basket and later put him on a boat to Tarsus.)



Aim Questions. Place the Aim Questions in a basket and hold the basket above a child's head as he draws a question. A teaching leader could hold the basket, or the basket could be on a rope raised and lowered over the top of a high box or door.

Guide a Blind Man Transition. Divide children into pairs. One child pretends to be blind (encourage him to close his eyes) and the other child leads him to the new activity area. Pretend to walk through mud, high grass, and sand, over bridges, etc. During the next transition time, change the child who is pretending to be blind.

Snack Suggestion. Serve slices of fresh fruit (strawberries, bananas, apples) along with a heaping tablespoon of whipped cream. As the children dip their fruit into the whipped cream, tell them to pretend the whipped cream represents the bright light from heaven and that Paul represents the fruit. Lick the cream off the fruit so that "Paul" can see again. "How long did Paul go without being able to see?" (Three days.)

Bible Adventure Review Booklet (2.ACT08ECGF8 and 2.ACT08ECGF9).

Copy and fold the GF8 and GF9 pages in fourths. Place the GF9 page inside the folded GF8 page and staple them together to make a booklet for the children to take home. As you talk with the children about what is happening on the pages, let the children glue yellow yarn on the lines of light on pages one and three. Give them two or three star stickers to stick on the sky on page seven.

Bible Adventure Role Play Review (2.ACT08ECGF8 and 2.ACT08ECGF9).

Cut the GF8 and GF9 pictures apart and glue them on 5" x 7" recipe cards. Hand one picture to a team of children and their teacher. They can role play and act out that part of the story without words while the others guess what they are doing.

Paper Plate Saul (2.ACT08ECGF10 and 2.ACT08ECGF11). Use two seven-inch paper plates per child. Glue the face from GF10 onto the top paper plate (bottom side). Cut eye holes in the top plate. Glue yarn on this plate for hair. Glue or tape the eye strip to the top of a tongue depressor or popsicle stick. (A black strip of paper can be taped to the top of the set of eyes so the space is filled with black instead of empty when the eyes move out of place.) Glue a GF11 picture on the back paper plate and talk about what is happening in the picture. Put the stick between the plates with the eyes in place. Staple or tape the plates together around the edge. Use this paper plate Saul to retell the Bible Adventure. Write or glue the words "God changed Saul" on the end of the depressor. Let the children tell how Saul could see (show eyes) and then was blinded (slide eyes down so they can't see). After Ananias put his hands on Saul, he could see again (show eyes). For fun, let the children move their Saul puppets' eyes up and down, left and right. Sing a song from the Song section as the children move their Saul puppets' eyes.

Basket Rescue Project (2.ACT08ECGF12). Supplies: paper cup (no wax on outside), strips of construction paper 1" wide and 6" long, GF12 memory verse with picture, stapler, glue sticks, sequins, and crayons. Give each child a paper cup. Staple a strip of construction paper to each side of the cup to make a handle. Now each child has a "basket." Let the children decorate their baskets with colors and sequins. Take a wooden clothes pin and draw a face on the round top for Paul's face. Glue a piece of material around the pin, leaving the two "feet" showing at the bottom of the garment. As you are doing all of this, ask the children questions like, "Was Saul chosen for the important job of preaching the Good News about Jesus? Did some people get mad at Saul for preaching the Good News about Jesus? Did Saul escape from these angry people? Did he escape in a basket over the wall? Now you have a basket and Saul to tell the story to someone at home!" Give each child a GF12 picture and memory verse to put in his basket. Review the verse as the children work.

God Takes Care of Saul (2.ACT08ECGF13 and 2.ACT08ECGF14). Copy the GF13 page on card stock paper and punch two holes at the top of the Damascus wall. Give each child two large star stickers to put in the night sky. Copy the GF14 page and give each child a basket with Saul in it. Staple the basket to two 6-inch strings on both sides. Feed the strings through the holes on the GF13 page and tape them in the back. The children can raise and lower Saul's basket as they say or sing the "Acts 9:15 Memory Verse Song."

Stop, Wait, Start Game. With children running in place, call out, "Stop." The children must fall to the floor and wait for the next action command, followed by the word, "Start." Before starting on another action, the teacher and children will count slowly to three. "In our Bible Adventure today, we heard that Saul had to wait for three long days without being able to see anything and without eating or drinking anything." Continue this game with other actions like jumping jacks, skipping, windmill, swaying, hopping, back scratching, wiggling, etc. Each time, count slowly, "One-two-three!" before starting another action. Talk about times in life when we go and times when we stop and wait.

Blind Saul Game. Blindfold a child and place him between two children. (For young children, a blindfold is not recommended.) Let each of the two children take one of the blindfolded child's hands and lead him along a path to a place designated as Damascus. The path can be masking tape on the floor or a few obstacles that can be moved around and changed for the older children. Sing "Acts 9:15 Memory Verse Song" or "Scared Blind Saul" while the game is proceeding. (See Song section.) Be getting the next three children ready with another blindfold while the first three children are going to "Damascus." Review the story as the game continues. "Who was the man in our Bible Adventure who couldn't see? (*Saul.*) Why was Saul being led by his friends into Damascus? (*Saul's eyes were blinded by Jesus' bright light.*) For how many days was Saul blind? (*Three days.*) What did Saul do when he was blind for three days? (*Prayed.*) How did he see again? (*God sent Ananias to lay his hands on Saul.*)"

Follow the Leader Activity. Play "Follow the Leader" after the Bible Adventure. Pretend that you are angry like Saul and stomp your feet, cover your eyes as though blinded, cup your hands behind your ears and listen to Jesus, close your eyes and turn around three times (this represents the three days of blindness), smile and jump up and down for joy because you know that Jesus is alive, lower your body and walk on bended knee. (This represents being lowered in the basket and escaping to spread the Good News about Jesus.)

Sticker Tag. Use this game to review the story and memory verse. Each child receives five stickers. The children play tag, putting a sticker on the clothing of the children they tag. Once a sticker is on a child, he cannot remove it. Play this game for three to five minutes. As the children gather after the game and sit down in a circle, place three stickers on the clothing of any children who don't have any stickers. As you go around the circle, the children peel off one sticker and either tell something they remember about the Bible Adventure, answer an Aim Question, or recite the Acts 9:15 memory verse. Continue until all the stickers are gone.

Blindfold Relay Game. Divide the class of older children into two teams. Provide each team with a stocking cap for a blindfold. The first child is to blindfold the one in line behind him and guide that child to the other side of the room. The child wearing the cap removes the cap, returns to his line, and blindfolds the next child in line. Those two children repeat the process. The first team with only one player and one blindfold at the starting line wins!

Songs.

Acts 9:15 Memory Verse Song (tune: "Jesus Loves Me").

Go! This man is My chosen
Instrument to ca-a-rry
My name before the Gentiles.
A-acts chapter nine, fifteen.

Pride (tune: "Farmer in the Dell").

1. Pride gets us all puffed up, *(Puff up your chest.)*
Thinking we're so grand. *(Point to yourself with pride.)*
Thinking that we don't need God, *(Shake your head.)*
That we don't need His plan. *(Make an "x" with your forearms.)*
2. But Jesus said, "Repent *(Turn around in a circle.)*
Of your bad attitude." *(Frown and point to your mouth.)*
Open up your heart to Him; *(Point to your heart, then to heaven.)*
He'll make your heart like new. *(Draw a heart shape on your chest.)*

Scared Blind Saul (tune: "Three Blind Mice").

Poor, blind Saul
Poor, blind Saul
See how he falls.
See how he falls.
He saw the bright light on the road that one day.
He fell to the ground on his hands all the way.
He heard the Lord Jesus speak to him and say,
"Saul, oh, Saul! Go My way!"

Saul, Saul (tune: "Row, Row, Row Your Boat").

"Saul, Saul, do you know
That you're hurting Me?
Change your heart and change your ways;
Then you'll truly see."

He's Got the Whole World in His Hands. *Review of the story of Saul's conversion by adding new words to the familiar song. If you want to make this activity more action-oriented, you could have the children sing as they walk around the room or down the hallways "on the road to Damascus" like Saul. Be sure to use the hand motions to help the children get involved.*

1. He's got the whole world in His hands. *(Arms in circle; then open hands.)*
He's got the whole world in His hands.
He's got the whole world in His hands.
He's got the whole world in His hands.
2. He's got you and me, brother, in His hands. *(Point to various children.)*
He's got you and me, sister, in His hands.
He's got you and me, brother, in His hands.
He's got the whole world in His hands.
3. He's got Saul the persecutor, in His hands. *(Closed fist, then open hands.)*
4. He's got Saul the blind man, in His hands. *(Cover eyes, then open hands.)*
5. He's got Saul the believer, in His hands. *(Fold hands as though praying.)*
6. He's got Jeremy and Amy in His hands. *(Point to specific people.)*
He's got Tiffany and Michael in His hands.
He's got Karen and Joseph, in His hands.
He's got the whole world in His hands.



TOOK


Saul Doll (2.ACT08ECGF15). Before class, copy the GF15 page and fold it in half so that the cut around one doll will cut the other at the same time. Leave the arms of the dolls hooked at the side. Give a folded doll to each child and let him color both Sauls. Using the same GF15 pattern, cut 1/4" to 1/2" batting (like that used for quilts) about 3/4" smaller than the pattern. Place the batting between the folded dolls and glue or tape the sides together. You now have a "Saul doll." Let the children show the mad-faced, angry-hearted Saul when you talk about Saul trying to put Jesus' disciples in jail. When Jesus blinded Saul's eyes and talked to him on the road to Damascus, turn the doll to the other side. "Saul found out that Jesus was alive and wanted to live in Saul's heart. When Saul was filled with the Holy Spirit, he was glad and told other people about Jesus."

Popsicle Stick Puzzle (2.ACT08ECGF10). (This activity is for older children.) Each child receives six popsicle sticks. Lay the sticks flat on the table and place a piece of masking tape along each outside edge to hold the sticks together. Ask the children to draw a picture on the sticks with a marking pen. This picture tells something about today's Bible Adventure story. It could be a clean heart, the shape of a footprint to follow Jesus, a happy face, a stick person leading another person, praying hands, etc. (See the lower right corner of the GF10 page for a sample picture.) Once the tape is removed, the children have their own puzzle to take home in an envelope.

"Would You Rather" Discussion. One at a time, ask an older child to come up to you and pull a "Would You Rather" situation out of a bag. Examples of situations could be: walk or ride the school bus, eat peanut butter sandwich or a hamburger, play the piano or baseball, be surprised on your birthday or not, go to a friend's house or have the friend come to your house, ride a bike or jump rope, go to the park or to a lake. Let the child answer which he or she would rather do. End the discussion asking, "Would you rather be an enemy of Jesus like Saul was before Jesus' light blinded him on the road to Damascus or a follower like Saul became after he met Jesus?" Let several children answer this question.

Group Singing Review. Gather the children together by singing the words to the first two verses of "He's Got the Whole World in His Hands." By the time you get to the fourth verse, "He's got Saul the believer in His hands," the children will have gathered and will be enjoying the singing. "God had Saul in His hands, and He wanted Saul in His church family, too. God had an important job for Saul to do. God wants you, Jeremy, and you, Karen, to be in His church family, too. God has a job for each of us. Let's sing the last verse about how God has each of us in His hands."


Preschool Page for Parents (2.ACT08ECPPP). Send a page home with each child, encouraging parents to reinforce the Bible truths at home. Spend a few minutes before the children go home creatively reviewing the memory verse song.




Saul and his friends were walking towards Damascus to find disciples of Jesus to put in jail.



Saul was blinded by a bright light and heard a voice say, "Saul, why are you persecuting Me."




Saul's friends led Saul into the city of Damascus to wait for Jesus to tell him what to do.



Jesus told Ananias to go to Judas' house on Straight Street and heal Paul's blind eyes.



After Saul was healed, he told Jews in the synagogue what Jesus had said and done to him.




Angry men tried to kill Saul, so his friends lowered him over the city wall in a basket at night.



Barnabas told the apostles in Jerusalem how Saul's life had changed when he believed in Jesus.


7.

Angry men tried to kill Saul, so his friends lowered him over the city wall in a basket at night.




2.

Saul and his friends were walking to Damascus to find disciples of Jesus to put in jail.



Saul met Jesus on the road to Damascus.



Go! This man is My chosen instrument to carry My name before the Gentiles. Acts 9:15

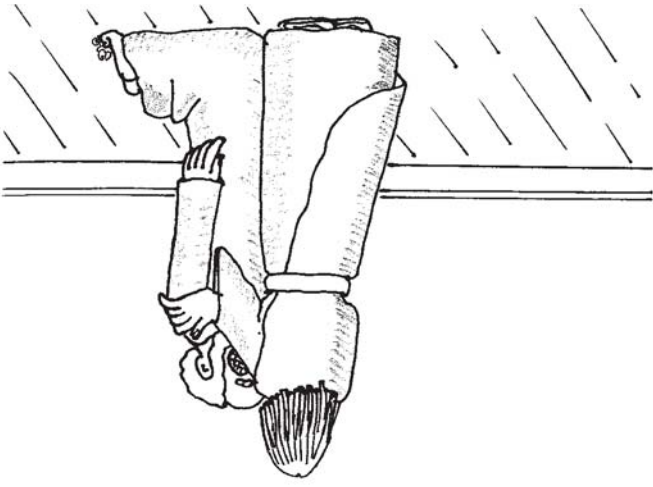
1.




Barnabas told the apostles in Jerusalem how Saul's life had changed since he believed in Jesus.

8.

5. Jesus told Ananias to go to Judas' house on Straight Street and heal Paul's blind eyes.

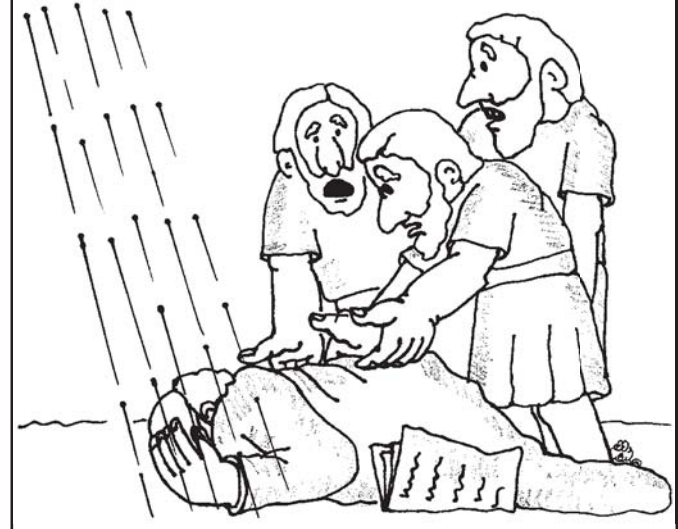


4. Saul's friends led Saul into the city of Damascus to wait for Jesus to tell him what to do.



6. After Saul was healed, he told Jews in the synagogue what Jesus had said and done to him.

6.

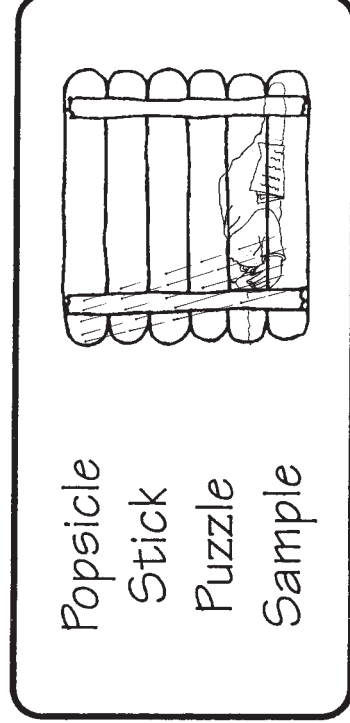
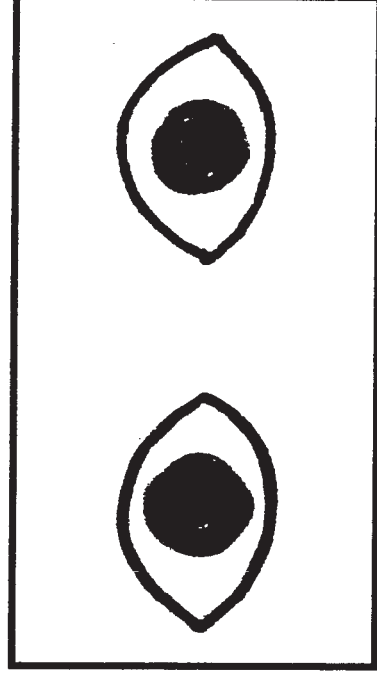
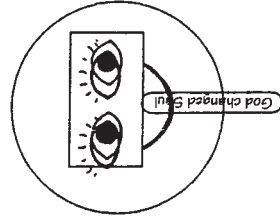
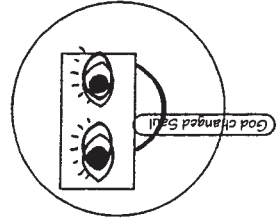
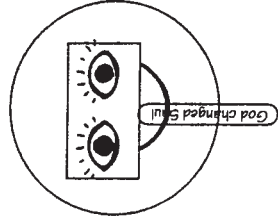
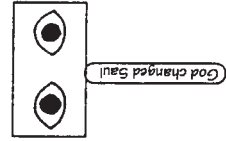
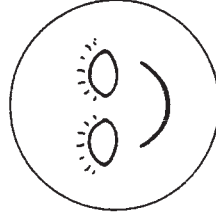
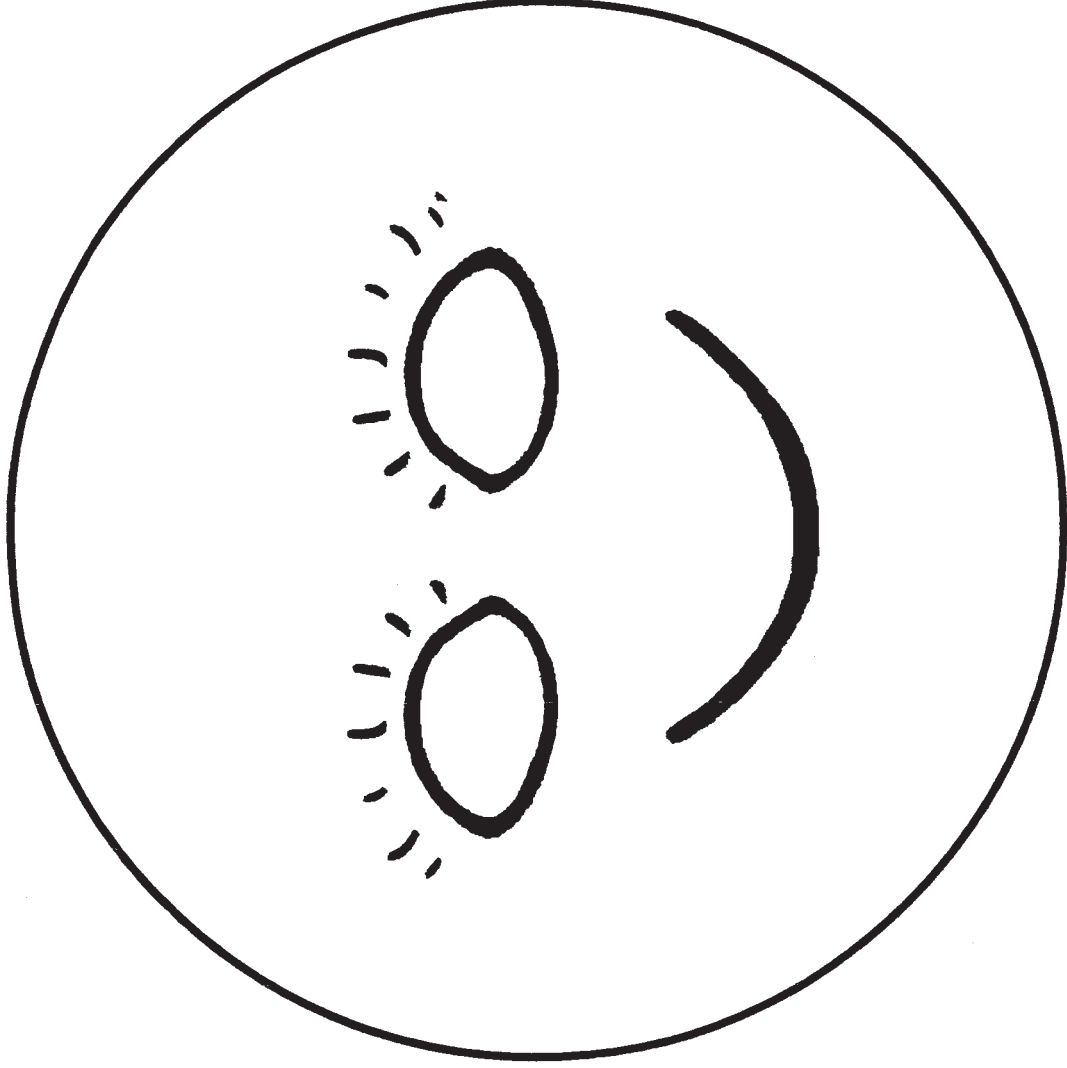


3. Saul was blinded by a bright light and heard a voice say, "Saul, Saul, why are you persecuting Me?"

3.

Paper Plate Saul

Use two 7-inch paper plates. Glue the face on this page onto the top paper plate. Cut out the two eyes. Glue yarn on this plate for hair. Staple the two plates together, leaving the bottom open so that the eye strip can be slid between the plates. Glue the eye strip to the top of a tongue depressor or popsicle stick. Write "God changed Saul" on the stick. Slide it between the plates until the eyes are seen through the holes. Staple the bottom of the plates together. Let the children tell how Saul could see (show eyes) and then was blinded (slide eyes).



Picture for Paper Plate Saul

Cut out this picture and glue it on the back paper plate of the GF10 Paper Plate Saul.









Saul was blinded by Jesus' bright light on the road to Damascus.




Saul was blinded by Jesus' bright light on the road to Damascus.



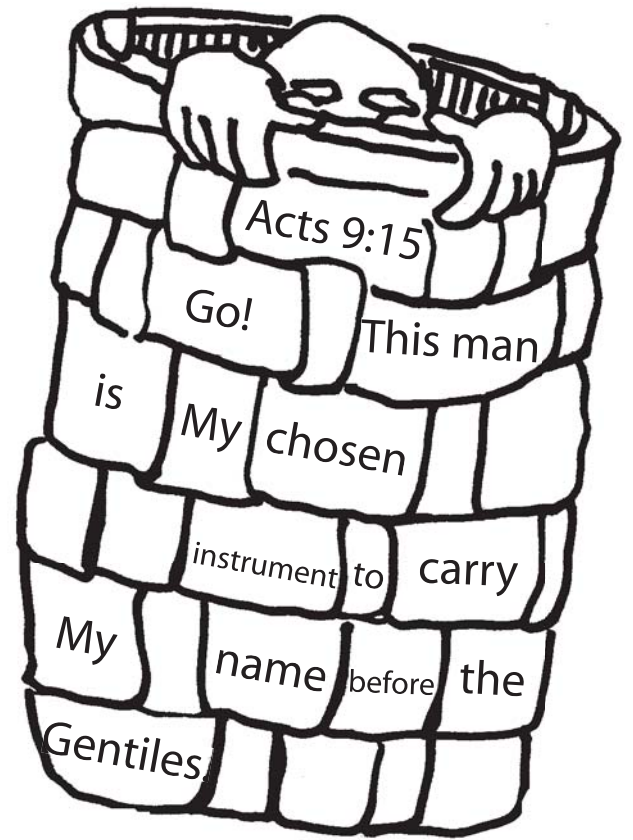
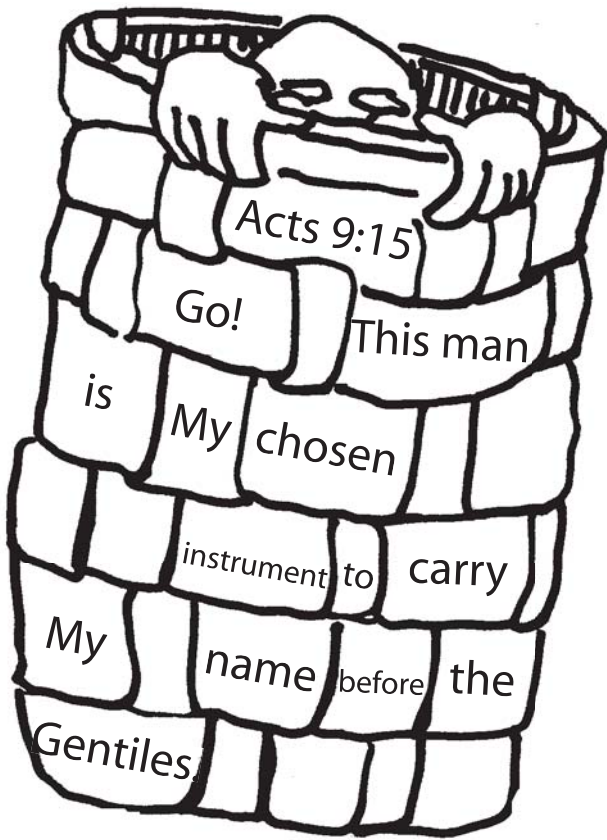

Basket Rescue Project Picture

Give each child a GF12 memory verse with picture to put inside his paper cup basket.

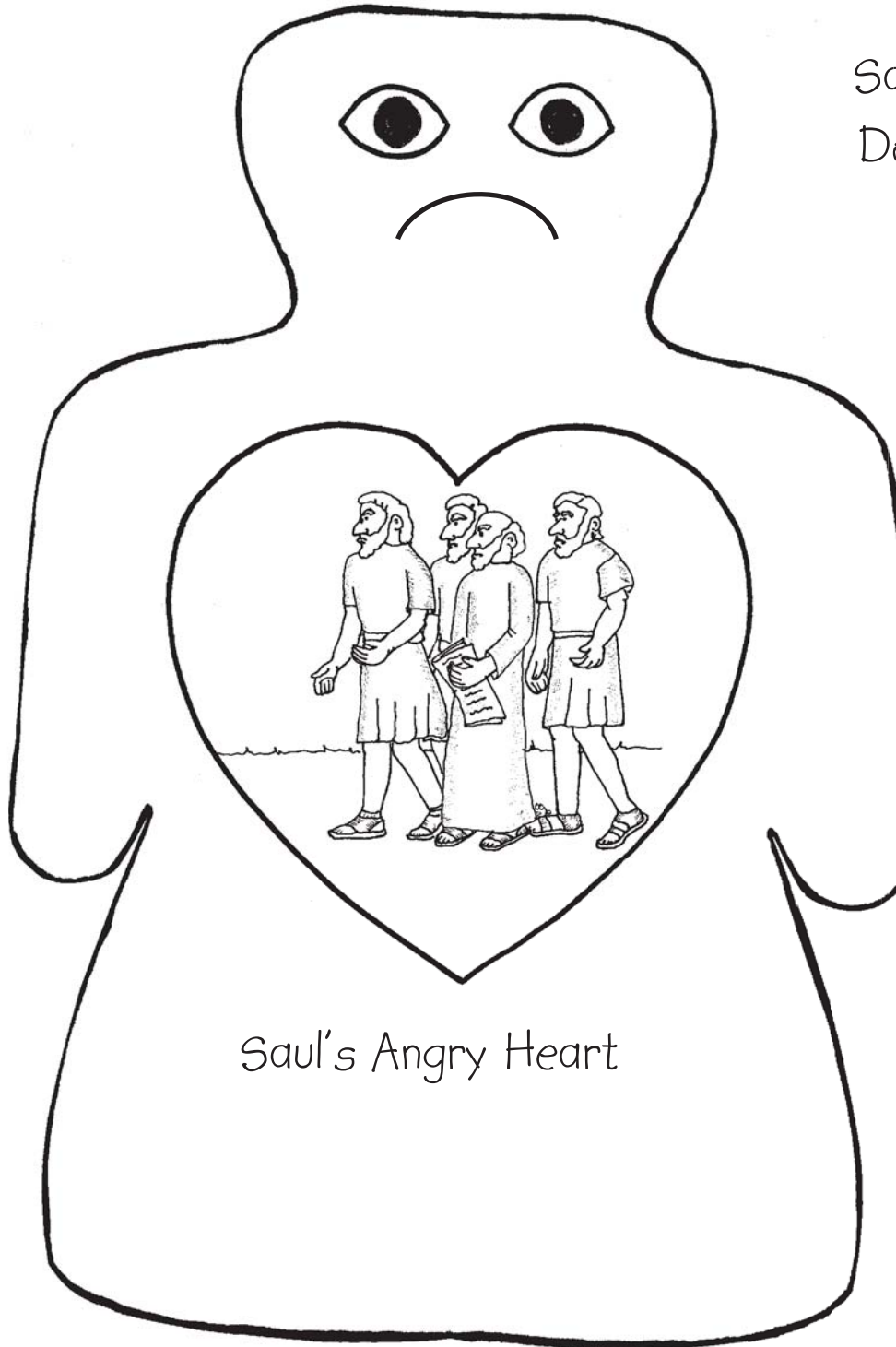





Angry men tried to kill Saul, so his friends lowered him over the city wall in a basket at night.



Saul
Doll



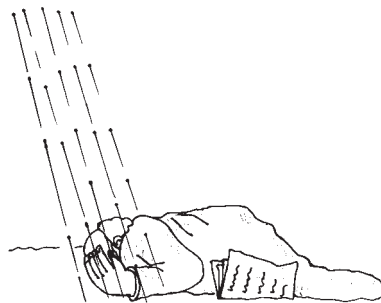
Saul's Angry Heart



Saul's Loving Heart

May 1, 2005

Acts Chapter 9:1-31--From Persecutor to Preacher of the Gospel



This is what I learned today!

Saul was a Pharisee who hated Jesus' disciples. He traveled to Damascus to arrest Christians, but while on the road, a bright light flashed around him, blinding his eyes. Jesus spoke to him, letting Saul know that He was alive. Saul's friends led him into Damascus where a man named Ananias came to see him after three days. Ananias put his hands on Saul, and Saul was able to see again. Saul was baptized and immediately began telling people that Jesus was the holy Son of God. Some people believed, but others became angry, so Saul was forced to escape from Damascus in a basket his friends lowered over the city wall. In Jerusalem, Barnabas assured the apostles that Saul had seen Jesus and that God had chosen him to preach the Good News to the Gentiles.

Acts Memory Verse

But the Lord said to Ananias, "Go! This man is My chosen instrument to carry My name before the Gentiles and their kings." Acts 9:15


Saul's Conversion Role Play



The story of Saul's conversion lends itself to role play for young children. One family member pretends to be seething Saul who has an angry look on his face. Add dialogue, such as "Where are those Christians hiding? I'll find those Christians." Another family member shines a flashlight in his eyes as he strides toward Damascus. "Saul" falls to fall to the floor with blinded eyes. Saul is then led to a chair or couch as the whole family says, "Go! This man is My chosen instrument," or, "Go! I have chosen Saul to carry My name to the Gentiles." Vary the people playing the roles, the words, and the length of the role play depending on the ages of your children. Young children will love to play this "game" over and over.

Acts 9:15 Memory Verse Song "Jesus Loves Me"

Go! This man is My chosen
Instrument to ca-a-rry
My name before the Gentiles.
A-acts chapter nine, fifteen.



Saul was blinded by a bright light and heard a voice say, "Saul, why are you persecuting Me?"