

# ACTS CHAPTER 8

## The Spread of the Gospel by Persecution



**7** 2-Year-Olds - Kindergarten  
April 24, 2005  
2.ACT07EC

### SHOOK \_\_\_\_\_

MEMORY  
VERSE

All except the  
apostles were  
scattered  
throughout  
Judea and  
Samaria.

Acts 8:1  
NIV

**Teacher Tip.** Words are important to preschoolers as a way of telling you what they want. Words also help a child think and remember. Preschoolers are able to do more with words every day. Most can talk in short, simple sentences, say familiar nursery rhymes, talk about what they see in pictures, ask many questions, and answer some questions (even Aim Questions!), too. Early preschool age children still have lots to learn before they can talk clearly. In fact, children are usually about six years old before they can be easily understood. You can help preschoolers continue to practice talking by asking them questions, listening with interest, and adding to what they say. Be an encourager to their attempts at spoken communication.

**Traveling Around Judea Missionary Activity.** Place a big world map on the floor and give children Bible stickers to place on the map in different locations. Talk about sharing the Good News about Jesus all over the world starting from Jerusalem. Use small cars to drive from one place (sticker) to another. You may want to place the Bible stickers and pictures of our missionaries on the appropriate countries. Then you can pretend that your car is a boat when it is on the ocean water.

**Persecution of Stephen (Last week's 2.ACT06ECGF6).** Give each child a GF6 picture and fabric pieces. The children can color their pictures and then glue fabric pieces over the coats lying at Saul's feet. The religious leaders were mad at Stephen because he boldly told them they had refused the Holy Spirit of God. They ran at him, cast him out of the city, and then stoned him. The men laid their coats at the feet of a young man named Saul. Use the word "persecution" as you talk about what was happening to Stephen. Saul continued to persecute (hurt) Christians, as we will hear about in this week's lesson.

**Persecution of Christians Craft Page (2.ACT07ECGF8 and 2.ACT07ECGF9).** Copy the GF8 and GF9 pages on cardstock paper. Cut out the GF9 picture of Saul dragging a Christian. With an Exacto knife, cut a slit along the lower door of the GF8 page so that the Christian can be inside the door and then pulled out. Use the word persecution as each child has his Saul drag the Christian out of the house. Use sound effects (crying, moaning, angry words) as Saul persecutes the Christian. Sing "A Deacon's in the Jail" as the children drag the person out of the house. (See the Song section.)

**Good News Frisbee (2.ACT07ECGF10).** Make a frisbee out of a paper plate. Glue the GF10 picture and words, "Jesus Loves You," on the plate. Have the children color and decorate the frisbee with marking pens and stickers. Allow them to practice tossing it back and forth to a partner in one area of the classroom. They are now pretending to share the Good News by saying, "Jesus loves you, \_\_\_\_." What is the best way to throw the frisbee? Who can catch the thrown frisbee? What is the best way to share the Good News about Jesus? (Speak to others about Jesus.)

**Play Dough Hearts.** Provide dark and light play dough today along with heart-shaped cookie cutters. Talk about the bad attitudes that go with a heart that is dirty with sin. Talk about good attitudes, repentance, and a clean heart. If you don't have dark play dough, you can teach about attitudes by drawing a mad or sad face with a plastic knife on a play dough heart. "When I tell Jesus I am wrong, He forgives me and gives me a clean heart." Press the mad face out of the play dough heart and draw a happy face on it. You can do the same thing with hands. Impress your hand in a large heart shape and talk about how when our hearts belong to Jesus and are clean, He uses our hands to help people.

**Travel Collage.** Supplies: card stock paper or paper plates, several magazine pictures of travel items (food, suitcases, bags, ice chests, hiking boots, camping stuff, clothes, etc.), glue sticks. Tell the children that today we are going to learn about Deacon Philip and how he left Jerusalem and went to Samaria. "If you were going to go to Samaria with Deacon Philip, what would you take with you?" Have the children pick out pictures of things they would take with them and make a collage on their piece of card stock paper or paper plate. Continue repeating the question, "If you were going to travel to Samaria with Deacon Philip, what things would you take with you? Why?"

**Painting Hand Prints.** Materials: Large white construction paper, washable tempura paint (various colors), old shirts or paint aprons to cover the children's clothing (ask the Children's Department), styrofoam meat trays or pie tins for paint, soap and water with towels. Draw a thick black line across the bottom of the large white paper, about two inches up. Place the paint in the trays or pie tins. Have the children place their hands flat into the paint and then make hand prints on their papers above the black line. Try to discourage them from spreading or smearing the hand prints. Write the child's name at the bottom of the paper under the black line in this way: (MEGAN'S) HANDS BELONG TO JESUS! Talk about how Philip laid his hands on people and they got well. It wasn't his hands that made people well. God was using Philip because his heart belonged to Jesus. When our hearts love Jesus, our hands belong to Him, too.

**Simon the Magician.** Have one of the classroom leaders perform a sleight of hand trick for the children. A ping pong ball under one of three empty cottage cheese cartons could also be used to baffle the watchers. Have the children guess which container holds the ball after craftily moving them around each other on the table. "In today's Bible Adventure, we will hear about a man named Simon who could perform magic tricks. The people were amazed by what he could do. After Deacon Philip came to town to preach and heal people, they turned away from Simon the magician and followed Christ. Simon followed Philip to see the miracles Philip performed with God's power. Simon even asked to buy some of God's power so he could do what Philip was able to do."

**Walk to Samaria (2.ACT07ECGF11).** Supplies: cutout of deacon Philip, crayons, tape, wall map of Acts territory. Give each child a cutout of Deacon Philip to color. While the children are coloring, review what a deacon is and who Deacon Stephen was from last week. What happened to Deacon Stephen? Show last week's 2.ACT07ECGF6 picture. Have the children take their Stephen pictures to the wall map and "walk" their Deacon Philip from Jerusalem to Samaria. (They will need help doing this.) The older children can also be told that Philip traveled the wilderness road that runs south from Jerusalem to Gaza. Thereafter, he preached along the coastal plain from Azotus to Caesarea. As Philip travels, tell the children, "This is Deacon Philip. Today, we are going to learn what happened to Deacon Philip in Samaria. Deacon Philip is leaving Jerusalem and going to Samaria." After repeating this a few times, tape their Deacon Philips to the map on Samaria.



### ***Presentation Ideas***

**Pictures 2.ACT06ECGF1 - 2. ACT06ECGF7.** Color the pictures and glue them onto colored construction paper. Show these pictures as you tell the Bible Adventure. Save the pictures for review in the next lesson.

**Prop.** Bring in a suitcase and tell the children that many of Jesus' disciples had to pack their bags for traveling because of the persecution in Jerusalem. "They didn't have suitcases like this one, but for the rest of the study of Acts, we will use this suitcase as a visual aid to show us where the missionary disciples will be going." You may want to tape a large map to the side of the suitcase and any pictures you might want on it for a creative way of reviewing Acts. Leave any visual aids in the suitcase to use as review from week to week.

**Map.** Tack a picture of Deacon Philip on the large map near Samaria.

**Bookmarks in the Bible.** Put two markers in your Bible, one in the Old Testament book of Isaiah and one in the New Testament book of Acts. When you come to the part about the Ethiopian official, explain that he only had the Old Testament because the New Testament had not been written down yet. In our Bibles, we have the Old and New Testament words from God.

### ***Bible Adventure for 2s & 3s***

**(Show the 2.ACT07ECGF1 picture.)** There was a young Pharisee named Saul who hated Christians because they preached about Jesus being the Savior. In Jerusalem, Saul went from house to house, dragging Christians from their homes and sending them to jail. He wanted to put a stop to the church of Jesus.

**(Show the 2.ACT07ECGF2 picture.)** Also in Jerusalem, was a deacon named Philip. Deacon Philip loved Jesus and was full of the Holy Spirit. He knew that if he kept preaching about Jesus in Jerusalem, Saul would put him in jail, so Philip moved north to the land of Samaria.

In Samaria, Philip healed people and preached the Good News about Jesus. People were amazed when Philip healed sick people.

**(Show the 2.ACT07ECGF3 picture.)** There was a man named Simon who lived in Samaria. Simon thought he was great and powerful. *(Raise your arms and make big muscles like a weight lifter.)*

When Simon saw all the miracles Philip was doing, he followed him around wherever he went. Simon knew that the power Philip had *(Raise your arms toward heaven.)* was bigger than his little power. *(Flex your muscles.)*

**(Show the 2.ACT07ECGF4 picture.)** The apostles, Peter and John, traveled to Samaria where Philip was preaching. Peter and John laid their hands on the Samaritans who believed in Jesus, and the Holy Spirit came to them just as He had come to the first believers in Jerusalem.

**(Show the 2.ACT07ECGF5 picture.)** When Simon saw how Peter and John brought the Holy Spirit to the people in Samaria, he said to Peter, "I will pay you money if you will give me God's power like you have."

Peter said to Simon, "You can't buy God's power with money. The Holy Spirit is a gift from God! The Holy Spirit is free, and He comes to you when your heart belongs to Jesus. *(Wag your index finger.)* Simon, your heart is full of greedy sin." Simon wanted God's power, but he was too proud to do things God's way.

**(Show the 2.ACT07ECGF6 picture.)** One day, an angel of the Lord said to Philip, "Go walk on the desert road that leads to the town of Gaza." *(Show on the map.)* Philip obeyed because he loved God and wanted to share the Good News everywhere. While Philip was walking along the road, he saw a man riding in a chariot. The man was an Ethiopian official who was reading out loud from the Bible book of Isaiah.

The Ethiopian did not understand what he was reading, so Philip climbed up into the chariot and explained the words that the prophet Isaiah had written about Jesus. The Ethiopian said, "I understand, and I believe in Jesus. May I be baptized in the water?"

**(Show the 2.ACT07ECGF7 picture.)** Philip took the Ethiopian down into the water and baptized him. The Ethiopian official knew that God had sent Philip to help him understand what the Bible said about Jesus. The Ethiopian's heart rejoiced all the way back home. He couldn't wait to tell everyone in his home land about Jesus.

**Prayer.** Dear God, thank You for Philip who preached the Good News to the people of Samaria and to the Ethiopian official. You are more powerful than anyone or anything. In Jesus' name, Amen.

---

#### ***Aim Questions for 2s & 3s***

- 1. Who was going from house to house in Jerusalem, sending Christians to jail?** *(Saul.)*
- 2. Who left Jerusalem to spread the Good News in Samaria?** *(Philip.)*
- 3. Who explained the Scriptures from the Bible book of Isaiah about Jesus to the Ethiopian?** *(Philip.)*

---

#### ***Bible Adventure for 4s & 5s***

**(Show last week's 2.ACT06ECGF6 picture of Saul watching Stephen being stoned.)** Last week, we heard that brave Deacon Stephen was killed with stones at Jerusalem because he loved Jesus. *(Make a sad face and a sad voice.)* It was a sad time of persecution for the church families in Jerusalem.

**(Show the 2.ACT07ECGF1 picture.)** The young Pharisee named Saul hated Christians because they preached about Jesus being the Savior. Saul found out where Christians lived and went from house to house, dragging men and women to jail. Saul persecuted the church of Jesus.

**(Show the 2.ACT07ECGF2 picture.)** In Jerusalem, there was a deacon named Philip. Deacon Philip loved Jesus and was full of the Holy Spirit. Philip

knew that if he kept preaching about Jesus in Jerusalem, Saul would put him in jail, so Philip moved north to the region of Samaria.

In Samaria, Philip healed people and preached the Good News about Jesus. People were amazed when Philip healed sick people. Many Samaritan people said to Philip, "I believe what you say about Jesus because I see the great power that He gives you. I believe that Jesus is the Savior. I want to be baptized, too."

**(Show the 2.ACT07ECGF3 picture.)** There was a man named Simon who lived in Samaria. Simon was a sorcerer who thought he was great and powerful. *(Raise your arms and make big muscles like a weight lifter.)* Simon boasted about himself, and people around Samaria thought he was like a god. Simon liked having people say he was a god.

When Simon saw all the miracles Philip was doing, he followed him around wherever he went. Simon knew that the power Philip had *(Raise your arms toward heaven.)* was bigger than his little power. *(Flex your muscles.)*

**(Show the 2.ACT07ECGF4 picture.)** The apostles in Jerusalem heard about all the people in Samaria who were believing in Jesus. Peter and John walked up to Samaria where Philip was preaching. They wanted to make sure that the Samaritan people received the gift of the Holy Spirit. Peter and John laid their hands on the Samaritans who believed in Jesus, and the Holy Spirit came to them just as He had come to the first believers in Jerusalem.

**(Show the 2.ACT07ECGF5 picture.)** When Simon saw how Peter and John brought the Holy Spirit to people, he said to Peter, "I will pay you money if you will give me God's power like you have."

Peter said to Simon, "You can't buy God's power with money. The Holy Spirit is a gift from God! The Holy Spirit is free, and He comes to you when your heart belongs to Jesus. *(Wag your index finger.)* Simon, your heart is full of greedy sin. You want people to think that you are as powerful as God, but you need to repent and ask Jesus to forgive you."

Simon wanted God's power, but he was too proud to do things God's way. Peter knew that Simon's heart was not right. Simon wanted to boast about how great he was *(puff up your chest)* rather than boasting about how great God was.

*(Point to the large wall map.)* When Peter and John finished their preaching in Samaria, they went back to their homes in Jerusalem. They were glad that there was a church in Samaria who loved Jesus and had received the gift of the Holy Spirit. The Good News was traveling north of Jerusalem from town to town. *(Point to the map.)*

An angel of the Lord said to Philip, "Go walk on the desert road that leads to the town of Gaza." *(Show on the map.)* Philip obeyed because he loved God and wanted to share the Good News everywhere.

**(Show the 2.ACT07ECGF6 picture.)** While Philip was walking along the road to Gaza, he saw a man riding in a chariot. The man was an important official from Ethiopia, the queen's treasurer, who had been to Jerusalem to worship God.

The Holy Spirit said to Philip, "Go over by that chariot and stay near it." Philip couldn't see the Holy Spirit, but he knew what God wanted him to do.

While Philip was walking alongside the chariot, he heard the Ethiopian official reading out loud from the Bible book of Isaiah.

Philip said to the Ethiopian, "Do you know what those words mean?"

The Ethiopian said, "No, I don't know. Can you tell me what they mean?"

Philip climbed up into the chariot and explained the words that the prophet Isaiah had written about Jesus. Philip told the Ethiopian all about Jesus. The Ethiopian said, "I understand, and I believe in Jesus. May I be baptized in the water?"

**(Show the 2.ACT07ECGF7 picture.)** Philip took the Ethiopian down into the water and lowered his head under the water, baptizing him. When they came up out of the water, Philip disappeared. The Spirit of God suddenly took Philip away. The Ethiopian official knew that God had sent Philip to help him understand what the Bible said about Jesus. The Ethiopian's heart rejoiced all the way back home. He couldn't wait to tell everyone about Jesus.

The Good News went north to Samaria and west to Ethiopia. I'm glad that the Good News of Jesus was spreading to more people.

**Prayer.** Dear God, thank You for Philip who preached the Good News to the north of Jerusalem in Samaria and to the west of Jerusalem near Gaza. You are more powerful than anyone or anything. In Jesus' name, Amen.

---

***Aim Questions for 4s & 5s***

- 1. What happened to Philip when Saul started dragging Christians to jail in Jerusalem?** (He went to Samaria to preach about Jesus and to heal people.)
  - 2. Who wanted to pay money to get God's power?** (Simon the sorcerer.)
  - 3. What did Peter tell Simon the sorcerer?** (To repent and ask God to forgive his sin. God's power was a gift and could not be bought with money.)
  - 4. Why did the angel tell Philip to walk on the road toward Gaza?** (There was an Ethiopian man who needed to hear about Jesus.)
- 



**Aim Questions.** Set up a short obstacle course for each child to go through to get an Aim Question to answer. Place the question at the end of the course. He will be like Deacon Philip traveling to another area to tell people about Jesus.

**Transition Idea.** Have the children swing both arms in big circles at their sides to represent the wheels on the Ethiopian's chariot as they move to another room or to another area of the room.

**Heart Cookies Snack Idea.** Give each child two cookies. One can be decorated to look like Simon's sad, unrepentant, dark heart and the other can be decorated to look like Philip's happy heart. Use frosting tubes to make happy and sad faces on the hearts. The children can eat the sad heart and take the happy heart home to give to someone. They can share the Good News about how Jesus gives us a happy heart when He cleans out the sin.

**Cheese and Crackers Snack.** Give each child a large round cracker and a similar size circle of American cheese. Give the children four or five straight pretzels to make spokes on top of the cheese. Finish by putting an olive in the center of the newly formed wheel. "What kind of transportation could you use to travel across our country? (Car, plane, train.) If you lived in Bible times and wanted to travel, what kinds of transportation could you choose from? (Walking, donkey, horse, chariot.) A few people in Bible times drove chariots. Today we're going to make chariot wheels we can eat." As the children make and eat their snacks, ask them some more questions. "What do you think Philip told the Ethiopian? (About God sending Jesus; about Jesus' death; how wonderful Jesus was.) What would you tell someone who wanted to know about Jesus? (Jesus loves them; that Jesus can be their Savior and friend.)"

**Teacher Role Play (2.ACT07ECGF2 and 2.ACT07ECGF12).** Ask two teachers to role-play Simon and Philip. Ask the children to decide who is Simon and who is Philip. Simon would be offering money to Philip with his nose in the air and his chest puffed out. Philip would be calmly carrying his Bible and talking to people. Simon could be watching Philip with a greedy look on his face. Philip could be laying his hands on someone, saying, "Jesus has power to make you well." After this activity, let the children color the GF2 page, talking about the Aim Questions as they work. Let them draw other people on the page who might have been coming to Jesus to be healed or glue the GF12 mother and children on the page.

**Story Review Craft (2.ACT07ECGF13).** Supplies: GF13 pictures of Simon and Deacon Philip and Bible, glue stick, one half sheet card stock paper or a paper plate, craft stick, tape. Before class, glue or tape the craft stick to the back of the paper plate or piece of card stock paper (one for each child). Have the children color their GF13 pictures and glue one on each side of the plate or paper. The children can then decorate their plates and the sticks. As you are doing all this, say things like, "Some people followed the sorcerer named Simon. (Show them the side with the picture of Simon.) But then Deacon Philip told the Samaritans about Jesus, and they followed Jesus. (Flip your plate/paper over to the Deacon Philip side.) Deacon Philip had great power from God, not little power like Simon. Simon wanted everyone to think that he was as powerful as God. (Flip your plate/paper over to the Simon side.) The Samaritans followed Deacon Philip when he gave them God's true words. (Flip your plate/paper over to the Deacon Philip side.) We want to follow the truth, too. We find the truth in our Bibles." With each statement, flip your paper plate to the corresponding side depending on what you are saying. Keep doing this throughout the whole activity. This will help the children understand the difference between God's big power and a person's desire for the wrong kind of power. It would be helpful to have your craft example done before class. That way you can be using it the whole time the children are making theirs.

**God's Power Over Persecution (2.ACT07ECGF14, 2.ACT07ECGF15 and 2.ACT07ECGF16).** Copy a GF14 and GF15 page for each child and fold them in fourths. Tuck the folded GF15 page inside the folded GF14 page to make a booklet. Staple them together on the folded side. As the children look at their booklets and color any pictures they want, talk about what is happening in the pictures. Give each child a small star sticker to stick on Simon (pages 3 and 5) and a penny to tape on Simon's money bag on page 5. If desired, let the children glue a "tongue of fire" on the front cover and on the GF4 page. Tell the children that the Holy Spirit came on the believers in Samaria in a similar way as He came to the apostles at Pentecost in Jerusalem. God was showing that He loved the Gentiles of Samaria in the same way He loved the Jews in Jerusalem.

**Ethiopian Chariot Tag.** Ask for one volunteer to be Philip. Say, "The Bible tells us about a man named Philip who ran after a man in his chariot to tell him about Jesus. Today (child's name) will be Philip. The rest of you will get down on your hands and knees and crawl around the room on all fours like chariots. When Philip tags you, sit down and wait until all of the other chariots have been tagged. We'll choose a new Philip and play several times." The older children may be timed to see if they can tag all the chariots before the time limit is up.

**Jail Game.** Play a variation of “Duck, Duck, Goose” by saying, “Christian, Christian, Jail.” The person who doesn’t get back around the circle to his spot in time is taken to “jail.” Before long, all the Christians will be in jail in an area of the room designated as the jail in Jerusalem.

**Relay Game.** Divide the class into two teams, the “Bad Attitude Simons” and the “Deacon Philips.” One of the “Simons” carries a money bag across the room to where a teacher is seated with a pan of coins. The Simon puts a coin in the bag and returns it for the next person to carry. One of the “Philips” carries a Bible to the teacher across the room and says, “Jesus loves you.” He returns to hand the Bible to the next one in line. The first team finished wins.

**Bible Adventure Review.** Play “Freeze” as the children act out to music the following segments of the Bible Adventure. Freeze in position for each part, stop and laugh, and then continue to the next segment.

1. Saul knocks on doors, hunting for Christians.
2. People hide and leave Jerusalem so they won’t be found by Saul.
3. Deacon Philip prays, reads a Bible scroll, and heals people.
4. Boasting, proud Simon listens to Philip and follows him (nose in air, thumbs under armpits, pushing out chest, hands behind ears).
5. Peter and John travel to Samaria and pray for the Holy Spirit to come upon Gentile believers.
6. Simon offers to pay money for more power like Philip.
7. Peter scolds Simon.
8. Peter and John return home.
9. Philip walks toward Gaza and climbs into a chariot.
10. Philip explains about Jesus to the Ethiopian and baptizes him in the water.

**Philip’s Journey Review Game (2.ACT07ECGF17 and 2.ACT07ECGF18).** Give each child a GF17 Game Path and a GF18 strip of matching people. Encourage the children to color Philip’s clothes the same color in all of the pictures so that he can be easily identified. Cut the GF18 people apart and let the children match the figures to the figures on the GF17 page. Let the children glue them on the page. Talk about what is happening in the pictures. To make a board game out of this activity for older children, give each child a GF11 Philip game man with which to play the game (Shrink the size of the page when it is copied.). Every two children get a GF17 game board. Follow the sequence of the story with the pictures on the GF17 game board. The partners take turns moving ahead the number of spaces shown on a die. A child gets to move forward two extra spaces if he lands on a space with a picture.

**Attitudes Discussion.** Ask children to show you with their happy or sad faces whether the things you talk about are good, happy attitudes or sad, bad attitudes. Discuss the following, any others that come to mind, or ones that the children share with you: talk back to your mom when asked to clean your room, take a toy from a friend’s house, want more toys or playthings, clean your room before asked, complain when someone gets something that you want, tell your friend you are sorry you hurt him, refuse to tell your neighbor that you are sorry when you were asked, stomp out of the house when you don’t get your way, help your neighbor who can’t walk, take money you saw in your friend’s room, help your dad clean the garage, come home when you are asked to, tell the truth all the time. Tell the children, “Jesus can give me a good, clean attitude if I repent and tell him my sinful attitude is wrong.”

## Songs.

### **Acts 8:1b Memory Verse Song (tune: "Ho-Ho-Ho-Hosanna").**

All except the apostles were  
Scattered throughout Judea  
And Samaria. Acts 8:1.  
Persecution!

### **A Deacon's in the Jail (tune: "Farmer in the Dell").**

A deacon's in the jail! The deacon's in the jail!  
Oh, no! It can't be so! *(Hold your head with both hands and shake slowly back and forth.)*  
A deacon's in the jail!  
*(Add names in place of deacon, such as Philip and Stephen. If you play the Jail Game, you could sing this song, inserting the child's name who was being taken to jail.)*

### **Share Good News (tune: "Wheels on the Bus").**

Sing and act out the "Wheels on a Bus" song, adding the new verses:

1. The wheels on the bus go round and round,  
Round and round, round and round.  
The wheels on the bus go round and round,  
All through the town.
2. Drive around and share the Good News,  
Share the Good News, share the Good News.  
Drive around and share the Good News—  
Jesus loves you, too.
3. Philip went walking all around,  
All around, all around.  
Philip went walking all around  
To share the Good News.
4. Have a good attitude everyday,  
Everyday, everyday.  
Have a good attitude everyday;  
Share the Good News.

### **Pride (tune: "Farmer in the Dell").**

1. Pride gets us all puffed up, *(Puff up your chest.)*  
Thinking we're so grand. *(Point to yourself with pride.)*  
Thinking that we don't need God, *(Shake your head.)*  
That we don't need His plan. *(Make an "x" with your forearms.)*
2. But Jesus said, "Repent *(Turn around in a circle.)*  
Of your bad attitude." *(Frown and point to your mouth.)*  
Open up your heart to Him; *(Point to your heart, then to heaven.)*  
He'll make your heart like new. *(Draw a heart shape on your chest.)*



## TOOK

---


**Neighborhood Coloring Page (2.ACT07ECGF19).** “Color the picture of the people in the street and building that need to hear the Good News about Jesus. Draw yourself, dressed in the colors you are wearing today, on the page taking the Good News to this neighborhood.” Let the children talk about who is in their neighborhood who might need to hear about Jesus. Sing “Share the Good News” and “Jesus Loves the Little Children” as the children work.

**Bold and Brave Megaphone (2.ACT07ECGF20).** Supplies: cardboard center from paper towels or toilet paper, one 2.ACT07ECGF20 “Be Bold” picture strip, glue sticks, crayons, sequins, and stickers. Give one cardboard roll and one “Be bold” strip to each child. Glue the picture strip onto the roll. As you are gluing, talk about how brave Deacon Philip was for preaching about Jesus. Then let the children decorate their cardboard rolls. If possible, use sequins and stickers as well as crayons. As the children are decorating, talk about how we want to be bold and brave just like Deacon Philip. We want to talk about Jesus just like Deacon Philip did. Sing “Share Good News” from the Song section.

**Pride Object Lesson.** Bring in a balloon and blow it up in front of the children. Ask them what's in the balloon. Lead them to the conclusion that the balloon is either empty or just full of “hot air.” Explain that when our hearts are like Simon's heart was in the Bible Adventure, we are like the balloon—empty. But, when we repent of our bad attitudes (pop the balloon here), Jesus will come and give us new hearts which are full of the power of the Holy Spirit, not empty like the balloon was. Sing the “Pride” song with the children, making sure to act out the motions, which will help them “track” with the song. (See Song section.)

**Ethiopian Flannel Face (2.ACT07ECGF6 and 2.ACT07ECGF21).** Materials needed: brown, black, blue, and red colors of flannel or felt, 11 1/2” x 7 1/2” envelopes, glue, GF21 head and facial features patterns. Cut heads from the brown color of felt. Cut facial features from other colors of felt. Print or put the words “(Child's name) learns from the Bible” at the bottom of each envelope. Print each child's name in the blank as you give the children the envelopes. Help the children glue the heads on their envelopes. Then let the children arrange the facial features on the face. Show the children how to store the facial features in their envelopes along with a GF6 picture of the Ethiopian reading Isaiah in the chariot. “The Ethiopian used Scripture from the book of Isaiah to learn about Jesus. Do we have the book of Isaiah to read from? If you aren't able to read yet, how else could you learn about the Bible? The Ethiopian asked Philip questions about what he was reading. Who can you ask when you have questions about what you learn in your Bible stories?”

**Preschool Page for Parents (2.ACT07ECPPP).** Send a page home with each child, encouraging parents to reinforce the Bible truths at home. Spend a few minutes before the children go home creatively reviewing the memory verse song.



Saul hated people who loved Jesus and went from house to house dragging Christians to jail.




Philip was a deacon who was filled with God's power to heal people in Jerusalem.




Simon the sorcerer lived in Samaria and wanted to have God's power like Philip.



Peter and John walked to Samaria to make sure the believers received the Holy Spirit.



Simon the sorcerer said to Peter and John, "I will give you money if you will give me God's power."




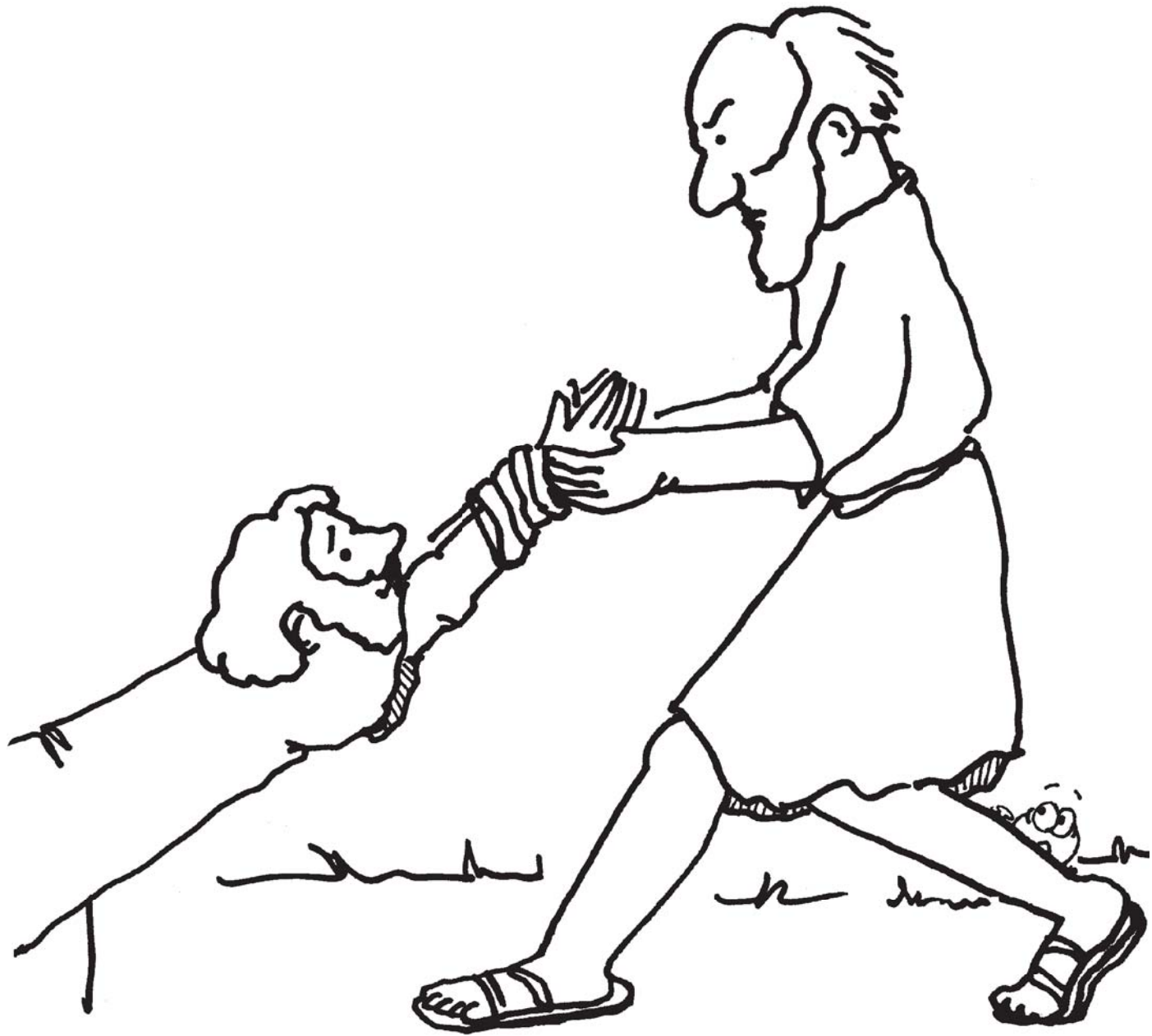
Philip explained to the Ethiopian what Isaiah said about the Messiah who would come.





The Ethiopian official believed in Jesus and was baptized by Philip.

Persecution














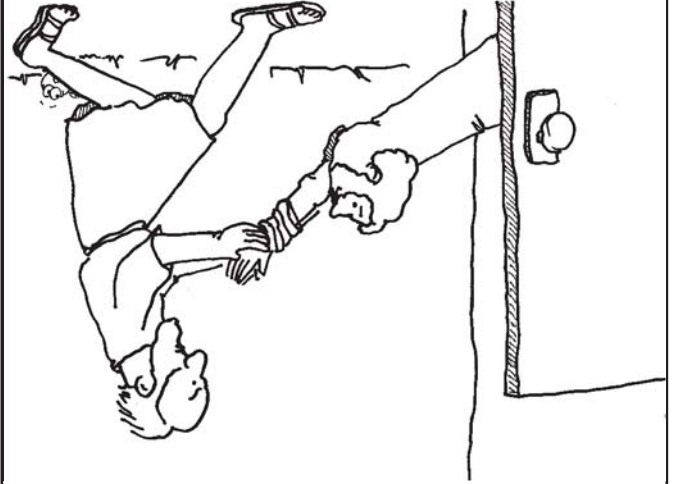
7.

The Ethiopian official believed in Jesus and was baptized by Philip.



2.

Saul persecuted people who loved Jesus and went from house to house dragging Christians to jail.



My  
Name

---

8.

## Acts Chapter 8

God's Power over Persecution



1.

5.

Simon said to Peter and John, "I will give you money if you will give me God's power."



4.

Peter and John walked to Samaria to make sure the believers had received the Holy Spirit.



Philip explained to the Ethiopian official what Isaiah had written about Jesus.


6.



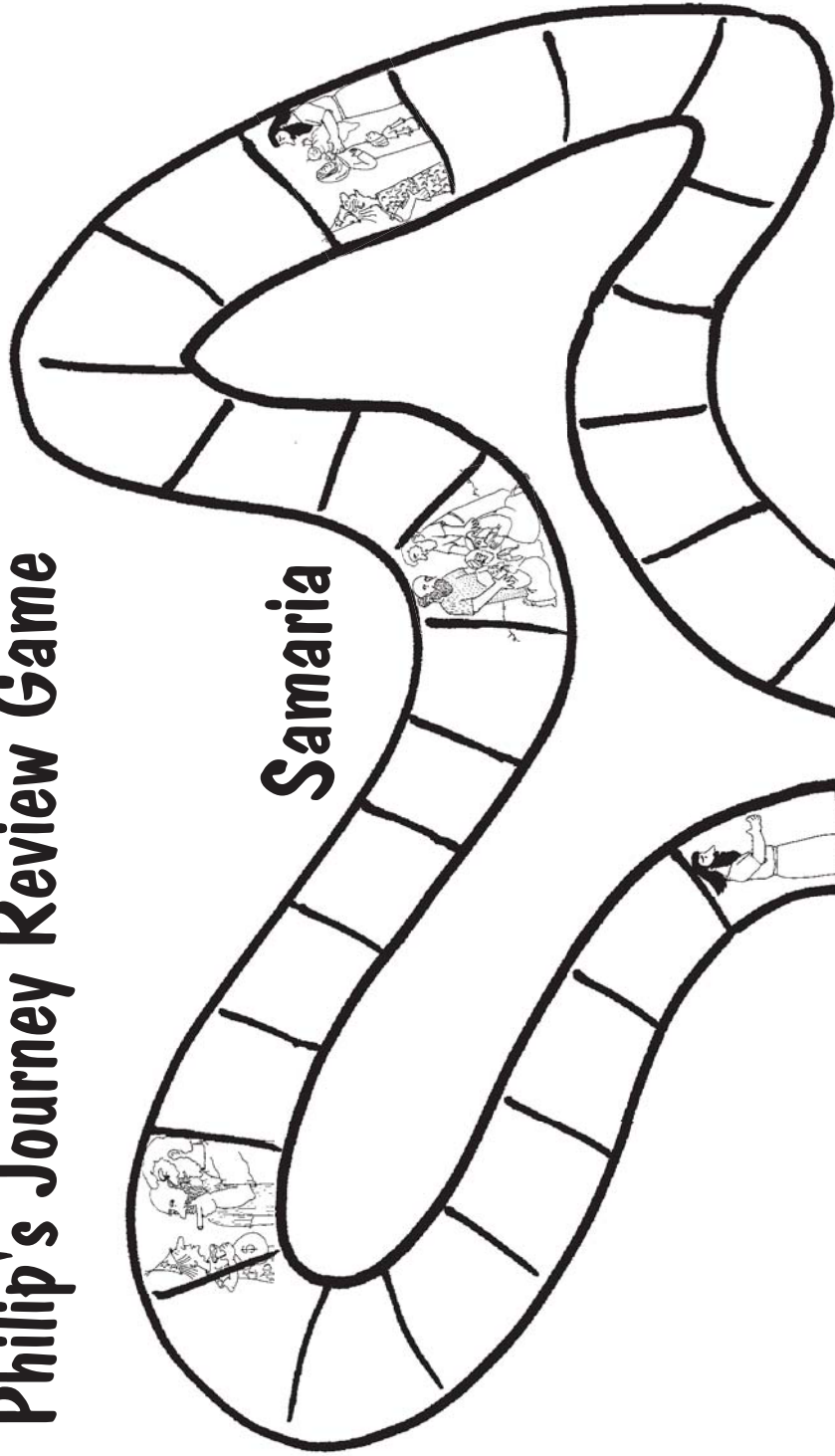
Simon the sorcerer lived in Samaria and wanted to have God's power like Philip.

3.

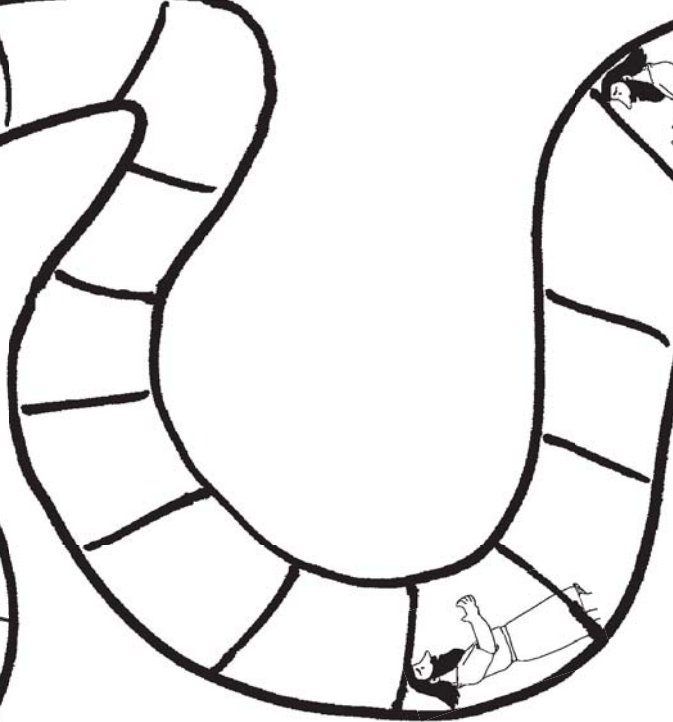
Tongues of Fire at Pentecost



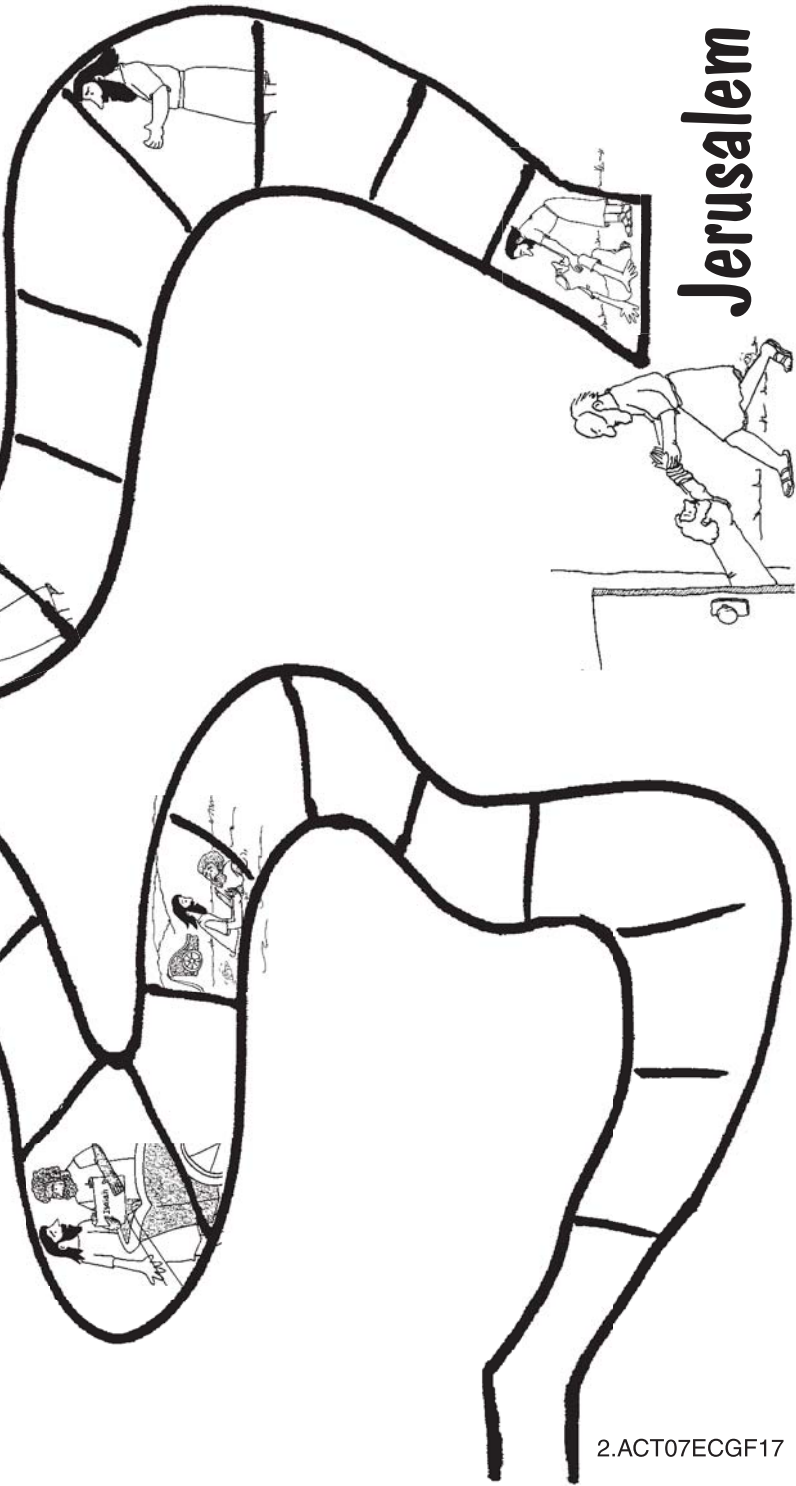
# Philip's Journey Review Game




Samaria

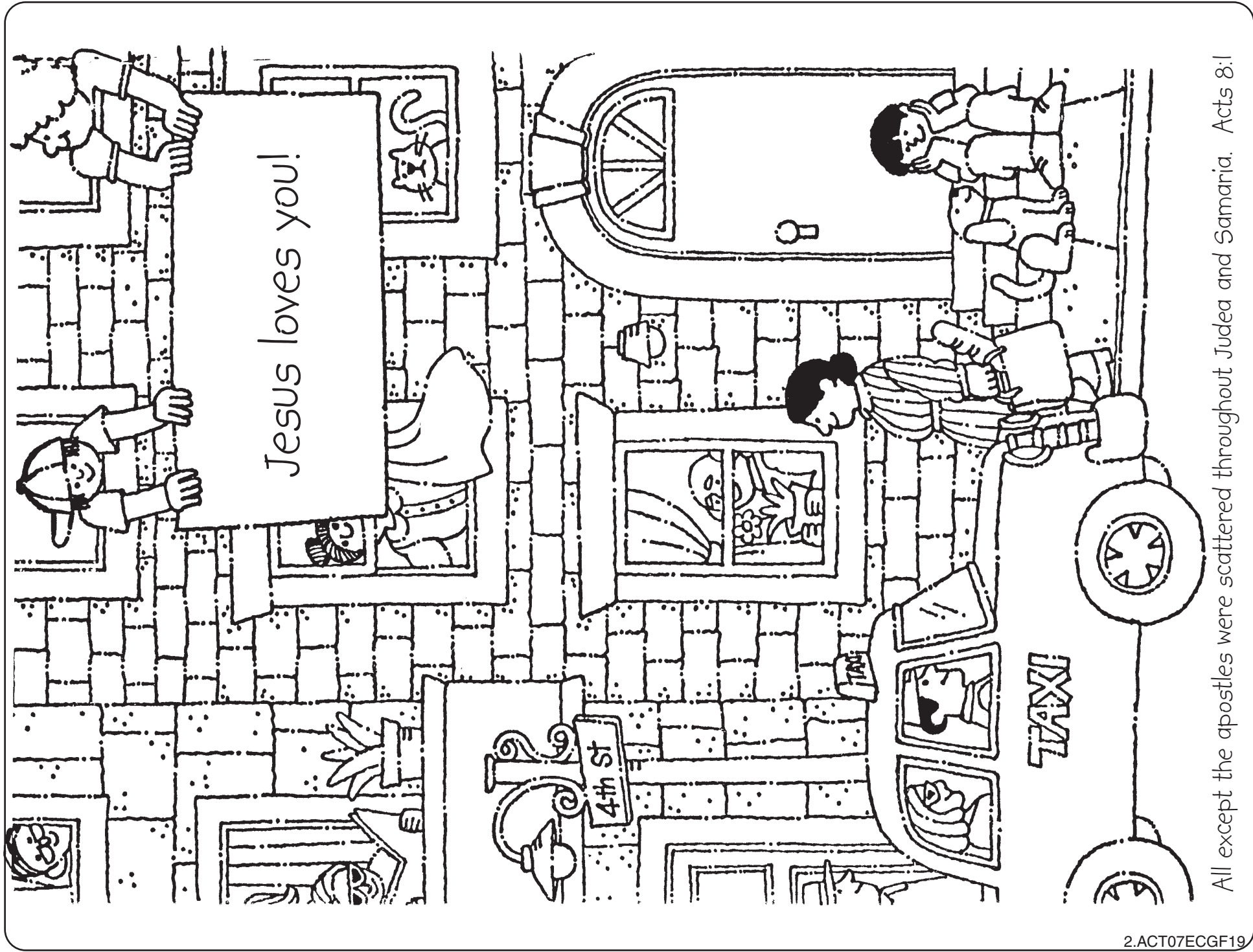


Gaza



Jerusalem





All except the apostles were scattered throughout Judea and Samaria. Acts 8:1

**BE BOLD**  
like Philip



**BE BOLD**  
like Philip



**BE BOLD**  
like Philip



**BE BOLD**  
like Philip



**BE BOLD**  
like Philip



**BE BOLD**  
like Philip



# Ethiopian Flannel Face



\_\_\_\_\_ learns from the Bible.

\_\_\_\_\_ learns from the Bible.

\_\_\_\_\_ learns from the Bible.

\_\_\_\_\_ learns from the Bible.

April 24, 2005

Acts Chapter 8--The Spread of the Gospel by Persecution



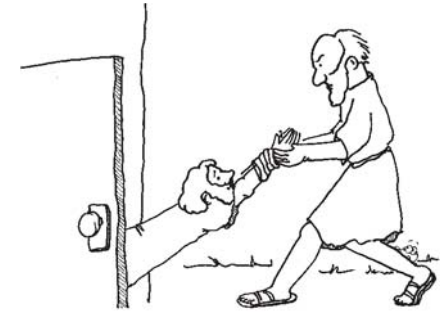
## This is what I learned today!

When Saul began persecuting Christians, many believers left Jerusalem and spread the Word of Jesus to other areas. Deacon Philip went to Samaria where he healed people and preached the Good News about Jesus. In Samaria a man named Simon followed Philip because he could see Philip had great power. When Peter and John came to Samaria and showed the power of the Holy Spirit, Simon offered money in exchange for this same kind of power. Peter severely reprimanded Simon for his wrong heart attitude. Later, an angel sent Philip to the town of Gaza. On the way, he met an Ethiopian official who was reading Scripture from Isaiah. When he explained to the Ethiopian about Jesus, the Ethiopian believed and asked to be baptized. The Ethiopian rejoiced all the way back home. As a result of persecution, the Good News spread throughout Samaria and into Ethiopia.

### Acts Memory Verse

All except the apostles were scattered  
throughout Judea and Samaria.  
Acts 8:1b

## Scattered Christians



Play a version of Hide and Seek with your young preschool child. Designate several hiding spots and give them the names of "Judea, Samaria," and "Ethiopia." You can pretend that Saul is the one who is seeking the child to put him in jail. Make this fun and not scary. After saying, "On your mark, get set, scatter!" your child(ren) can run to a hiding place. When you find the child, say the memory verse. If your child hides in a different spot than was designated, just call the new location by the Bible name. Repeat this game over and over. Your child will enjoy it long after you are ready to quit.

**Acts 8:1b Memory Verse Song**  
"Ho-Ho-Ho-Hosanna"

All except the apostles were  
Scattered throughout Judea  
And Samaria. Acts 8:1.  
Persecu-ution!



Philip took the good news of Jesus to Samaria and to the Ethiopian official riding in a chariot.

