

ACTS CHAPTERS 6:1-7:60

The Holy Spirit's Work in Stephen's Life



6

2-Year-Olds - Kindergarten
April 17, 2005
2.ACT06EC

SHOOK

MEMORY
VERSE

But Stephen,
full of the
Holy Spirit,
looked up to
heaven and
saw the glory
of God, and
Jesus standing
at the right
hand of God.

Acts 7:55
NIV

Teacher Tip. As we become more relaxed with the individual children in our classrooms, a few safety reminders are appropriate. The restroom policy is a first line of defense in ensuring the safety of the children entrusted to our care. It is in place to protect you, the children's worker, from any situation that may call into question your integrity and trust. Workers are never to take a child (other than their own) to the restroom alone. Another adult or another child must accompany them. Remember: "Go in 3's." When taking children to the restroom, workers are only to take children of the same gender. Children should have as much privacy as possible. Enter a bathroom stall only when absolutely necessary to assist the child, keeping the door open. In the classroom, physical contact with children should be only in the presence of other adults. Appropriate touching should be limited to handshakes, "high fives," brief hugs or a brief touch on the shoulder. At least two workers should be present at all times. No child should be alone with a worker. If a child arrives before other members of your teaching team arrive, prop open the door.

Food Pictures from Magazines. Give each child a selection of food pictures and glue them onto paper plates. "In our Bible Adventure today, you will hear about some widows who would have loved to have had enough food. A widow was a woman whose husband had died and she did not have a good way to make any money. I wonder how the widows got some food to eat?" These plates can be used later by taping the Aim Questions onto them.

Target Practice. Provide several soft balls and a wastebasket or wicker basket for a target. Have the child stand behind a line and throw at the target. "In today's Bible Adventure, we will hear about temple leaders who threw stones at a man named Stephen because he spoke the truth about Jesus."

Play Dough. Make food items that are fun to eat like an ice cream cone, corn on the cob, hamburger sandwich, etc. Provide carving utensils (plastic knife, garlic press, Play-Doh accessories) to allow for more detail. We will hear about some Greek widows in today's Bible Adventure who were asking the apostles for help in getting food to eat. A widow was a woman whose husband had died and she did not have a good way to make any money. The Greek widows saw the Jewish widows eating good food and wanted a share of it.

Book and Bible Reading. Have several books at a table for the children. Read some of the books to them. (Short books with bright pictures and books that make noises are best for two-year-olds.) Then show the children a Bible. Talk about how the books are make-believe fairy tales, but the Bible stories are real. *The Beginner's Bible* has some parts of Acts that you can show the children for review. Talk about the Bible being God's Word and being real.

Stone Observation. Bring a lot of different sizes and kinds of rocks to class. Picture books of rocks could also be provided. Set them out on a table for the children to examine. Lift them carefully for weight. Which one is the heaviest? Wet them with a spray bottle. Do they change color? You might provide small magnifying glasses so they can see the detail in the rocks. "Today, we are going to learn about what some troublemakers did with stones. They lied and threw stones to hurt a man named Stephen. They were troublemakers. We don't throw stones. People can die when stones are thrown at them."

Truth or Lie Review. Using pictures from previous lessons, show one to the children and make up something silly that is happening. Ask the children if you are lying or telling the truth. Then let one of the children review what is happening in the picture and tell the truth about it. "In today's Bible Adventure, we will hear about some troublemakers who told lies about a godly man named Stephen. Lies always cause trouble."

Learn Your Numbers! When Jesus' church family got bigger and bigger, there was more work taking care of people. The twelve apostles needed to concentrate their time on preaching and praying, so the church leaders chose seven godly men to be deacons. The deacons helped with food distribution. Give each child a sandwich bag with dried beans or Cheerios in them. Ask the children to separate out twelve items and then seven items. Then have them divide their number into equal piles. Talk about those numbers. Count the number of children attending today and compare that to twelve and seven. Are there more or less children than Cheerios? "Listen for number twelve and number seven in the Bible Adventure today."

Face Painting. Using face paint, have an artistic leader apply a design (stencil) to the cheek of each child. Use a bright color. "In today's Bible Adventure, Stephen was a godly man who witnessed about Jesus before the temple leaders. As he talked to them, his face shone like that of an angel."

Acts Bible Adventure Review. Use pictures from previous Bible Adventures. Hide the pictures around the room and ask the children to find them. When all the pictures have been found, the children can return to their chairs. Ask them to arrange the pictures in order on the floor as they talk about what happened in each picture.

Throwing Stones Activity. Draw an outline of Stephen on a large piece of butcher paper and tape it to the wall. (You might consider letting one of the teachers be Stephen.) Let the children throw nerf balls at Stephen as though throwing stones. (If a teacher is used, he can be reminded that Stephen did not run or dodge the stones but asked God to forgive the stone throwers.) The children can yell, "Stop preaching about Jesus," or, "You did not see Jesus!" "In today's Bible Adventure, we will hear about a godly man named Stephen who was killed by the temple leaders. Stephen was bold to witness for Jesus and died for it."

Presentation Ideas

Pictures 2.ACT06ECGF1 - 2. ACT06ECGF6. Color the pictures and glue them onto colored construction paper. Show these pictures as you tell the Bible Adventure. Save the pictures for review in the next lesson.

Map. The apostles were still in Jerusalem, witnessing to people about Jesus. On the large map posted on the wall, close to the temple, put a picture of Stephen, one of the first seven deacons.

John and Peter Review. Sing or play a tape of the "John and Peter" song from last week's lesson. After singing or playing it a few times, review the 2.ACT05EC Bible Adventure with the children. "Today we're going to hear about another man who was bold and brave for Jesus; his name was Stephen. Do you want to be bold and brave for Jesus? Yes? Then listen carefully to what Stephen did that was bold and brave."

"Who Has Come?" Finger Play.

Who's come to Sunday School today?

If it's you, clap your hands this way.

Who's come to sing fun songs today?

If it's you, tap your toes this way.

Who's come to hear about Jesus today?

If it's you, nod you head and say,

"I'm glad to be here with you today!"

Bible Adventure for 2s & 3s

(Show the 2.ACT06ECGF1 picture.) The believers in Jerusalem shared everything they had with each other—food, clothes, and houses, yet some of the older widows weren't getting enough food to eat. The widows were women whose husbands had died, so they had no one to take care of them.

(Show the 2.ACT06ECGF2 picture.) The apostles felt sorry for the widows who were hungry. They said, "We want everyone to have enough food. We will choose godly men who are full of Holy Spirit to take care of the widows. These men will be called deacons."

The apostles chose seven deacons who loved Jesus with their whole hearts. One of the deacons was named Stephen. God gave Stephen great power to be a witness for Jesus in Jerusalem.

(Show the 2.ACT06ECGF3 picture.) Some troublemakers, who didn't want Stephen to preach about Jesus, started telling lies to the Jewish rulers at the temple. They said to the leaders, "Stephen says we should change God's law and not obey it. Stephen should be punished."

(Show the 2.ACT06ECGF4 picture.) The temple leaders looked at Stephen, and Stephen's face looked like the face of an angel. Stephen wasn't afraid; his face was shining with love for Jesus.

The high priest said to Stephen, "Is it true what these men say? Are you telling people to stop obeying God's Law?"

Stephen said, "I love God's Word and want to obey it. God's Word promised that a Holy One would come from God, and He came. It was Jesus who is the Savior, and you killed him on a cross! You are the ones who are not obeying God's Word!"

(Show the 2.ACT06ECGF5 picture.) The temple leaders were so angry with Stephen that they ground their teeth together. *(Grind your teeth and mutter angrily.)* Stephen wasn't afraid. He looked up to heaven and said, "Look! I see Jesus in heaven, standing at the right hand of God the Father!" That made the temple leaders so mad that they rushed up to Stephen and dragged him out into the street.

(Show the 2.ACT06ECGF6 picture.) The people drug Stephen out of the city. They picked up big rocks and stones and began throwing them at Stephen. The rocks hurt Stephen's body, but he didn't mind. He wasn't afraid of dying because he knew that he would go to heaven to be with Jesus. Stephen was a brave witness for Jesus.

Prayer. Dear God, thank You for godly men like Stephen who were full of faith in Jesus and full of the Holy Spirit. Help me be full of faith, too, so I can be a witness for Jesus. In Jesus' name, Amen.

Aim Questions for 2s & 3s

- 1. Who gave Stephen power to be a great witness for Jesus in Jerusalem?** (God.)
 - 2. Who told the temple leaders that they had killed Jesus, the Savior, on the cross?** (Stephen.)
 - 3. Who saw Jesus standing in heaven at the right hand of God before he died?** (Stephen.)
-

Bible Adventure for 4s & 5s

(Show the 2.ACT06ECGF1 picture.) The believers in Jerusalem shared everything they had with each other—food, clothes, and houses. Most of the time, everyone had plenty to eat, but in our Bible Adventure today, we will learn that some of the older widows weren't getting enough food to eat. The widows were women whose husbands had died, so they had no one to take care of them. The widows who spoke the Greek language complained to their friends that they were not getting as much food as the Hebrew widows. The Greek friends complained to the apostles and said, "You are not being fair to all the widows. The Greek widows do not have enough food. They're hungry!"

(Show the 2.ACT06ECGF2 picture.) The apostles felt sorry for the Greek widows who were hungry. They said, "We want everyone to have enough food. We will choose godly men who are full of Holy Spirit to take care of the widows. These men will be called deacons."

The apostles chose seven men who loved Jesus with their whole hearts to be deacons. One of the deacons was named Stephen. Can you say the name Stephen with me? *(Ask if there is anyone named Stephen in the class.)*

God gave Stephen great power to be a witness for Jesus in Jerusalem. Stephen received power to heal people who were sick. When Stephen spoke about Jesus, he preached with power so that people believed in Jesus.

(Show the 2.ACT06ECGF3 picture.) Some troublemakers who didn't want Stephen to preach about Jesus said to each other, "Let's lie and say bad things about Stephen. Let's say that Stephen wants to change God's Law. Let's get him in trouble." They started telling lies to the Jewish rulers at the temple.

The Sanhedrin leaders met together to decide what to do about Stephen. The men who were lying about Stephen said to the seventy Sanhedrin elders, "Stephen says we should change God's law and not obey it. Stephen should be punished."

(Show the 2.ACT06ECGF4 picture.) The men of the Sanhedrin looked at Stephen, and Stephen's face looked like the face of an angel. Stephen wasn't afraid; his face was shining with love for Jesus.

The high priest said to Stephen, "Is it true what these men say? Are you telling people to stop obeying God's Law?"

Stephen said, "I love God's Word and want to obey it. Ever since God gave the Law on tablets to Moses on the mountain, our Israelite people have been disobeying it. When Moses went up on the mountain to meet with God, the Israelites complained and asked for a god that they could see. So they built a calf out of gold and worshiped it. They didn't love and obey God."

"God's Word promised that a Holy One would come from God, and He came. It was Jesus who is the Savior, and you killed him on a cross! You are the ones who are not obeying God's Word!"

(Show the 2.ACT06ECGF5 picture.) The temple leaders were so angry with Stephen that they ground their teeth together. *(Grind your teeth and mutter angrily.)* Stephen wasn't afraid. He looked up to heaven and said, "Look! I see the glory of God! I see Jesus in heaven, standing at the right hand of God the Father!"

That made the temple leaders so mad that they covered their ears. They started yelling as loud as they could. They couldn't stand hearing any more about Jesus. They rushed up to Stephen and dragged him out into the street.

(Show the 2.ACT06ECGF6 picture.) The leaders of the Sanhedrin drug Stephen out of the city. They took up big rocks and stones and began throwing them at Stephen. The rocks hurt Stephen's body, but he didn't mind. He wasn't afraid of dying because he knew that he would go to heaven to be with Jesus. He was full of faith, and he had just seen Jesus in heaven. Stephen was a brave witness for Jesus.

There was a young man watching the men throw stones at Stephen. *(Point to Saul in the picture.)* His name was Saul. Saul was glad that the men were throwing stones at Stephen. Saul hated the people in Jesus' church family and wanted to hurt them however he could. We will hear more about Saul in the book of Acts.

Prayer. Dear God, thank You for godly men like Stephen who were full of faith in Jesus and full of the Holy Spirit. Help me be full of faith, too, so I can be a witness for Jesus. In Jesus' name, Amen.

Aim Questions for 4s & 5s

- 1. Why were some of the Greek widows complaining?** (They were not receiving as much food as the Hebrew widows.)
 - 2. What did the apostles do to help the widows get enough food?** (They chose godly men called deacons to take care of the widows.)
 - 3. What happened to Stephen who was full of faith in Jesus?** (Men lied about Stephen; then Stephen was killed with stones when he told the truth to the Sanhedrin leaders.)
 - 4. Why wasn't Stephen afraid to tell the truth?** (He was full of the Holy Spirit, and he saw Jesus standing at the right hand of God the Father.)
-

 **LOOK**

Aim Questions. Tape the Aim Questions on the back of some of the paper plates filled with food from the Hook section today. Number the plates so the children can see the numbers and place them on the floor in the center of the circle of children. Give them turns throwing a beanbag on a plate, starting with question one. The child gets to answer the question when his bag lands on a plate.

Transition Idea. Have the children quietly groan and rub their stomachs as if they are hungry while they walk to their chairs.

Snack Idea. Pick one child from each table to be the “deacon helper.” Have these deacons help you pass out the snacks to their tables. Say things like, “I need help passing out the food just like the apostles needed help. Will you be my deacon helper? I picked Johnny to be my deacon helper. Who was one man the apostles picked?” (Stephen.) Each child can take turns being the “deacon” by passing out more to his table. Use little fish crackers or raisins for this snack so there will be enough for everyone to have a turn at being the “deacon helper.”

Snack Suggestion #2. Serve rice cakes, rice krispie squares, or large sugar cookies and have the children divide each into seven pieces before they eat it. “How did the number seven come up in today’s Bible Adventure?” (Seven deacons were chosen to serve.) “Who was one of those deacons?” (Stephen.)

Story Picture Review Stations (2.ACT06ECGF2, 2.ACT06ECGF3, and 2.ACT06ECGF6). You will need three stations in different parts of the room. At each station, have five or six story pictures and props. Divide the class into three groups. Start each group at a station. At each station, have the children talk about what is happening in the picture. Each group rotating through will contribute to the story pictures. After two minutes, move to the next station. These stations are a basic review of the whole Bible Adventure. You can incorporate the Aim Questions and any songs from the lesson while you are at the stations.

Station #1: GF2 picture of the seven deacons taking food to the widows. Have several items of food at the discussion table. Talk about the deacons and what their job was. Be sure your questions have “yes” and “no” answers for twos and threes. Let the children glue small pictures of food or small crackers to the baskets. Point to the pictures and the food as you are talking and asking questions.

Station #2: GF3 picture of Stephen being accused before the temple leaders. Point to the picture as you are talking about it. Wear shiny jewelry or a fine robe to discuss the how the temple leaders thought they were right and deserved the best in clothes and position. Ask questions like, “Is that Stephen? Is this man the troublemaker who lied about Stephen? Did he say that Stephen wanted to change God’s Word? Did Stephen love God’s Word?”

Station #3: GF6 picture of Stephen being stoned. Talk about the picture and what happened to Stephen. What do you know about stones? Who is this standing off to the side? Have the children glue pieces of material over the coats laying at Saul’s feet.

Deacons Serving (2.ACT06ECGF2). Copy the GF2 page on card stock paper for two's and three's. Let the children color the picture and glue bits of crackers on the baskets. Talk about Stephen who was full of the Holy Spirit and loved to serve in the church.

Deacon's Apron (2.ACT06ECGF7). Materials needed: Large paper grocery sack, 7' heavy string, mailing tape, markers, GF7 picture and Bible verse, glue. Cut the sides out of a large paper sack (one sack per child) leaving a long rectangle piece of paper. Fold down the top 12 inches and cut off the bottom 3 inches if desired. Cut a seven-foot length of heavy string, tying a knot in the ends. Lay this on the sack. Make an angle fold on each side as shown in the GF7 sketch. Attach with mailing tape. Let the children trace around their hand on the front of the apron. Glue the GF7 picture and verse on the apron. Let these be reminders of the first deacons who helped spread the Good News of the Lord Jesus. They served the people so that the apostles could spend more time in prayer and teaching.

Stephen Looks to Jesus (2.ACT06ECGF3 and 2.ACT06ECGF8). Give each child a GF3 page and two GF8 accusers. Attach each accuser to the matching man on the page with a brad paper fastener. Attach Stephen's GF8 head at the neck to his neck on the GF3 page with a brad so that Stephen can look up toward heaven. The accusers will rock back and forth, pointing at Stephen. Talk about the lies they said about Stephen. Stephen's response is to look up to Jesus in heaven. Sing the Acts 7:55 Memory Verse Song as the children work on their pages. For younger children, simplify this activity by just attaching Stephen's head.

Stephen and Saul Activity Page (2.ACT06ECGF6 and 2.ACT06ECGF9). Give each child a GF6 page and a GF9 picture of Saul watching Stephen being stoned. Let the children wad bits of tissue paper or newspaper and glue them on the stones on the GF6 page. Glue the GF9 picture of Saul to the Saul on the GF3 page. Talk about what is happening in the picture. Sing "Acts 7:55 Memory Verse Song" as the children work.

"Stephen Loved Jesus" Mobile (2.ACT06ECGF10). Copy the GF10 hearts onto colored paper or glue the white hearts onto a colored background. Cut out the hearts and punch a hole in the top and bottom of each. Using a thirty-six inch piece of yarn, tie a plastic circle on one end (to hang the mobile), and, using the other end, thread it through each of the hearts, starting with the biggest heart. Wrap the bottom end of the yarn around three fingers several times, then tie in the middle. Snip the loops and you have a tassel at the bottom of the yarn. As you are working, say things like, "Deacon Stephen loved Jesus and obeyed God's Word. We want to love Jesus and obey His Word, too." Sing "Deacon Stephen" as you work. (See the Song section.)

"We Need a Bold Leader!" Game. "We learned that Peter, John, and Stephen were bold witnesses for Jesus. Let's play a game that needs a bold leader just like them." Choose one child to leave the room. Pick an adult leader (for the first round) to think of several movements for all the children in the circle to follow. Then ask the child who left the room to return and try to guess who is leading the children in the movements. The leader should change movements regularly. Allow the child who is guessing three chances to discover who is changing the motions. Choose two new people and repeat.

Stephen Forgives Stone Toss Game. Divide the room in half with a line of chairs. Send half the group to each side of the row of chairs. Provide numerous soft balls. On a signal from the teacher, the children try to hit someone on the other team with one of the balls, and if they do, the child who has been hit says, "I forgive you." Pick up the balls and continue to throw back to the other team until stopped by the teacher. Emphasize not hitting someone in the head. "Who never got hit? Who had to say, 'I forgive you,' lots of times?" Talk about how Stephen did what was right and didn't dodge the stones. Stephen didn't let anything stop him from sharing the good news about Jesus.

Songs.

Acts 7:55 Memory Verse Song (tune: "Seek Ye First").

But Stephen, full of the Holy Spirit, looked
Up to-o heaven and sa-aw
The glory of God, and Jesus sta-anding.
Acts seven, fifty-y-fi-ive.

Deacon Stephen (tune: "Jingle Bells").

1. Deacon Stephen was so brave;
He knew what to do.
He kept telling the Good News like
Jesus told him to.
2. Just like Deacon Stephen was,
I'll be bold and brave,
Telling everyone I know that
Jesus came to save.

This Little Light of Mine

1. This little light of mine, I'm gonna let it shine.
This little light of mine, I'm gonna let it shine,
Let it shine, let it shine, let it shine.
2. Hide it under a bushel? NO! I'm gonna let it shine.
Hide it under a bushel? NO! I'm gonna let it shine,
Let it shine, let it shine, let it shine.
3. Won't let Satan blow it out; I'm gonna let it shine.
Won't let Satan blow it out; I'm gonna let it shine,
Let it shine, let it shine, let it shine.



TOOK _____


Deacon Maze Activity Page (2.ACT06ECGF11). Older children can color the GF11 picture and then find the way for the deacons to take food to the widow woman. Talk about situations when people share with people who don't have enough food. Talk about the fact that one of the jobs of deacons is to make sure that widows in the church are taken care of.

Radiant Sun Catchers (2.ACT06ECGF12). “When Stephen went before the temple leaders, his face was shining with the love of Jesus. We are going to make a sun catcher which will shine like Stephen’s face when we put it in a window and let the sun shine through.” Materials needed: clear plastic lids from deli containers, hole punch, colored tissue paper, glue sticks, yarn or ribbon, scissors, GF12 Bible memory verse. Have the children glue flat pieces of colored tissue paper to the top side of the lid, covering as much of the lid as possible. Trim around the outside edge with scissors. Punch a hole near the edge and tie a ribbon through the hole. Glue the memory verse to the front side.

Deacons Puzzle (2.ACT06ECGF2). Let the children color the picture of the seven deacons helping the widows. Cut the picture into four or five large pieces, making it into puzzle. Let the children put their picture puzzles back together. Give the children envelopes to decorate so that the puzzle can be taken home. If envelopes are not available, staple or tape the ends of a folded piece of construction paper to make an envelope for carrying the puzzle home. As the children work, ask them, “Why did the apostles need men to be deacons? (To help them by serving the needs of the people.) What kind of men did the apostles choose to be deacons? (Godly men full of the Holy Spirit who loved Jesus.) Do we have deacons in our church today? (Yes. They help do jobs to make the church run smoothly.)” Ask the children to tell a friend or their family what you learned about deacons from the picture puzzle.

Follow the Leader. Have the children follow the leader through different actions. For twos especially, it is best to have the actions be in one place, not throughout the room. You can do actions like raising your arms above your head, clapping your hands, sitting down, standing up, jumping in place. As you are doing this, say things like, “We follow Jesus like we follow the leader. We obey and do what the Bible says. We love God’s Word just like deacon Stephen did. He loved God’s Word and obeyed it.” Sing “Deacon Stephen” as you go. (See the Song section.)

Preschool Page for Parents (2.ACT06ECPPP). Send a page home with each child, encouraging parents to reinforce the Bible truths at home. Spend a few minutes before the children go home creatively reviewing the memory verse song.



The Greek widows complained that they were not getting as much food as the Hebrew widows.



The apostles chose seven godly men called deacons to help the widows get enough food.



Men lied about Deacon Stephen to get him in trouble with the temple leaders.



Stephen wasn't afraid of the angry men. His face was like the face of an angel.



The men of the Sanhedrin were so angry at Stephen that they drug him out into the street.



Stephen wasn't afraid when men threw stones at him because he had seen Jesus in heaven.

Deacon's Apron

Cut the sides out of a large paper sack, leaving a long rectangle piece of paper. Fold down the top twelve inches and cut off the bottom three inches, if desired. Cut a 7-foot length of heavy string, tying a knot on the ends. Lay this on the sack. Make an angle fold on each side as shown. Attach with mailing tape. Let the children trace around their hand on the front of the apron. Glue the picture and verse on the apron.

This apron will be a reminder of the deacons who served widows and preached about Jesus.



But Stephen, full of the Holy Spirit, looked up to heaven and saw the glory of God, and Jesus standing at the right hand of God. Acts 7:55



But Stephen, full of the Holy Spirit, looked up to heaven and saw the glory of God, and Jesus standing at the right hand of God. Acts 7:55



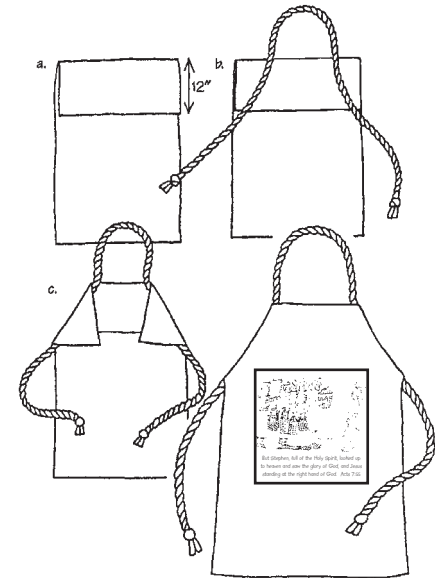
But Stephen, full of the Holy Spirit, looked up to heaven and saw the glory of God, and Jesus standing at the right hand of God. Acts 7:55




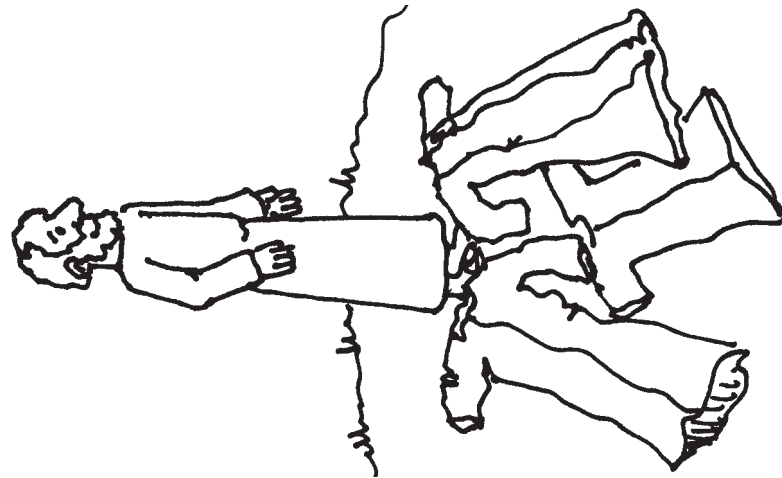
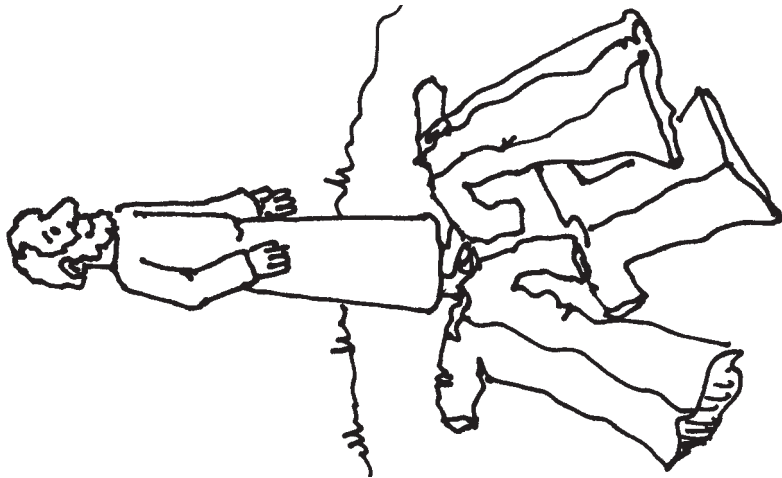
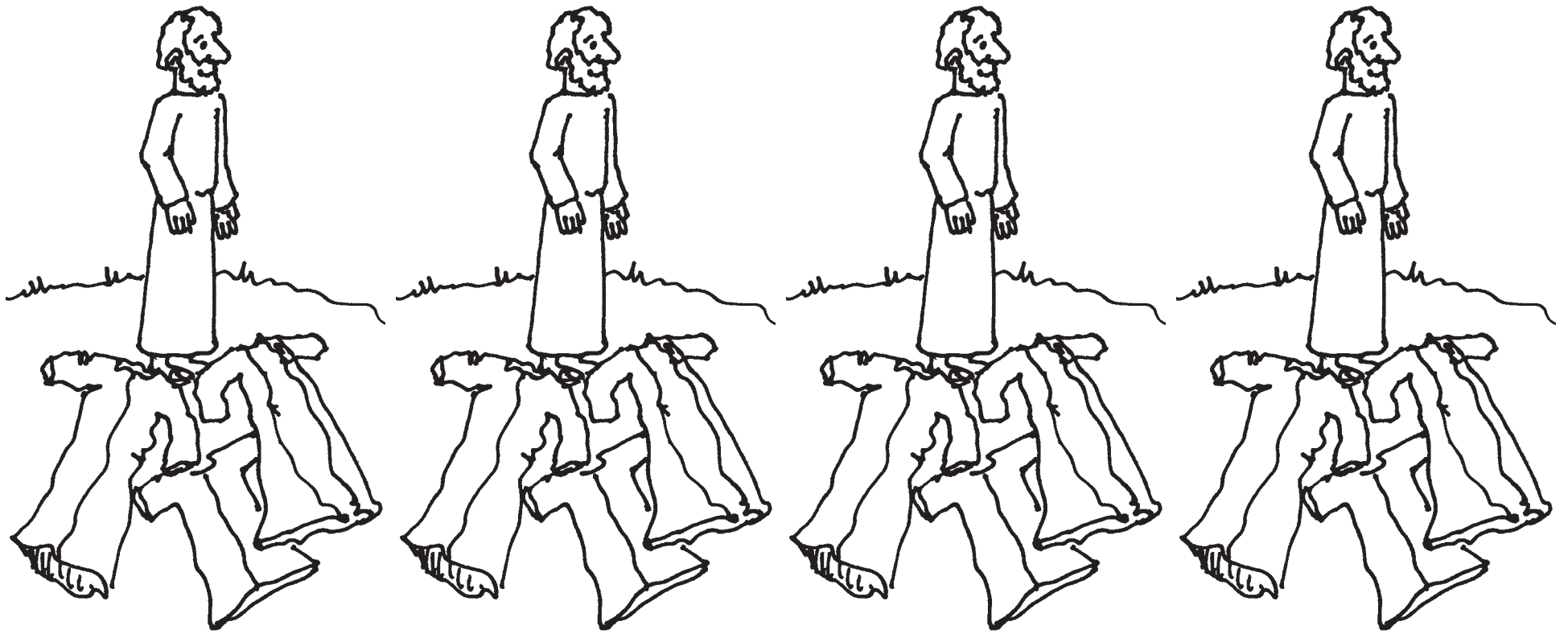
But Stephen, full of the Holy Spirit, looked up to heaven and saw the glory of God, and Jesus standing at the right hand of God. Acts 7:55


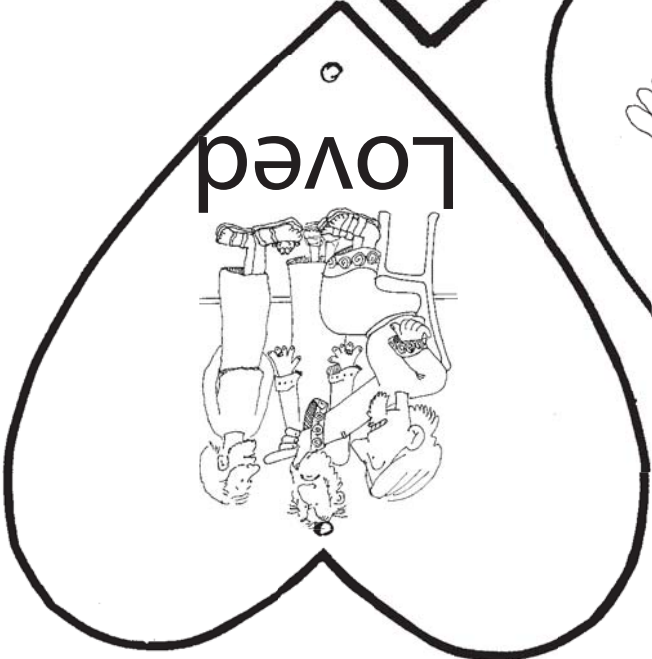
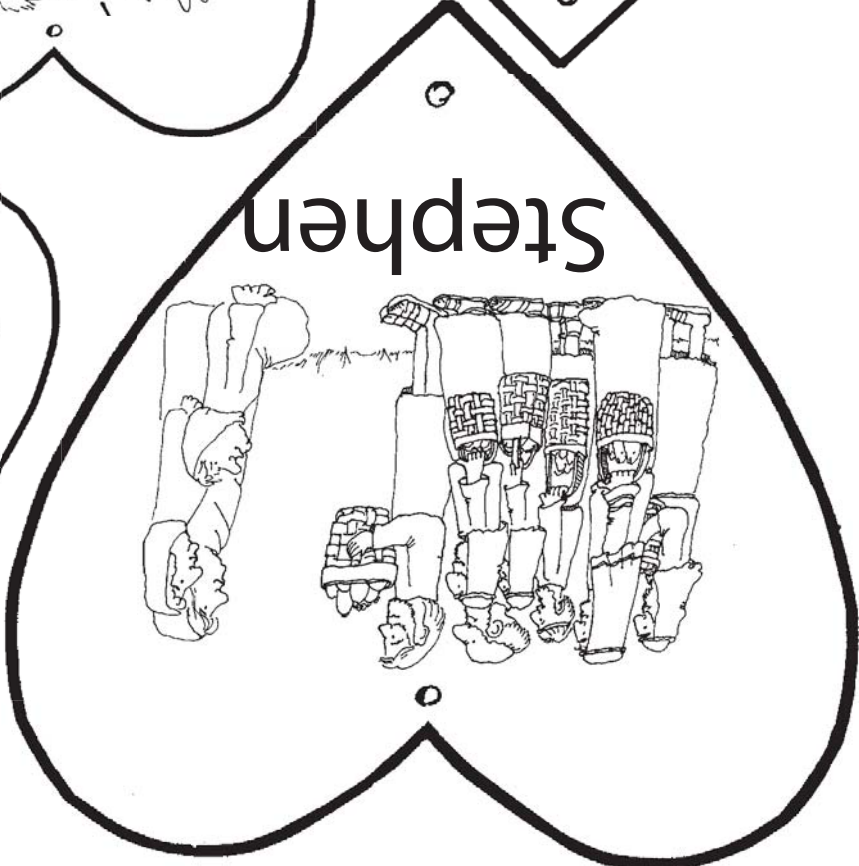
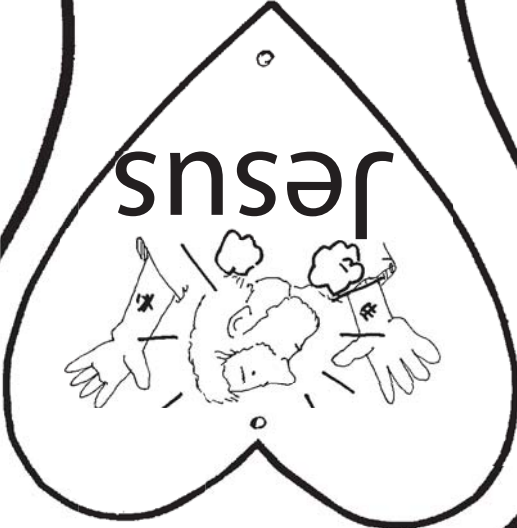



But Stephen, full of the Holy Spirit, looked up to heaven and saw the glory of God, and Jesus standing at the right hand of God. Acts 7:55



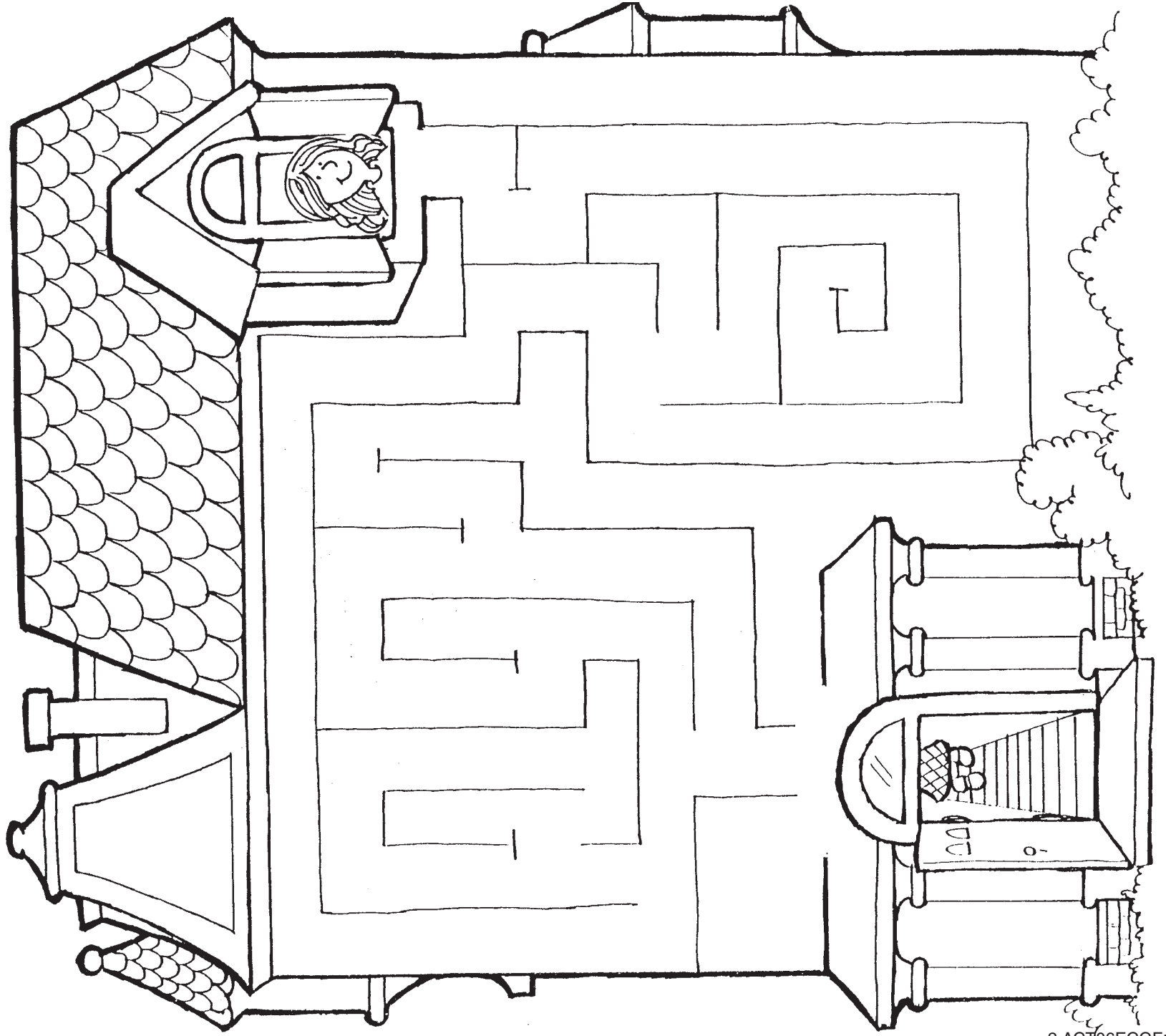






Deacon Maze

Help the deacon find the widow to share food with her.



April 17, 2005

Acts Chapter 6:1-7:60--The Holy Spirit's Work in Stephen's Life



This is what I learned today!

Some of the widows in the church were not getting enough to eat, so the apostles, upon learning about it, chose seven godly men to handle the sharing of the food. These men were called deacons. One of the deacons was named Stephen. Some troublemakers didn't want Stephen teaching about Jesus, so they made up lies to get him in trouble with the Jewish temple leaders. The temple leaders met with Stephen and became angry when he accused them of killing the Holy One of God on the cross. They took Stephen outside the city and killed him with stones. Stephen was a brave witness for Jesus. He was rewarded by seeing Jesus in heaven standing at the right hand of God.

Acts Memory Verse

But Stephen, full of the Holy Spirit,
looked up to heaven and saw the
glory of God, and Jesus standing at
the right hand of God. Acts 7:55

Stephen Was a Brave Witness



Take your young child outside and throw pine cones or rocks at a tree or another rock. Talk about how men threw rocks at Stephen, and it hurt him, but Stephen was a brave witness for Jesus. You can also throw nerf balls in the house and have the same conversation. Sing the songs below as you play.

Deacon Stephen (tune: "Jingle Bells")

1. Deacon Stephen was so brave;
He knew what to do.
He kept telling the Good News like
Jesus told him to.
2. Just like Deacon Stephen was,
I'll be bold and brave,
Telling everyone I know that
Jesus came to save.

Acts 7:55 Memory Verse Song "Seek Ye First"

But Stephen, full of the Holy Spirit, looked
Up to-o heaven and sa-aw
The glory of God, and Jesus st-aanding.
Acts seven, fifty-y-fi-ive.



Stephen wasn't afraid when men threw stones at him because he had seen Jesus in heaven.