

# ACTS CHAPTERS 4:32-5:13

## Preserving the Purity of the Early Church



**4** 2-Year-Olds - Kindergarten  
April 3, 2005  
2.ACT04EC

### SHOOK \_\_\_\_\_

☞  
MEMORY  
VERSE

☞  
You have not  
lied to men  
but to God.

☞  
Acts 5:4  
NIV  
☞

**Teacher Tip.** You as a teacher are a guide and facilitator. As a Christian teacher, your responsibility is to help guide each child in his or her beginning knowledge of Jesus by constructing situations and building relationships that will facilitate that person's growth. God works through you and in the lives of your pupils. He wants you to be faithful to Him and to be in tune with His purposes. As you faithfully communicate your faith, God will work in each pupil's life—in His way and in His time.

**John and Peter Review.** "Last week we learned about John and Peter's courage when they were tied up and put in jail. They boldly continued sharing the Good News about Jesus even when the temple leaders told them to stop." Provide some soft rope and have a child practice tying up the hands of another. Can the second child get free? Have you ever been tied up like this? Would it be frightening for you? This activity will take close supervision.

**Farm Play.** Bring a farm center (barn and animals) for the children. As they are playing, tell them that today in our Bible Adventure we will hear about how people in the early church were sharing their houses, their fields, and their animals. They shared with each other. They didn't say, "That's my house!" or, "That's my animal!" Take different animals and give them to children saying, "Here, you can have my horse; I will give it to you."

**Coin Activity (Last week's 2.ACT03ECGF12 coins).** Supplies: last week's GF12 paper coins, small sacks or plastic baggies, crayons. Give each child ten to fifteen coins to color, cut apart, and put in her bag. As they are doing this, tell the children that today in our Bible Adventure we are going to hear what two people named Ananias and Sapphira did with their money. The purpose of this Hook activity is to introduce the names in the Bible Adventure and introduce thoughts on money.

**Field Center (2.ACT04ECGF6).** Bring a shallow box filled with dirt and rocks and put a little plastic house and plants in it if you have them. (You may request the shallow plastic bin that is filled with rice as a substitute for the dirt and rocks.) Have cardboard cut-out GF6 pictures of Ananias and Sapphira for each child to color. Then show Ananias and Sapphira "standing" and "walking" through their field. Say things like, "This is Ananias and Sapphira. This is their field and their house. Today we will hear about how they sold their house and field." Let the children play with the field, rocks, and house.

**Working Together with Puzzles.** Using puzzles from the classroom, give each child at your puzzle table a piece from a puzzle. Help the children cooperate to put the puzzle together. Tell them, "We are going to cooperate with each other as we put the puzzle together. Jenny, you put your puzzle piece in first. The rest of us will watch and wait. Now Jeremy, you put your puzzle piece in. It's fun when we work together and cooperate. Today in our Bible Adventure, we will hear about how the people in Jesus' church family worked together so that everyone had enough food and clothes." The older children can cooperate and put together a 60-piece puzzle as a group.

**Telling the Truth and Getting to Know Each Other.** "You are going to have an opportunity to tell all of us the truth about yourself. When you reach into this bag, you will pick out a piece of paper and hand it to me. I will read it for you, and you will answer it and let us know the truth about you." (In the bag, have papers with the following topics written on them: your favorite color, your favorite cereal, your favorite toy, the names of people in your family, the name of your pet(s), a place where your family has visited when you went on a trip, jobs you have to do at home, where your grandma and grandpa live, your favorite book, your favorite sandwich, etc.) Talk about the difference between telling the truth and lying. Tell the children that God always knows if we tell the truth. God knows everything.

**"Sharing What You Have" Activity Page (2.ACT04ECGF7).** "Last week we talked about the believers in the early church. They did many things together. Today, we'll learn from the book of Acts that the people shared what they had with those who needed help. They would sell their land and houses and give the money to the apostles." Help the children find pictures in magazines of items they have at home that could be shared with someone who needs them. Glue the magazine pictures in the bubbles on the coloring page. Draw a happy face on the child, color the picture, and trace on the dotted lines to the bubbles.

**Bean Bag Toss.** Cut or tear out the letters "T" (for "Truth") and "L" (for "Lie") and place them randomly on the floor. Give the children turns to try to get the bag on the "T" and not on an "L." Give them two points for landing on a "T." Take away one point for landing on an "L." Keep each child's score on a chalkboard. Talk about how we always want to "land on" telling the truth to our parents, brothers, and sisters. "In today's Bible Adventure, we will hear about a man and woman named Ananias and Sapphira who lied to the apostles. They found out what God thinks about lying."



### ***Presentation Ideas***

**Pictures 2.ACT04ECGF1 - 2. ACT04ECGF5.** Color the pictures and glue them onto colored construction paper. Show these pictures as you tell the Bible Adventure. Save the pictures for review in the next lesson.

**Coins.** Put a handful of coins in each of your pockets or into two small cloth bags. At the appropriate time, take the money out and hold the coins in each hand. Then put the money from one hand back into one pocket or purse, as though keeping it.

**Coins for the Children.** If you made coins during the Hook time, have the children use them to buy the Aim Questions.

**“Because I Love the Lord” Finger Play.**

My feet run to quickly help;      *(Run in place.)*  
My hands can lift and hold.      *(Lift both hands.)*  
My eyes see ways I can help      *(Cup hands around eyes.)*  
Because I love the Lord.

***Bible Adventure for 2s & 3s***

**(Show the 2.ACT04ECGF1 picture.)** God loves people. He fills His church people with love for each other. Because God is kind, He fills His people with kindness. Because God is giving, He fills His followers with giving hearts.

When God, the Holy Spirit, comes to live inside His people, they want to stop thinking only of themselves. They are not selfish with what they have.

**(Show the 2.ACT04ECGF2 picture.)** A man named Barnabas sold a field and brought the money to the apostles. The apostles gave the money to the families in the church who needed help.

All of the people in Jesus’ church family were happy because God was filling them with love for each other. Other people wanted to hear about Jesus because they could see that the Christians loved each other so much.

**(Show the 2.ACT04ECGF3 picture.)** A man named Ananias and his wife, Sapphira, wanted the apostles to think they were as generous as Barnabas. Ananias and Sapphira talked to each other and said, “We have two fields. Let’s sell one and give the money to the apostles. *(Take coins from both pockets and hold them in both hands.)* But let’s not give them all of the money. Let’s keep some for ourselves and tell them that we have given it all.” *(Put the coins from one hand back into one pocket.)*

*(Hold out the remaining money in your hand.)* Ananias and Sapphira were pretending like they were giving all of their money, but they were keeping some for themselves. *(Shake your pocket with the money in it.)*

**(Show the 2.ACT04ECGF4 picture.)** Ananias took his money to the apostles and said, “We sold a field and here is all the money we received.” *(Hold out your hand with the coins in it.)* It was a lie. They were keeping some of the money for themselves. They didn’t have to give any money at all, but they wanted to look like they were giving more than they were. They were not filled with God’s Spirit. They were filled with selfish greed.

Peter said, “Ananias, you are filled with lies, not God’s truth. God knows everything, and God always punishes sin.” When Ananias heard Peter’s words, he fell down on the floor and died. Men came and carried out his body and buried him in the ground.

**(Show the 2.ACT04ECGF5 picture.)** A little while later, Ananias’ wife Sapphira came to see Peter. *(Hold coins in your hand.)* Peter said to Sapphira, “Ananias brought money to me. Was that all the money you received from the field?”

Sapphira said, “That is all the money we have. We gave all the money to you.” *(Shake your pocket with the money in it.)* Sapphira was lying like her husband.

Peter said, “Why did you and your husband decide together to lie to God? God always punishes sin, and lying is a sin.” At that moment, Sapphira fell down on the floor and died, too. Men came and carried out her body and buried her in the ground.

When people heard about Ananias and Sapphira, they knew that telling the truth was very important to God. God would not let liars hurt His church family.

Jesus' disciples, who were filled with the Holy Spirit, wanted to tell the truth rather than tell lies.

**Prayer.** Dear God, fill me with Your Spirit so that I can be like You, kind and giving to other people. Help me tell the truth rather than lies. In Jesus' name, amen.

---

***Aim Questions for 2s & 3s***

1. **How did the early church people treat each other?** (Loving, kind, giving, not selfish.)
  2. **Why did Ananias and Sapphira lie?** (They wanted the apostles to think they were generous like Barnabas.)
  3. **Who always punishes sin?** (God.)
- 

***Bible Adventure for 4s & 5s***

**(Show the 2.ACT04ECGF1 picture.)** When the Holy Spirit came to live inside the disciples' hearts at Pentecost, He filled them up with Himself. Because God loves people, He filled His church people with love for each other. Because God is kind, He filled His people with kindness. Because God is giving, He filled His followers with giving hearts.

When God, the Holy Spirit, came to live inside His people, they wanted to stop thinking only of themselves. They were not selfish with what they had.

**(Show the 2.ACT04ECGF2 picture.)** Jesus' followers didn't say, "That's my house," or "That's my field. I will keep it for myself." No. God's people said to themselves, "I have more than I need. I will sell my field and give the money to the people in the church family who need it. I will sell my house and give the money to the people in the church who need it." God's people were not selfish; they were generous.

A man named Barnabas sold a field and brought the money to the apostles. He said to them, "Use this money to help those who need food or clothes." The apostles gave the money to the families in the church who needed help.

All of the people in Jesus' church family were happy because God was filling them with love for each other. God was giving them boldness to tell the Good News about Jesus. People wanted to hear about Jesus because the Christians loved each other so much.

**(Show the 2.ACT04ECGF3 picture.)** A man named Ananias and his wife, Sapphira, wanted to be part of Jesus' church family, but they did not want to be filled up with God's Holy Spirit. They wanted to be selfish and keep things for themselves. They thought that they could have the Holy Spirit and keep their own selfish ways.

Ananias and Sapphira talked to each other and said, "We have two fields. Let's sell one and give the money to the apostles. *(Take coins from both pockets and hold them in both hands.)* But let's not give them all of the money. Let's keep some for ourselves and tell them that we gave it all." *(Put the coins from one hand back into one pocket.)*

That was a lie, wasn't it? *(Hold out the remaining money in your hand.)* Ananias and Sapphira were pretending like they were giving all of their money, but they were keeping some in their pockets. *(Shake your pocket with the money in it.)*

**(Show the 2.ACT04ECGF4 picture.)** Ananias took his money to the apostles and said, "We sold a field and here is all the money we received from it." Was that true? *(Shake your pocket with the money in it.)* No, it was a lie. They were keeping some money for themselves. They didn't have to give any money at all,

but they wanted to look like they were giving more than they were. They were not filled with God's Spirit. They were filled with pride and selfish greed.

God told Peter that Ananias was lying. Peter said, "Ananias, you are filled with lies, not God's truth. Do you think that God doesn't know you are lying? God knows everything, and God always punishes sin." When Ananias heard Peter's words, he fell down on the floor and died. Men came and carried out his body and buried him in the ground.

**(Show the 2.ACT04ECGF5 picture.)** A little while later, Ananias's wife Sapphira came to see Peter. *(Hold coins in your hand.)* Peter said to Sapphira, "Ananias brought money to me. Was that all the money you received from the field?"

Sapphira said, "That is all the money we have. We gave all the money to you." Was that true? *(Shake your pocket with the money in it.)* No, Sapphira was lying like her husband.

Peter said, "Why did you and your husband decide together to lie to God? God always punishes sin, and lying is a sin." At that moment, Sapphira fell down on the floor and died, too. Men came and carried out her body and buried her in the ground.

When people heard about Ananias and Sapphira, they knew that telling the truth was very important to God. God would not let pretenders hurt His church family. Jesus' disciples who were filled with the Holy Spirit wanted to tell the truth rather than tell lies. They wanted to be generous and not be selfish. I want to be like Barnabas, not Ananias and Sapphira.

**Prayer.** Dear God, fill me with Your Spirit so that I can be like You, kind and giving to other people. Help me tell the truth rather than lies. In Jesus' name, amen.

---

#### ***Aim Questions for 4s & 5s***

- 1. When Barnabas sold his field, what did he do with the money?** (He gave it to the apostles for the people who needed it.)
  - 2. What did Ananias and Sapphira do with their field and money?** (They sold their field and brought part of the money to the apostles.)
  - 3. Why did Ananias and Sapphira lie about their money?** (They wanted to look like they were giving all their money, but they were keeping some for themselves.)
  - 4. What does God think about lying and pretending to look better than we are?** (Lying is sin, and God punishes sin.)
- 



**LOOK** \_\_\_\_\_

**Aim Questions.** Show three or four objects (small ball, bright marker, small doll, coins) to the children after the story. Show the children the ball, put it in your pocket, hold out your hands and say, "I don't have the ball." Ask, "Is that a lie? Do I really still have the ball? Yes, I do. *(Pat your pocket.)* That was a lie. I did not tell the truth." Do this for all of your objects emphasizing the words truth and lie. Do the coins last. After you do the coins, ask the children the Aim Questions.

**Snack Suggestion.** Give half the children at a table a little bag with small crackers in it. Have the teacher at the table talk about how the people in Jesus' church family shared with each other. Ask the children with the crackers to "share" with the children at their table by giving them half of their crackers. After they are done, switch, letting the other children have a bag of a different treat to share. Chocolate coins could also be served as a special treat at the end.

**Transition Activity.** Make a "T" with your forefingers representing "truth" and then point to your mouth. Do this all the way to your chair, to the table, or to the door.

**Make a Field (2.ACT04ECGF2).** Provide a GF2 picture copied on card stock paper for each child. Let them color their pictures. Then use a glue stick and spread glue over the field part of the picture. Help the children sprinkle sand or coffee grounds over their fields. Let the papers dry. As you are doing all this, be talking first about what Barnabas did and then about Ananias and Sapphira. They all owned fields and sold them. "Who was truthful about how much they were giving to the apostles for the church? Who lied to Peter and the apostles?"

**Ananias Lied Activity Page (2.ACT04ECGF4 and last week's 2.ACT03ECGF12).** Have the children color the GF4 picture with crayons or markers. Give each child about two or more coins from last week's GF12 page. The children can slip the coins through a slit in the two money bags, turn the paper over, and tape the coins in place. Talk about what Ananias was saying to the apostles. Make sure the children understand that God always tells the truth in His Word, and He wants us to always tell the truth, even if we get in trouble.

**Memory Verse Necklace (2.ACT04ECGF8).** Copy the GF8 page on card stock paper and cut out the pictures. Give each child Ananias and Sapphira and a 30" piece of yarn. Make a necklace by threading the yarn through the holes that have been punched at the top of the pictures. Macaroni, cereal, or licorice pieces can be threaded onto the yarn on either side of the pictures. Tie the two loose ends together. Wear the necklace as a reminder to always tell the truth.

**Chalk Art.** Let the children draw a large "T" for truth and a happy face with white chalk on black construction paper. First dip the chalk in sugared water so it won't smear. Review the Aim Questions and memory verse while the children are working. What was the name of the man who gave all of his money to the apostles?

**"Who's Got the Money?" Game.** Give each child a paper lunch bag and have him puff it out by blowing into it. Have him hang onto the neck of the sack. Have one child leave the room while you put coins into one child's bag. The first child enters the room and, on your signal, all the children skip, gallop, or jump around the room, causing the coins to make a noise. Everyone can pretend to shake his own bag to confuse the first child from discovering who has the coins. After a short time (this activity is tiring), stop the children and have the child point out the person carrying the coins. Repeat as time and energy allow. Who in today's Bible Adventure did not get rid of all their money?

**Truth or Lie Stations.** Station a teacher at each of four tables. The teacher talks about one of the situations listed below. The children then move to the next table and hear about another truth-lie situation. Continue until they have been at each table. Bring the children together in a circle and review together. Talk about what it feels like to tell the truth or to lie. When we lie, we might feel sort of sick in our stomachs and sad because we know that we have done a bad thing. When we tell the truth, we are happy because we know that God says it is the right thing to do.

1. *(Place a plate of cookies on the table.)* Your mom is baking cookies to take to a neighbor and you go outside to play with a friend. You ask if you can have a cookie and mom says, "No," because they are for the neighbor who just got home from the hospital. She says she will have something else for you to snack on later. You come in from playing and there is a plate of cookies on the counter. You grab one cookie, and it tastes good, so you grab another one. Mom gets ready to go to the neighbor's house and notices that some cookies are gone. She asks, "Did you eat a cookie?" What should you say? What would you say if you lied? What if you made her think that you only ate one cookie when you really ate two? That is a lie, too.
2. *(Put toys on the table that someone could fall on and hurt themselves.)* Company is coming for dinner and you have been asked to pick up the toys. You put a few things away but get distracted playing and don't put all of them away. Your mom asks you, "Did you get all the toys put away?" You answer, "Yes," but you know it is wrong. Did you tell the truth? Does anyone know? Yes, God knows. The company comes, and everyone is visiting when all of a sudden, you hear a loud thud. One of visitors has fallen on a toy that was left on the floor. What should you say or do? Should you go hide in your room? Should you tell them you are sorry and that it was your fault because you should have put the toy away? What should you tell your mom?
3. *(Place two play beds and dolls on the table.)* Lunch is over and it is nap time. You have been asked to stay quiet and at least close your eyes and rest. Your sister is in the next room. You sneak over and start playing with her. Pretty soon you get in a disagreement and you shove her. She starts crying and you race to your room and pretend to be sleeping. Mom comes into your room after quieting your sister and asks you what happened. You tell her that you don't know. You didn't tell your mom the truth about hitting your sister. What should you have done? What should you have said? This is a good example of lying twice. You wanted to look good when you were acting badly, so you pretended to be asleep and then didn't tell the whole truth.
4. *(Put a toothbrush, toothpaste, and pajamas on the table.)* It is bedtime and you are asked to get ready for bed before story time. You were told to brush your teeth, wash your face and hands, and put on your pajamas before Dad comes up. When Dad arrives, he asks if you brushed your teeth and washed your hands. You say, "Yes," but really you didn't do it. You didn't obey and then you lied. What should you have said? What was the right thing to do?

**Jumping Over the River of Lies.** Show the children the word "Truth" and the word "Lie." Talk about how they start with the letters "T" and "L." Let the children tear out a lot of "L"s to place on the floor between two long pieces of rope. This will represent the icky, slimy river of lies. Make it a narrow river at first and then it gets wider and wider. Each time, the children try to jump across the lies and land on the side of truth, or on the "T"s. Return to the other side and do it again.

**Truth Tagger Game.** Choose a “tagger.” Identify that child with a hat. The children gather in “Truth” groups by putting their arms around each others’ shoulders, forming a big circle. There should be no more than three or four in a group. The children are safe from being tagged if they are in a Truth group. On a signal, all the kids must run and try to find a new Truth group. If anyone is tagged while not in a group, that person becomes the next tagger and wears the tagging hat.

**Obstacle Course Sharing.** Set up a simple obstacle course around the outside of the room. Include things they can go under, over, and through. Have the children team up with a partner because they will be doing the course together. “In today’s Bible Adventure, the people of God’s church shared during the good times and during bad times. They helped each other. Today, I want you to go through this course while holding on to the hand of your partner. Try not to let go but help each other through the obstacles.” Demonstrate first how the course is to be used. Cheer on the couple that is going through the obstacles to encourage them.

### Songs.

**Acts 5:4 Memory Verse Song (tune: “Deep and Wide”).**

You have not lied to men  
But to God. Acts chapter five, verse four.  
You have not lied to men  
But to God. Acts chapter five, verse four.

**Oh, Be Careful (tune: “If You’re Happy and You Know It”).**

1. Oh, be careful little mouth what you say,  
Oh, be careful little mouth what you say,  
For the Father up above is looking down in love,  
So be careful little mouth what you say.
2. Oh, be careful little hands what you do...
3. Oh, be careful little mind what you think...

**Children, Do What I Tell You (tune: “Go Where I Send Thee”).**

Children, do what I tell you, *(Point to several people in front of you.)*  
What do I tell you? *(Shrug shoulders.)*  
Well, I tell you to speak the truth, *(Put hands by mouth like a megaphone.)*  
Speak the truth for (clap) Jesus. *(Megaphone, then point to sky.)*  
Jesus, He’s my Savior, yes, He is. *(Sign “Jesus” by pointing middle finger to opposite palm and repeating on other side, then point up, point to self, make a cross with fingers in front of you, and then point up again.)*



## TOOK

---

**“I Want to Always Tell the Truth” Project (2.ACT04ECGF1).** Let the children color as many happy faces (of different colors) as they can to cover the GF1 page. Have the children take their papers home and tape them up in their rooms as a reminder that they will be happier if they share what they have and always tell the truth.

**Truth Tellers Tell the Truth.** “Do you want to be like Ananias and Sapphira who lied to the apostles about their money? No! We all want to be truth tellers, because Jesus tells us to be honest and truthful. Let’s sing a song together to remind us to always be truthful. We’re going to learn some motions to this song, too, which will help us remember it so that we can teach it to our mommies and daddies and our brothers and sisters.” Sing the “Do What I Tell You” song from the Song section.

**Heart Door Knob Hanger (2.ACT04ECGF9).** Cut out the GF9 heart and glue it to construction paper, or copy the heart directly onto card stock paper. Punch two holes in the top of the heart and tie a piece of yarn through the holes to hang the heart. Jesus’ disciples and the people in the early church were not selfish with their things. They shared everything they had because they loved Jesus and were filled with the Holy Spirit of God. Review the Aim Questions as the children work.

**Traffic Signal (2.ACT04ECGF10).** Give each child the GF10 pieces to the traffic signal, including the memory verse, and a colored piece of construction paper. Help the children glue the pieces into position and read what the red and green lights say. “In today’s Bible Adventure, God was teaching the people to tell the truth. He did not want lies in His church family.”

**Preschool Page for Parents (2.ACT04ECPPP).** Send a page home with each child, encouraging parents to reinforce the Bible truths at home. Spend a few minutes before the children go home creatively reviewing the memory verse song.



The people in Jesus' church loved each other and wanted to share what they had.



Barnabas sold his field and brought the money to the apostles for the people who needed some.



Ananias and Sapphira made a plan to lie to the apostles about the money they gave.




Ananias lied and said he was giving all of the money from his field, but he kept some for himself.




Sapphira also lied to Peter about the money. God punished both Ananias and Sapphira for lying.



Share what you have with those who need it.




# Acts 5:4 Memory Verse Necklace







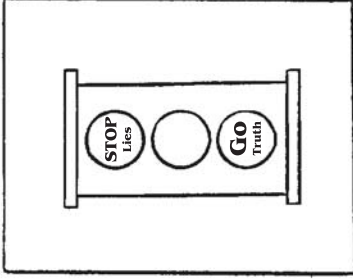

People love each other  
in Jesus' church family.



People love each other  
in Jesus' church family.

# Traffic Light

Position and paste the large rectangle first.



**You have not lied to men but to God.**  
**Acts 5:4**

April 3, 2005

Acts Chapter 4:32-5:13--Preserving the Purity of the Early Church




## This is what I learned today!

God filled His early church people with love for each other. When people had more than they needed, they would share with other Christians who needed help. Ananias and Sapphira were a married couple who pretended to be filled with the Holy Spirit. They sold one of their fields and decided to keep some of the profit for themselves. They went to the apostles and told them they were giving all the money they had received from the sale of the field to the church. Peter knew that they were lying, not only to the apostles, but to God. God punishes sin, and both Ananias and Sapphira died that very day. When the people heard about Ananias and Sapphira, they knew that telling the truth was very important to God. God would not let liars hurt His church family.

**Acts Memory Verse**  
**You have not lied to men**  
**but to God. Acts 5:4**

**Tell  
the  
Truth**



Play a game with coins with your young child. Hide one coin in one of your closed fists and two coins in the other. See if your child can guess which hand has two coins. Open the hand he points to. He will want to play this again and again, and then he will want to hide the coins in his own hands. Tell your child that this is a fun game, but Ananias and Sapphira hid coins and then lied about how much they were hiding. God does not want His people to lie. God punished Ananias and Sapphira (pretend to discipline the people above as you would discipline your child). Each time your child tells a lie, discipline your child and remind him that God wants His children to always tell the truth every time.

**Acts 5:4 Memory Verse Song**  
"Deep and Wide"

You have not lied to men  
But to God. Acts chapter five, verse four.  
You have not lied to men  
But to God. Acts chapter five, verse four.



Ananias and Sapphira lied to the apostles about how much money they were giving.