

ACTS CHAPTER 3:1-4:31

Salvation Is Found in Christ Alone



3 2-Year-Olds - Kindergarten
March 13, 2005
2.ACT03EC

SHOOK _____

☞
MEMORY
VERSE

☞
There is no
other name
under heaven
given to men
by which we
must be
saved.

☞
Acts 4:12
NIV
☞

Teacher Tip. Following are some ideas of how to make the Bible an important ingredient in your classroom. Display a classroom Bible and refer to it for different activities. An open Bible on your lap during the Bible Adventure helps the children learn that the stories you tell come from this special book. As the children grow, they will remember the stories you told from this book and be ready to accept it as God's Word to them. Invite your preschoolers to look at your open Bible while you read a Bible verse to them. They will enjoy pretending to read God's words with you. You can show your respect for God's Word by having a clean Bible to read to the children. Your Bible at home may have many messages in it to help you remember and understand. Nursery children, however, will see only scribbling and think that they can draw or write in the Bibles at church. Some of the children may be ready to learn how to open and close a Bible and how to turn pages. Show them how to get Bibles from a shelf and put them away carefully. Reinforce the idea that the Bible has God's words in it as you read to them each week during the lesson.

Make-a-Temple (2.ACT03ECGF7). Supplies: construction paper, liquid glue, craft sticks, GF7 Bible verse, GF7 Jesus name, and GF7 picture of Jesus. Give each child a piece of construction paper and craft sticks. On each paper make a simple outline of a house with glue. Show the children how to put their sticks on the glue. Some of the sticks may need to be cut into different lengths with heavy duty scissors. As the children are working, tell them that they are making a temple. "In today's Bible Adventure, we are going to hear what happened to Peter and John at the temple building in Jerusalem." Later in the morning, give the children the GF7 picture of Jesus, memory verse, and name "Jesus. Have them choose the best place to glue their Bible verse and picture of Jesus. Sing the Acts 4:12 Memory Verse Song as the children work.

What Do You Do When You Can't Walk? Allow children to use pieces of equipment, such as crutches, cane, wheelchair, or walker, to try to get around. If there is a child in the class who uses any of these walking aids, ask him or her to talk about how the wheelchair or walking aid helps. Two strong leaders could also lift the children individually by using the "fireman's carry" to show how the lame man in today's story needed to be carried to the gate each day. "In our Bible Adventure today, we will hear about a man who had no helps like these in getting around. Every day, someone carried him to the temple so that he could sit there all day, holding out a cup, asking for money. How do you think he felt?"

Temple Construction. Supplies: large box, butcher paper, markers. Bring a big box and cover it with butcher paper before class. Lay it on its side so that the two ends are open. On one of the sides, draw a door and windows so it looks like a building. Let the children go in and out of the "temple." Talk about how today we are going to hear about a lame man who was begging for money at the temple. Use the temple during your story time by having a teacher sit outside of it with a cup and be the lame man.

Memory Verse Review (Last week's 2.ACT02ECGF04). "Last week we learned that after the apostles and the rest of Jesus' church family received the Holy Spirit, they began to tell people something. Do you remember what the Christians were telling people? That's right, they were telling people that Jesus was alive and that the people needed to turn away from their selfish, sinful ways to follow Jesus' right ways. Do you remember what we call a person who tells other people about what he has seen? We call that person a witness. Today we're going to learn about what happened to Peter and John who were apostle witnesses for Jesus. Let's sing our memory verse song, 'Acts 1:8,' from last week while we color our pictures showing people being sorry for wanting Jesus killed. Many people believed the apostles' teaching that Jesus is the the holy Son of God." Dabs of glitter glue can be added over the tear drops and allowed to dry after the picture is colored.

Witnessing (Object and Sound Identification). "Witnesses tell what they have seen and heard. I am going to give you an opportunity to be witnesses of something you see." Place an object in a bag and ask a child to come up, look in the bag, and tell the other children what he sees. Then he can pull out the object and show it. Place another object in the bag and select another child to be a witness. Continue until everyone has had a turn. This could be repeated with sounds from a CD of sounds, giving the children an opportunity to be witnesses of something they hear, also. "There are some witnesses in the Bible Adventure today, and they have something special to share with us."

Wheelchair Activity Page (2.ACT03ECGF8 and 2.ACT03ECGF9). Let the children color the picture of the child in a wheelchair playing with his friend. Talk about what it would be like to use a wheelchair to get around all the time. "What would you not be able to do if you couldn't walk on your legs? In the Bible Adventure today, we will hear about a man who couldn't walk, but he didn't have a wheelchair, either. He had to sit in one place, all day, holding out a cup for money." Let the children tear off bits of green and brown construction paper and glue them to the tree. They can glue yarn around the wheel by putting a thin strip of glue around the circle and then laying the yarn on the glue. Older children can cut out GF9 wheels and match them to the wheels on the GF8 page. Then they can glue them down.

Catching Money in a Cup. "In today's Bible Adventure, we heard about a lame man who sat at the gate outside the temple, begging people for money. That is how he made his living. He would ask for money (alms) from those people entering the temple area. Today, we will have a person sit down and try to catch money thrown toward him." Have a child sit down inside a hula hoop (can't be on his knees) and try to catch soft balls in a large container with a handle (bleach bottle with end cut off, metal mixing bowl). Two children work together, with one standing five feet away from his partner. Allow one child to throw a soft ball and, as long as his partner catches the ball (money), the two may continue their turn. If the ball isn't caught, another team of two takes their place.

Jumping Exercise. Place two ropes in a parallel position on the floor to form a river. Start with a small, narrow river and line the children up on one side. Ask them to jump across. Make the river wider and wider, allowing the children to jump across each time. "In today's Bible Adventure, we will hear about a man who could not jump. He could not even walk. Every day he had to sit in one place, holding out a cup, begging for money. I wonder what the apostles did when they saw that man?"

Witnessing Game. Ask children to sit around their tables. Place several objects known to children on a tray and take it around to each table, or have a different tray for each table. Give the children a few minutes to look at it before you cover it up with a towel. Or, show the children a picture with numerous colorful details and then take it away. Ask for details of things on the tray or in the picture. The children are being witnesses to what they have seen, just as the apostles were witnesses to Jesus going back into heaven.

Coin Pictures. Supplies needed: Lightweight aluminum foil, various coins (foreign, if possible), tape, half page of colored paper. Set up several work areas at the table. Put rolled up tape on the backs of the coins and arrange them in a grouping that would fit under a 5" x 5" piece of foil. Give the children pieces of aluminum foil. Help them lay the foil over the coins. Show them how to rub with their fingers or other blunt objects to make the coin shapes appear on their foil. When the children have completed their pictures, help them carefully tape the foil to a piece of construction paper to help preserve it. "In today's Bible Adventure, we will hear that a man was begging for money. He asked Peter and John for some money, but they gave the man something else instead. Do you recognize the coins showing on your aluminum foil? The lame man was begging for alms, which was a type of money used in Jesus' day."

"New Believers Share" Review. Set up one area with food and serving dishes so that the children can cook and serve one another. Have a leader be a grateful guest and talk about his excitement about knowing who Jesus really is. The leader could also sing a simple praise song with the servers or pray with them before eating. "Last week we learned that the people who were in the early church gathered together and shared all that they had. They met to pray together, sing praises to God, and eat together."



Presentation Ideas

Pictures 2.ACT03ECGF1 - 2. ACT03ECGF6. Color the pictures and glue them onto colored construction paper. Show these pictures as you tell the Bible Adventure. Save the pictures for review in the next lesson.

Temple Prop. Have one leader sit beside the temple that was constructed during Hook time with a cup, begging for money.

Praise God! After the Bible Adventure, jump up and sing a praise song as you hop and skip around the room.

“Jesus Is Living” Finger Play. This may also be sung to the tune of “Jesus Loves Me,” by repeating the first two lines for the stanza.

Joyfully today we sing, *(Cup hands around mouth.)*
Jesus is our risen King! *(Make crown with hands over head.)*
Jesus is living!
Yes, He is living! *(Nod head emphatically.)*
Jesus is living!
We praise our Lord today! *(Lift hands over head.)*

Bible Adventure for 2s & 3s

(Show the 2.ACT03ECGF1 picture.) One day, Peter and John were walking to the temple. It was the time when Jewish people gathered to pray. There was a man who couldn't walk and was carried to the temple every day so that he could beg for money. He held out his cup to Peter and John as they walked by. He said in a loud voice, “Money for the poor! Alms for the poor!”

Peter and John looked at the man. They had no money in their pockets to give him. *(Turn your pockets inside out to show that they are empty.)* Peter said to the crippled man, “Look at us.” The man looked at Peter and John, thinking they would put coins in his cup. Instead, Peter said, “We have no money, but we have something even better to give you. In the name of Jesus of Nazareth, walk.”

(Show the 2.ACT03ECGF2 picture.) Peter reached out and took hold of the man's right hand. When Peter helped the man stand up, God made the man's feet and ankles strong. For the first time in his life, the man could jump up and walk. *(Spread your arms wide and smile.)* The man walked and jumped all around the temple courts, praising God. He was so happy!

(Show the 2.ACT03ECGF3 picture.) People came hurrying over to see why a man was praising God and jumping around. Peter said to the crowds of people who had gathered, “Are you surprised that this lame man is walking? It is faith in Jesus that has healed this man. Repent and turn to God so that your sins will be forgiven.”

(Show the 2.ACT03ECGF4 picture.) The temple priests and temple guards were not happy that the man was jumping and praising God. They were angry with Peter and John just as they had been angry with Jesus. They did not believe that Jesus was the Son of God. The temple guards took Peter and John away and put them in jail overnight.

(Show the 2.ACT03ECGF5 picture.) The next day, the priests and elders asked Peter and John, “Who gave you power to heal this man?”

Peter said, “It is by the name of Jesus that this man stands before you healed. We cannot stop talking about Jesus.” Peter and John were filled with the Holy Spirit's power to be Jesus' witnesses.

(Show the 2.ACT03ECGF6 picture.) When Peter and John went home and told the church family what had happened, they all felt afraid of the temple leaders putting them in jail. But they did what we should do when we are afraid. They prayed to God for help.

Do you know what happened? The ground started shaking and the church people were all filled with the Holy Spirit! Their fear of the temple leaders went away, and they went back to the temple again and kept right on preaching about Jesus.

Prayer. Dear God, thank You for Jesus who is alive in heaven with You. Thank You for the Holy Spirit who gave the apostles and the people in the early church the power to tell about Jesus. In Jesus' name, amen.

Aim Questions for 2s & 3s

- 1. Who gave Peter and John power to heal the man who couldn't walk?** (God, in the name of Jesus.)
- 2. Who did the healed man jump up and praise?** (God.)
- 3. Who was filled with the power of the Holy Spirit and could not stop talking about Jesus?** (Peter, John, and all the believers.)

Bible Adventure for 4s & 5s

(Show last week's 2.ACT02ECGF1 picture of Pentecost.) When the Holy Spirit came into the disciples' hearts during the Feast of Pentecost, they became Jesus' witnesses in Jerusalem. The Holy Spirit gave the disciples power to heal people just like Jesus did.

(Show the 2.ACT03ECGF1 picture.) One day, Peter and John were walking to the temple at 3:00 in the afternoon. There was a man who was being carried to the temple area so that he could beg for money. This man couldn't walk because his legs were crippled. Every day he sat by the road, holding out his cup. He needed money for food, so he held out his cup to Peter and John as they walked by. He said in a loud voice, "Money for the poor! Alms for the poor!"

Peter and John looked at the man. They had no money in their pockets to give him. *(Turn your pockets inside out to show that they are empty.)* Peter said to the crippled man, "Look at us." The man looked at Peter and John, thinking they would put coins in his cup. Instead, Peter said, "We have no money, but we have something even better to give you. In the name of Jesus of Nazareth, walk."

(Show the 2.ACT03ECGF2 picture.) Peter reached out and took hold of the man's right hand. When Peter helped the man stand up, God made the man's feet and ankles strong. For the first time in his life, the man could jump up and walk. *(Spread your arms wide and smile.)* The man walked and jumped all around the temple courts, praising God. He told everyone that God had made him well. He was so happy!

(Show the 2.ACT03ECGF3 picture.) People came hurrying over to see why a man was praising God and jumping around. Peter said to the crowds of people who had gathered, "Why are you surprised that this lame man is walking? It is faith in Jesus that has healed this man. Repent and turn to God so that your sins will be forgiven."

(Show the 2.ACT03ECGF4 picture.) The temple priests and temple guards were not happy that the man was jumping and praising God. They were angry with Peter and John just as they had been angry with Jesus. The temple guards took Peter and John away and put them in jail overnight.

(Show the 2.ACT03ECGF5 picture.) The next day, the priests and elders met together to decide what to do. They brought Peter and John and the healed man before them. They asked Peter and John, "Who gave you power to heal this man?"

Peter said, "It is by the name of Jesus that this man stands before you healed. Salvation comes only through Jesus."

The temple leaders asked Peter and John to leave the room so that they could decide what to do with them. One of the temple leaders said, "We have to make these men stop talking about Jesus! Let's tell them we will put them in jail if they don't stop."

The priests called Peter and John back into the room and said, "Don't ever preach about Jesus again or we will beat you and put you in jail." Uh-oh! What do you think the apostles said to him?

Peter and John were filled with the Holy Spirit's power to be Jesus' witnesses and they said, "We cannot stop talking about Jesus. Salvation is found only in Jesus." The brave apostles wanted to obey Jesus more than anyone else.

(Show the 2.ACT03ECGF6 picture.) The temple leaders let Peter and John go home this time because they didn't know what else to do. When Peter and John went home and told the church family what had happened, they all felt afraid of the temple leaders and the threat of jail and beatings. Their hearts were going, "Thump! Thump! Thump!"

The apostles did what we should do when we are afraid. They prayed to God for help. They said, "Powerful God, You made the heaven and sky and sea. You can do anything! Please help us be brave to be Your witnesses."

Do you know what happened? The ground started shaking and they were all filled with the Holy Spirit! Their fear of the temple leaders went away, and they went back to the temple again and kept right on preaching about Jesus. The Holy Spirit was giving them power to be Jesus' witnesses. I want to be a witness, too, because I believe that Jesus is the only person who can save people from their sins.

Prayer. Dear God, thank You for Jesus who is alive in heaven with You. Thank You for the Holy Spirit who gave the apostles power to tell about Jesus. Help me believe and obey You like the apostles did. In Jesus' name, amen.

Aim Questions for 4s & 5s

- 1. Who had power from God to heal the lame man at the temple area?** (Peter and John.)
 - 2. What did the temple leaders tell Peter and John about preaching?** (They told them to stop preaching about Jesus or they would be put in jail.)
 - 3. How did the apostles get courage to preach about Jesus?** (They prayed and the Holy Spirit filled them with boldness to talk about Jesus.)
 - 4. Why didn't the apostles stop preaching about Jesus?** ("Salvation is found in no one else." Acts 4:12)
-



Aim Questions. Draw the questions from the lame man's cup.

Snack Suggestion. Serve the snack in cups.

Snack Suggestion #2. Materials needed: Refrigerated ready-made biscuit dough, one or more rolling pins, aluminum foil, cooking spray, raisins, paper towels, an oven, cookie sheets, and a potholder. Have the children wash their hands. Lightly spray foil squares with cooking-oil spray and distribute them to the children to use as a work surface. Give each child dough for one biscuit. Have the children take turns using the rolling pin to roll their biscuits flat. Set out raisins and help them write the word "Joy" on their biscuits. (It will help if you have already written "Joy" on a piece of paper so that the children may copy the letters.) Put the biscuits on the cookie sheet and bake them until they're golden. Ask a helper to take the biscuits to an oven and return them when they're done. As the children eat, ask what joy means to them. What do they look like when they feel joyful? When do they feel joyful? Who was joyful in today's Bible Adventure?

Transition Activity. Take the children on a "witnessing journey" around the room, marching in line, and singing "Go Tell It" from the Song section. Lead them around the room, outside, down the hall, however you are comfortable, and finish by coming back to the room for the next activity. You could have the children whisper the song as you all hunch down as though gathering around a campfire before you have them sit down. "We have been pretending to be on a short trip to the temple area to witness for Jesus, just like Apostle Peter and Apostle John did when they told people that Jesus was alive in heaven."

Jumping for Joy Activity Page (2.ACT03ECGF10 and 2.ACT03ECGF11). Give each child a GF10 page and a GF11 healed man that has been cut out. Attach the healed man with a brad paper fastener to the center of the GF10 page. This man can be jumping and dancing because God has made him walk. Sing a praise song and/or the Acts 4:12 Memory Verse Song as the children move their men around.

Beggar Cup Project (2.ACT03ECGF12). Supplies: paper cups, color markers, GF12 paper coins. After the children have colored their cups and cut out the coins, they can put the coins in their cups. Talk about how the man in our Bible Adventure couldn't walk. Ask a child if he can roll on the floor, without using his legs, while holding his cup and not losing any of the coins out of it. Allow other children to try the same idea. "The lame man had to hold out his cup for money to buy food. But the Holy Spirit gave Peter the power to heal the man. He jumped up and praised God! After that, he didn't need to roll on the ground with his cup any more!"

Story Reinforcement Song. "We Won't Stop" (song from the Song section) retells what happened to Peter and John in the story. While the children might not be able to sing this song with you, they will enjoy listening to you sing it for them, or you can sing along with a tape that you have recorded. The children might catch parts of it. Show the story pictures that go along with the words of the song. After listening to/singing with the song a few times, help the children to review the Aim questions which are addressed by it.

Witness Visor (2.ACT03ECGF13). Make visors from 9-inch paper plates. Cut them out as shown on the GF13 pattern. Let the children color and decorate their visors with GF13 review pictures and words. Talk about what is happening in the pictures. Set the visor on the child's head and tuck the cut ends behind his ears. Let the children pretend to be the apostles marching around the room wearing their visors. Sing praise songs together.

Lame Man Accordion Puppet (2.ACT03ECGF14). Use the GF14 pattern to make the lame man puppet body and round head out of heavy weight paper. Cut out and fold the legs accordion style. Tape the head on the body. Punch a hole in the top of the head and put a reinforcer around it. Tie a 36" piece of string to each or use a length of rubber band. While reviewing the Bible Adventure, make the lame man figure sit on the floor and pretend that Peter and John are walking toward him. When the lame man is healed, pull him up by the string and make him walk and jump and praise God.

“And the House Shook” Activity. Provide a queen-sized sheet and have the children sit around it with crossed legs (no legs extended under the sheet). On a signal from the teacher, everyone lifts the sheet at the same time and shakes it. On a signal from the teacher, the sheet stops and goes back down to the floor. Have one child stand in the middle of the sheet. Shake the sheet as before and have him try to walk around on top. Can he stay standing? Ask the children what shook in today’s Bible Adventure.

“Lame/Healed” Game. This game is like “Duck, Duck, Goose.” Have all the children sit in a circle. Put a Band-Aid on each child’s leg. Tell them that they are going to pretend to be crippled like the man in our Bible Adventure. One child walks around the circle saying, “Lame, lame, lame.” When he says, “Healed,” that child will stand up and chase the first person around the circle saying, “Jesus is the Savior! He healed me!” The first child tries to get back to the empty place in the circle and sit down. A large, evenly spaced circle works best for this game. The healed person puts his bandage in the garbage can and then takes his turn choosing someone in the circle who is still wearing a Band-Aid.

Chant Activity. Divide the children into two groups and have them stand on opposite sides of the room. One group says, “Jesus is dead. Stop talking.” The other group says, “Jesus is the Savior. Believe in Him.” Because some children will not want to play the part of the religious leaders who don’t believe in Jesus, one or two teachers could play that part. Ask the children, “Which group do you think is like the apostles, and which group is like the temple leaders? This activity could precede acting out the Bible Adventure. (See Review below.)

Bible Adventure Review. Choose the following characters to take part in this play: Peter (tape a paper with a large P on the front of his shirt), John (tape a large J on his shirt), lame man with a cup, a few temple guards wearing a piece of black fabric tied around their arms, temple leaders wearing a towel over their shoulders, and other people in the crowd (who could wear sun glasses or funny hats). Act out the Bible Adventure with your prompting. (Younger children could follow you in actions for each statement about the Bible Adventure. For example, when Peter tells the people, “Jesus is the Savior. Repent of your sins and believe in Jesus,” put your hands around your mouth like a megaphone.)

1. Peter tells the people about Jesus.
2. A few of the people in the crowd say they believe that Jesus is the Savior.
3. Peter and John walk to the temple and see a lame man.
4. The lame man is begging for money.
5. Peter lifts him up by his right hand and he is healed.
6. The lame man jumps and thanks God everywhere he goes (around the room!). He tells people that God made him well.
7. Temple guards angrily grab Peter and John and pretend to handcuff them. They scold them and ask them to quit talking about Jesus.
8. Peter and John say they know Jesus is God and is alive and they have to tell others about Him.
9. A leader tells them to quit talking.
10. Peter and John say, “We cannot stop talking about Jesus. We have to tell what we have seen.”
11. The guards let them go.
12. Peter and John walk home.
13. Peter and John kneel to pray and ask God for help. They feel the house shake.
14. Peter and John continue to speak for Jesus with the Holy Spirit’s power.

Songs.

Acts 4:12 Memory Verse Song (tune: "Clap Your Hands").

There is no other na-ame
Under heaven given to me-en
By which we must be sa-aved.
Acts chapter fo-our and verse twelve.
Je-sus! Je-sus! Acts chapter fo-our and verse twelve.
Je-sus! Je-sus! Acts chapter fo-our and verse twelve.

Go Tell It (tune: "Go Tell It on the Mountain").

Go tell it to the people, over the hills and everywhere.
Go tell it to the people that Jesus Christ is alive.

We Won't Stop (tune: "Did You Ever See a Lassie?").

"Sto-op!" said the temple rulers, "Don't speak anymo-ore,
"A-about the risen Jesus, whom you say is Lord."
"We won't stop!" said Peter.
"We can't stop!" said Jo-ohn.
So they ke-ept right on teaching about the Holy One.

I Know Jesus Is Alive (tune: "Mary Had a Little Lamb").

I know Jesus is alive,
He's alive; He's alive.
I know Jesus is alive,
So I'm telling you.

Singing Game. To the tune of "London Bridge," sing the following song. On the last line, gather several children in your arms and give them all a hug. Continue until all the children have been hugged.

1. Silver and gold I don't have,
I don't have, I don't have.
Silver and gold I don't have,
But I'll give you better.
2. Walking, jumping, praising God,
Praising God, praising God.
Walking, jumping, praising God,
The lame man was healed.



TOOK

Bible Adventure Review Activity Page (2.ACT03ECGF5 and

2.ACT03ECGF15). Let the children color their GF5 pictures as you emphasize the fact that the Holy Spirit made Peter and John bold to speak the truth about Jesus even though the Sanhedrin leaders wanted them to stop. Give each child a GF15 picture of the praying disciples to glue on their GF5 page. Then let the children choose a GF15 picture of something that might scare them and have them glue it on their GF5 page. When the disciples were afraid, they prayed to God for strength and power to be witnesses for Jesus. When we are afraid, we can pray to God, too, and ask Him to help us be good witnesses for Jesus.

Witness Megaphone (2.ACT03ECGF16). Have the children decorate their GF16 megaphones with crayons, markers, glitter, or stickers. Tape the megaphones closed. Megaphones are used to spread news to people loudly and clearly. Tell the children that we want to tell the Good News that Jesus is alive to everyone. This week, they can sing "I Know Jesus Is Alive" with their parents. Practice singing the song a few times together.

"Jesus Helps Me Praise God" Activity Page (2.ACT03ECGF17). Follow the directions on the GF17 sheet. Talk about how happy the lame man was when he was healed and found out about Jesus. "Are we happy when we talk about Jesus? Do we have thankful hearts that praise God?"

Memory Verse Review. This is best done with older children. Sit in a circle with the children. Ask one child to cover her ears and then whisper a section of the memory verse to the child sitting on both sides of her. See how it comes out when the whispered message meets in the middle. Continue until the whole verse has been said. Talk about the children being witnesses as they share this verse with others.

Missionary Bean Bag Activity. Place a world map on the floor with big "X's" marking places where we have missionaries. Children get three tries to get a bean bag on an "X." When they do, tell them the name of the missionary and say, "What do the Belches tell the people in Venezuela? Yes, they tell them that Jesus is the Savior and that He's alive. They never stop being a witness for Jesus there. They say, 'Jesus is alive and He loves you!'"

Preschool Page for Parents (2.ACT03ECPPP). Send a page home with each child, encouraging parents to reinforce the Bible truths at home. Spend a few minutes before the children go home creatively reviewing the memory verse song.



Peter and John told the lame beggar, "We have something better for you than money."




Peter said to the lame man, "In the name of Jesus of Nazareth, walk."



Peter told the crowd, "It is faith in Jesus that has healed this man. Repent and turn to God."




The temple leaders were angry with Peter and John and put them in jail overnight.



The Sanhedrin told Peter and John to stop talking about Jesus, but they said,
"We cannot stop talking about Jesus. Salvation is found only in Jesus."




The believers prayed to God, "Please help us be brave to be Your witnesses."
God filled the apostles with the Holy Spirit, and they kept on preaching about Jesus.



Jesus

There is no other name under heaven
given to men by which we must be saved.
Acts 4:12




There is no other name under heaven
given to men by which we must be saved.
Acts 4:12

Jesus



Jesus

There is no other name under heaven
given to men by which we must be saved.
Acts 4:12




There is no other name under heaven
given to men by which we must be saved.
Acts 4:12

Jesus



Wheels for "Wheelchair Activity Page"


Cut the wheels apart and give each child six wheels to glue on the matching wheels on the 2.ACT03ECGF8 page.





The lame beggar jumped for joy and praised God when Peter and John healed him.






Witness Visor

Jesus is the Savior

Jesus is the Savior



Lame man begging




Lame man
healed



Peter and John arrested



Disciples praying for courage



Lame man begging




Lame man
healed



Peter and John arrested



Disciples praying for courage



Lame man begging



Lame man
healed



Peter and John arrested

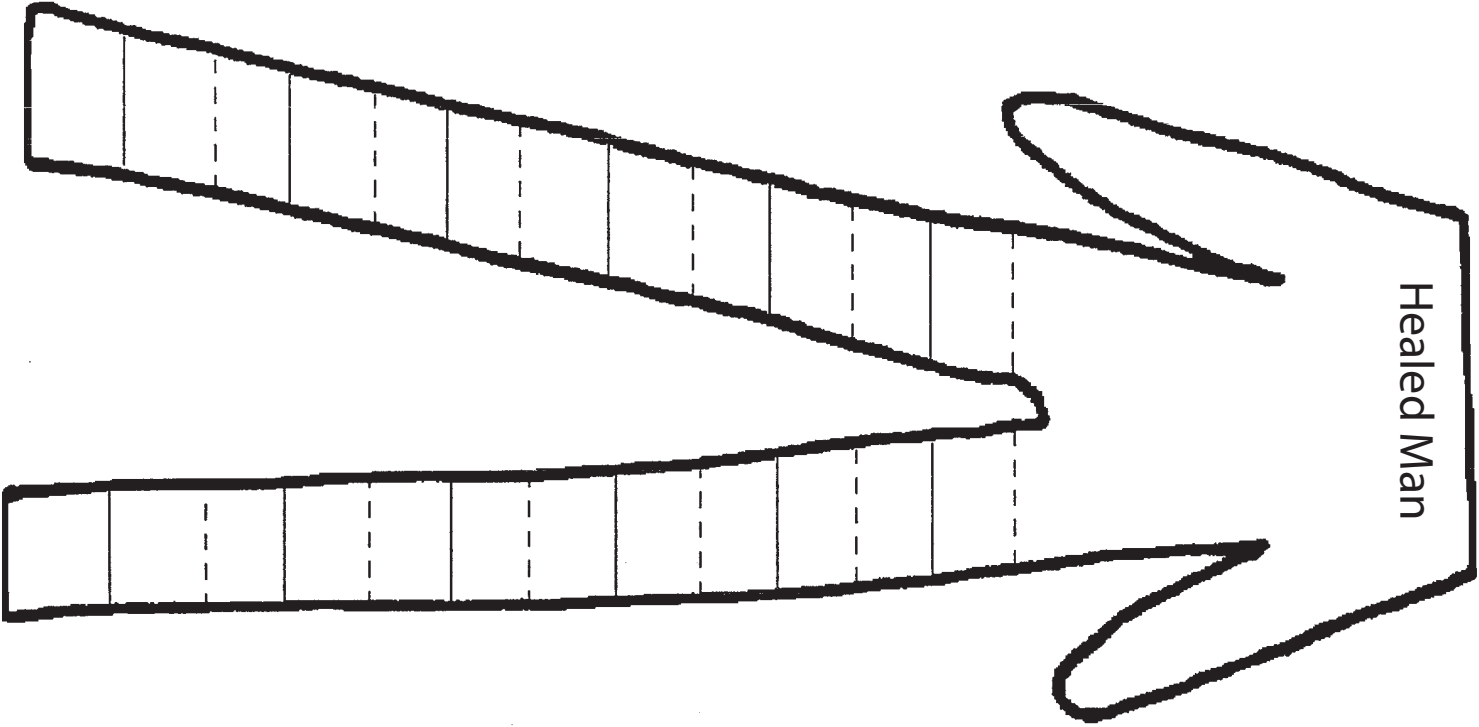


Disciples praying for courage

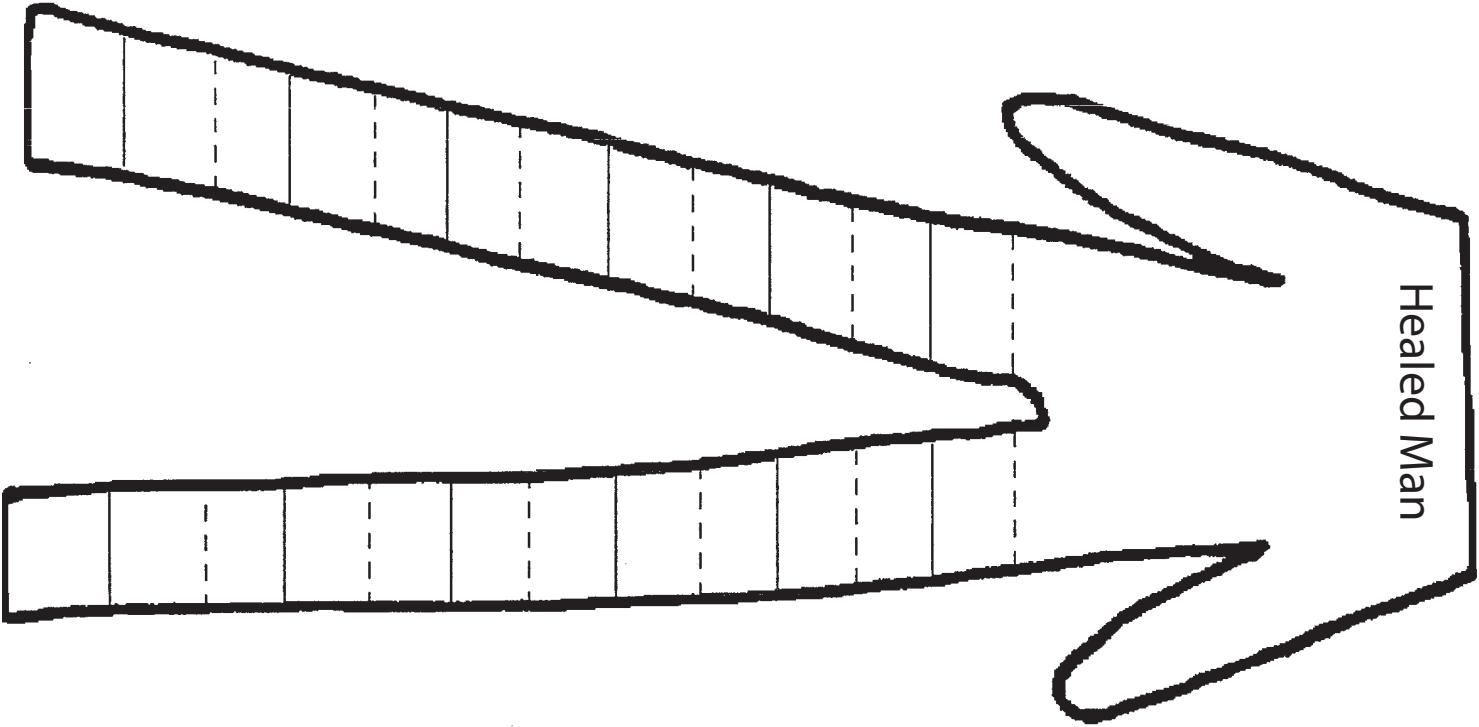
Jesus is the Savior



Healed Man



Healed Man





The apostles prayed for boldness to be witnesses for Jesus.

Pray to be a brave witness for Jesus when you are afraid.



The apostles prayed for boldness to be witnesses for Jesus.









The apostles prayed for boldness to be witnesses for Jesus.



The apostles prayed for boldness to be witnesses for Jesus.


I Know Jesus Is Alive
(tune: "Mary Had a Little Lamb")
I know Jesus is alive. He's alive! He's alive!
I know Jesus is alive, so I'm telling you.

Jesus Helps Me Praise God



JESUS

There is no other name
under heaven given to men
by which we must
be saved. Acts 4:12



Circle the people who are happy because they have heard about Jesus. Draw smiles on the other people who want to hear about Jesus.

Remember:
Tell others about
Jesus, just like
the apostles.
Don't be afraid
to speak out!

March 13, 2005

Acts Chapter 2:1-4:31--Salvation Is Found in Christ Alone




This is what I learned today!

Peter and John went to the temple and saw a lame man begging at the gate. The man asked for money but Peter healed him in the name of Jesus. The man got up and went into the temple praising God. Peter boldly taught about Jesus to the crowd who gathered around looking at the healed man. The priests of the temple put Peter and John in jail overnight for teaching about Jesus. The next day, Peter, John, and the healed man faced the Sanhedrin elders who threatened to put them back in jail. The apostles said they could not stop preaching about Jesus. They were allowed to go home, and they prayed with the church family for boldness. The house shook, and they were filled with the Holy Spirit who gave them the power to be Jesus' witnesses.

Acts Memory Verse

There is no other name under
heaven given to men by which
we must be saved. Acts 4:12

Praise God with Words and Actions



Associate happy songs and actions with the Bible and the Lord Jesus. Young children always love simple role play. Show your child how to hold out a cup and say, "Alms for the poor!" like the lame man in the Bible story. An adult or another child can say, "In the name of Jesus, walk!" The lame person jumps up and dances around, singing the song below. Switch roles and play this game over and over. It is repetition and your enthusiasm for Jesus that will imprint God's Word in your young child's mind and heart.

I Know Jesus Is Alive
"Mary Had a Little Lamb"

I know Jesus is alive. He's alive! He's alive!
I know Jesus is alive, so I'm telling you.



Peter said to the lame man, "In the name of Jesus of Nazareth, walk."