

ACTS CHAPTER 2

The Birth of the Church



2 2-Year-Olds - Kindergarten
March 6, 2005
2.ACT02EC

SHOOK _____

☞
MEMORY
VERSE
☞
You will be
My witnesses.
☞
Acts 1:8
NIV
☞

Teacher Tip. Effective control of our language as teachers helps develop self-confidence in preschoolers. The value of talking with children cannot be overstated because they learn all they know about language from listening to and imitating others. Thus, talking to children, not silly, patronizing baby talk, but honest-to-goodness conversation, is the best way to establish language patterns. The suggestions in this curriculum lend themselves well to conversing with children, listening attentively to them, responding to their questions, reading to them, praising their successes, and clarifying their misconceptions. This kind of interchange brings richness to adult-child relationships.

What is the Feast of Pentecost? "It was fifty days after the Passover when Jesus had died on a cross and then come back to life. Jerusalem was full of people who had come from every nation of the world to celebrate the Feast of Pentecost. It was a time when the food was gathered in by the Jewish farmers. This first harvest of food from the fields was then given to God by the people. God wanted the first and best of the crops of the land from His people. We are also going to do a little harvesting ourselves in the classroom." Provide toy rakes, hoes or shovels, and a dust pan. Have the children rake up blocks, wadded up pieces of paper, etc., into the dustpan and carry it to the "temple" (receptacle) to be collected. Repeat as interest allows.

Foreign Language Introduction. Teach the children the phrase "Jesus is alive" in a foreign language by having someone visit your classroom who speaks another language. Let the children practice the words over and over. Bring pictures of children or adults in their native dress who would speak that language. Ideally, invite one of our missionaries to visit your class wearing the typical native dress of his missionary country. Have him explain how he tells people that "Jesus is alive." It would be fun to say the memory verse in a foreign language, too. If a missionary is not available to visit, let the children say their words into a tape recorder to send the tape to your class missionary so they can be encouraged. (Our Mission's secretary will help you get any packages to the missionaries.) In today's Bible Adventure, the disciples will be able to speak a language that they had never learned until the Holy Spirit gave them the words to speak to people from all over the world.

Listening Activity. Listen to a tape with different sounds on it. Stop and ask the children to identify what sound they have just heard. Have the final sound you

Dress-up (2.ACT02ECGF7). Bring objects (musical instruments, games, baskets, etc.) or clothing items that represent several different countries where our missionaries live. Let the children try on the different clothes and explain what the objects would be used for. Bring a world globe to class. Show the children where they might wear these clothes. Tape GF7 pictures of children's faces on different countries on the globe. "In today's Bible Adventure, we will learn that the apostles were able to speak to Jews from other countries because they were given special power by God through the Holy Spirit. Jews were amazed to hear God's Word spoken in their own language."

Blow the Ping Pong Ball Activity. Ask children to kneel around a low table. Divide the table in half with a piece of masking tape. The children on one side are a team and the children on the other side are a team. Their goal is to blow the ping pong ball to the other side so that it goes off the table. You can play until each team has won three times and then let other children take turns. Talk about how windy it sounded! Tell the children to listen for wind again later this morning.

"What Is an Apostle?" Review Page (Last week's 2.ACT01ECGF10). "Apostles were chosen and sent by Jesus (Luke 6:13) to tell the Good News Gospel about Jesus. They were witnesses to Jesus' miracles and His coming back to life. They were given special powers by God to do miracles. This proved they had been chosen to do God's work. There are no apostles today. Christ has given us the Holy Spirit to apply God's Word in our lives as God's people." Give the children a review GF10 picture and explain that the disciples in the picture are now known as apostles because they witnessed everything Jesus said and did on earth. They were given special power to heal people and to teach God's truth to all parts of the world. Give the children a set of review GF10 pictures of apostles that have been cut apart. Let the children match the pictures to the GF10 page and glue them on it. Review the names of the apostles as the children work.

The Early Church Play Activity. Provide dishes, tables and chairs, and play food for the children to cook and serve each other. Talk about the people in God's early church who shared with each other every day. They ate together, prayed together, and shared what they had with each other. Comment on the children serving each other like the new believers who believed what the apostles taught about God.

Transition to Story Time. Have the children put their hands over their mouths and make a sound like a quiet breeze gently blowing. Ask them to make this sound as they make their way to their chairs. The wind stops when everyone is in his or her chair. Tell the children that in the Bible Adventure today, they will hear about the sound of the wind blowing.



Presentation Ideas

Pictures 2.ACT02ECGF1 - 2. ACT02ECGF6. Color the pictures and glue them onto colored construction paper. Show these pictures as you tell the Bible Adventure. Save the pictures for review in the next lesson.

Song. Sing the first verse of “Acts Are Actions” several times (see Song section). Tell the children that the book of Acts tells about the actions of the apostles. We will hear how they told the Good News about Jesus wherever they went.

Speak Foreign Words. Ask your department leader to help you with Spanish, French, and Bam Bam pronunciation of the words “Jesus is alive!” Use those languages that our missionaries use when you talk about the people in Jerusalem hearing the Gospel in their own foreign languages.

Transition Song. Use the following song to help gather the children's attention before you begin the Bible Adventure.

Listening Ears (tune: "Farmer in the Dell") from *Sing-Along Songs* © 1992

Gospel Light Productions.

Put on your list'nin ears. *(Put hands to ears.)*

Put on your thinking cap. *(Point to head.)*

When you hear me call your name, *(Put hands by mouth as if shouting.)*

Stand up and give a clap.

“Here Is the Church” Finger Play.

Here is the church, *(Intertwine fingers between palms.)*

And here is the steeple. *(Put pointer fingers straight and together.)*

We open the door, *(Spread two thumbs.)*

And here are the people! *(Wiggle fingers between palms.)*

Wrapped Gift. Hold up a wrapped gift and talk about the anticipation of receiving a gift. “What was the gift the disciples were waiting for in Jerusalem?” Let the children say, “Holy Spirit,” several times. Use this in conjunction with the first paragraph of the 4's and 5's Bible Adventure. At the end of the Bible Adventure, the teacher could open the gift and have children take the Aim Questions from the gift box.

Bible Adventure for 2s & 3s

It was the Feast of Pentecost in Jerusalem. Jerusalem was full of Jewish people from every nation of the world ready to celebrate the Feast of Pentecost.

(Show the 2.ACT02ECGF1 picture.) The apostles were all together in one, big room, waiting and praying, as they had been since Jesus went up to heaven. They were waiting for the gift that Jesus had promised them.

(Begin raising your voice.) Suddenly, the apostles heard a loud noise from heaven that sounded like wind blowing. Light came toward them. This light separated and looked like little tongues of fire which came to rest on each of them. The light represented the Holy Spirit Who had come to live inside them. The Holy Spirit filled the apostles' hearts, and they began to speak in different languages that they had never learned.

(Show the 2.ACT02ECGF2 picture.) Large crowds of people heard the loud noise and came to the temple area to find out what was happening. The apostles also went to the temple area and told people, “Jesus is alive. He is the Holy One from God.”

The apostles were proclaiming the wonders of God in each person's own language. “How can this be?” the people asked.

(Show the 2.ACT02ECGF3 picture.) The Holy Spirit had given the apostles power to speak words they had not learned before. Peter stood up before the crowd and said, “The Holy Spirit of God has come to live in us just as the prophets promised. Jesus is alive, and He wants you to be a part of His church family.”

(Show the 2.ACT02ECGF4 picture.) Many of the people who heard Peter preaching were sorry for their sins. They wanted to be saved and be in God's kingdom. The people said to Peter, "What should we do to be saved from our sins?"

Peter said, "Repent and be baptized so that your sins will be forgiven. Then you can receive the gift of the Holy Spirit, too. You can be part of Jesus' church family."

(Show the 2.ACT02ECGF5 picture.) The people listened to Peter, and three thousand people believed and were baptized on that day of Pentecost.

(Show the 2.ACT02ECGF6 picture.) The new believers wanted to know everything Jesus had taught the apostles, so they came together every day to listen to their teaching. Everyone agreed that they would gather together, pray together, eat together, listen to the apostles' teaching, and encourage each other. They were happy to be together in Jesus' church family.

Prayer. Dear God, thank You for sending Your Son, Jesus, and for sending Your Holy Spirit to live inside us when we believe in Jesus. In Jesus' name, Amen.

Aim Questions for 2s & 3s

- 1. Who was waiting and praying in a big room for the gift that Jesus had promised to send?** (The apostles.)
 - 2. What did the Holy Spirit sound and look like to the disciples?** (A loud wind and tongues of fire.)
 - 3. What did the new believers do together in Jesus' church family?** (Gathered together, prayed together, ate together, and listened to the apostles' teaching.)
-

Bible Adventure for 4s & 5s

It was the Feast of Pentecost in Jerusalem, fifty days after the day Jesus died on a cross and then come back to life. Jerusalem was full of people who had come from every nation of the world to celebrate the Feast of Pentecost.

(Show the 2.ACT02ECGF1 picture. Lower your voice as though you are telling a secret.) The apostles were all together in one, big room, waiting and praying, as they had been since Jesus went up to heaven.

(Begin raising your voice.) Suddenly, the apostles heard a loud noise that sounded like wind blowing. The noise was coming from heaven, and as the apostles looked up and around them, light came toward them. This light separated and looked like little tongues of fire which came to rest on each of them. The light represented the Holy Spirit who had come to live inside them. The Holy Spirit filled the apostles' hearts, and they began to speak in languages they had never learned.

(Show the 2.ACT02ECGF2 picture.) Large crowds of people heard the loud noise and came to the temple area to find out what was happening. The apostles also went to the temple area and told people, "Jesus is alive. He is the Savior from sin."

One of the apostles spoke in the Latin language, saying, "Jesus is alive! He is the Savior!" One apostle spoke the language of the Medes, saying, "Jesus is alive! He is the Holy One from God." The apostles had never heard these languages before, but the Holy Spirit was putting the words into their mouths.

(Show the 2.ACT02ECGF3 picture.) This was happening because the Holy Spirit had come to the apostles and had given them power to speak words they had not learned before. Peter stood up before the crowd and said, "Men of Israel,

we have all been waiting for the holy Messiah to come to us. The prophets promised the Savior would come from Bethlehem, and He has come.”

Peter looked the people in the eyes and said, “The Holy One, Jesus, did come, but you helped kill Him! You said, ‘Crucify Him,’ right along with the rest of them. Jesus died on a cross, but He came back to life. Now He has sent the Holy Spirit to live in us.”

(Show the 2.ACT02ECGF4 picture.) Many of the people who heard Peter preaching knew that his words were true. They were sorry for their sins. They wanted to be saved and be in God’s kingdom. The people said to Peter, “What should we do to be saved from our sins?”

Peter said, “Repent and be baptized so that your sins will be forgiven. Then you can receive the gift of the Holy Spirit, too. You can be part of Jesus’ church family.”

(Show the 2.ACT02ECGF5 picture.) The people listened to Peter, and three thousand people believed and were baptized. Three thousand people became part of God’s church family on that day of Pentecost. These people were happy to start a new life with Jesus. They believed that Jesus had died on the cross for their sins and that the Holy Spirit was living in their hearts.

(Show the 2.ACT02ECGF6 picture.) The new believers wanted to know everything Jesus had taught the apostles, so they came together every day to listen to their teaching. These new believers said, “We want to learn all we can about Jesus and about what the Old Testament said about Jesus.” So everyone agreed that they would be together, pray together, share the Lord’s Supper together, listen to the apostles’ teaching, and encourage each other. They were happy to be together in Jesus’ church family.

Prayer. Dear God, thank You for sending the Holy Spirit to live inside us when we believe in Jesus. Thank You for Luke who tells us about Your church family and how it all began at Pentecost. I want to learn all I can about You, too. In Jesus’ name, Amen.

Aim Questions for 4s & 5s

- 1. What happened when the gift of the Holy Spirit came to the apostles?** (They heard a loud noise; light that looked like tongues of fire came to rest on them; and they spoke in foreign languages.)
 - 2. What did the people say when they heard in their own language that Jesus was alive?** (They wondered what was happening. Some said, “What should I do to be saved?”)
 - 3. What did Peter tell them to do?** (Repent, be baptized, and receive the gift of the Holy Spirit.)
 - 4. What did the people do after they believed in Jesus?** (They became part of Jesus’ church family. They got together to learn, pray, and take communion.)
-



Aim Questions. Open a wrapped box and have the children pull their Aim Questions from it.

Snack Suggestion. “The early church consisted of people who gathered together to share and learn about God. They ate together and shared what food they had with each other. Today, I will give you each some type of food, and you are to go around to everyone at your table and give them a portion of what you have. We will be like the early church and give to others.” Provide small loaves of uncut bread, peeled oranges, a box of crackers, carrot sticks, etc., and have the children serve each other by passing out what they have with the others at their table.

Transition Idea. Blow into your hands to make the noise of a large wind as you and the children move to a new area.

Pentecost Activity Page (2.ACT02ECGF1). Allow children to color a picture of the apostles being filled with the Holy Spirit. Put a Jesus sticker on each disciple to show that he believed in Jesus (or glue little hearts on them to show they loved Jesus). Glue an orange or yellow flame torn from construction paper over each disciple, or glue strips of crepe paper streamers from the top of the page over the apostles. Talk about the Aim Questions as the children work on their pages.

Pentecost Booklet (2.ACT02ECGF8, 2.ACT02ECGF9, and 2.ACT02ECGF10). Copy a GF8 and GF9 page for each child and fold them in fourths. Tuck the folded GF9 page inside the folded GF8 page and staple them together on the left side to make a booklet. Give each child a strip of GF10 flames and let him color them yellow or orange. Let the children cut apart their flames and glue one on each person in the booklet who repented and received forgiveness from Jesus. Let the children tell you the Acts chapter two story using their booklets.

Powerful Preaching Activity Page (2.ACT02ECGF3, 2.ACT02ECGF11, 2.ACT02ECGF12 and 2.ACT02ECGF13). There are two options for this activity. One is simpler for younger children. For this option, give each child a GF3 page to color. Talk about Peter preaching about Jesus in a foreign language. Copy and cut apart the GF11 rectangles of Jesus. Roll each one up like a scroll and glue or tape it one on Peter’s hand. Older children will enjoy attaching a GF13 arm to Peter’s GF12 body with a brad paper fastener so that the arm moves up and down. Glue or tape the GF11 scroll to Peter’s movable arm.

Memory Verse Review (Acts 1:8 from 2.ACT01EC). “In the Bible Adventure we learned that the apostles received a special gift, and that they were able to speak in foreign languages. Do you remember the name of the gift that they received? Yes, they received the Holy Spirit from God. What did they do then? That’s right, they began telling everyone about Jesus, and that He was the holy Son of God; they began to speak God’s true words about Jesus. We want to speak God’s true words, also, so let’s practice saying our memory verse by singing the Acts 1:8 Memory Verse Song.” To make this an activity that involves the children’s whole bodies, you could have them march around the room and sing the song to introduce them to the fact that the apostles began to go everywhere to tell the Good News about Jesus.

Pin the Flame on the People. Provide a wall mural of several people standing together. Children can tear flame shapes out of yellow and orange construction paper. Blindfold one child and ask him to pin his flame above a person on the mural. (Young children would not be blindfolded.) After each person has had a turn, sit on the floor in front of the mural and listen to a tape of a storm.

Large Muscle Activity. Children can crouch on the floor as small as they can get. Say, "Hiding, hiding, wind." When you say, "wind," the children get up and blow and twirl like the wind. When you say, "Hiding, hiding, flames," the children get up and put their arms in the air like fire flames. Lead the children in acting out other objects like popcorn, scissors, popping balloons, jumping jacks, etc., getting down in the crouch position between each idea. Explain to the children that when the Holy Spirit came to the apostles, there was the sound of a loud wind. It wasn't wind; it just sounded like that. It was a very special day at Pentecost when the Holy Spirit came to live inside the apostles and gave them power to speak about Jesus in foreign languages.

Freezing Statues Activity. Give each child a three-foot, colored crepe paper streamer and pretend to be wind moving to music that is playing. When the music stops, the children freeze in position. Shine a flashlight on them and talk about their funny shapes! Repeat several times. You might want to tape some flames on the flashlight and cover the light with orange cellophane.

The Apostles' Fire Headband (Last week's 2.ACT01ECGF16). Make a headband by measuring a 22" strip of tag board around a child's head and stapling or taping it at the appropriate length. Tape or staple an orange or yellow flame torn or cut from construction paper to the center front. Allow the child to choose which apostle's name to write under the flame. Last week's GF16 memory verse could also be glued to the band. "The disciples became known as apostles as they were given the Holy Spirit and were able to talk in languages other than their own. They were witnesses to Jesus' coming back to life and then His going up into heaven. God gifted them with special power to help show they were sent out by God to preach the Good News about Jesus forgiving sins."

Songs.

Acts 1:8 Memory Verse Song (tune: "Muffin Man").

You will be My witnesses, witnesses, witnesses.

You will be My witnesses.

Acts one, eight.

"Acts Are Actions" Song" (tune: "Jimmy Crack Corn").

Acts are actions that show we care.

Tell the Good News everywhere.

J'ru-sa-lem and then beyond-

All around the world.

The Disciple Song (tune: "A-B-C" song).

Peter and Bartholomew

They're disciples one and two.

After them Philip and John

Matthew, Thomas and Simon

Then the Jameses--there are two

Here is Judas and Andrew.

Now at last, get this straight,

Is Matthias, who came late.

Jesus chose them, now you know.

Will you follow Him also?

I'm Gonna Sing *(with a few new words!)*.

I'm gonna sing, sing, sing; I'm gonna shout, shout, shout.

I'm gonna sing, I'm gonna shout, "Praise the Lord!"

'Cause I know that He's alive, I'm gonna tell it far and wide.

I'm gonna sing, I'm gonna shout, "Praise the Lord!"



TOOK

Holy Spirit Luminary (2.ACT02ECGF14). This luminary can be used as an object lesson at each table, or older children can each make one to take home. Put one luminary in the center of each table. Turn off the room light and see how the candlelight shines through the cross and heart. Talk about how the Holy Spirit looked like flames of light when He came on the disciples at Pentecost. The Holy Spirit came to live inside the disciples, shining His light to other people. Instructions for making a luminary are included on the GF14 page.

God's Church (2.ACT02ECGF15). "The Bible tells us that God wants us to worship together with His people. The early church met often in people's homes to worship God." We meet in homes, but we also meet in a church building. Cut out all of the pictures on the GF15 page and give a set to each child. Let the children match the cross, shrub, and window to the picture and glue them on it. Then let the children glue the worshipping people anywhere on the picture. Explain that the church is a body of believers, the people who worship and serve God, not the building itself. When we talk about "going to church," we mean going to a place where we worship God together, or going to be with the people who belong to God's church. Review the memory verse together.


Acts Travel Bag (Last week's 2.ACT01ECGF19 and 2.ACT02ECGF16). If you made an Acts Travel Bag for each child last week, place a GF16 picture or item in the children's bags. Let each child look in his own bag. Review last week's item or picture and this week's. Keep these in the classroom for weekly review.

A Three-in-One Plaque (2.ACT02ECGF17). Materials needed: Three paper plates, scissors, stapler, markers or crayons in assorted colors, tape, three GF17 pictures representing the three persons of God. Cut the rims off of the plates, leaving one rim whole. Slip the two slit plate rims around the third circle and each other to make three intertwining circles. Tape the cut ends back together on the two plates and staple the plate rims in place. Use markers or crayons to write "Father" on one plate, "Son" on the second plate, and "Holy Spirit" on the third plate. Decorate the rim of each plate with a GF17 symbol unique to each person of God, such as the Law Tablets for the Father, a cross for the Son, and a flame for the Holy Spirit.

Preschool Page for Parents (2.ACT02ECPPP). Send a page home with each child, encouraging parents to reinforce the Bible truths at home. Spend a few minutes before the children go home creatively reviewing the memory verse song.



The Holy Spirit looked like tongues of fire as He came to fill the disciples.



The Holy Spirit gave the apostles power to speak about Jesus in foreign languages.



Peter told the people to repent of their sins and believe in Jesus for forgiveness.



Many people felt sorry that they had sinned against God and wanted to know what to do.



Three thousand people repented and rejoiced because their sins were forgiven.




The new believers got together every day to learn from the apostles and to help one another.

People from Many Nations




China



America



Africa



France



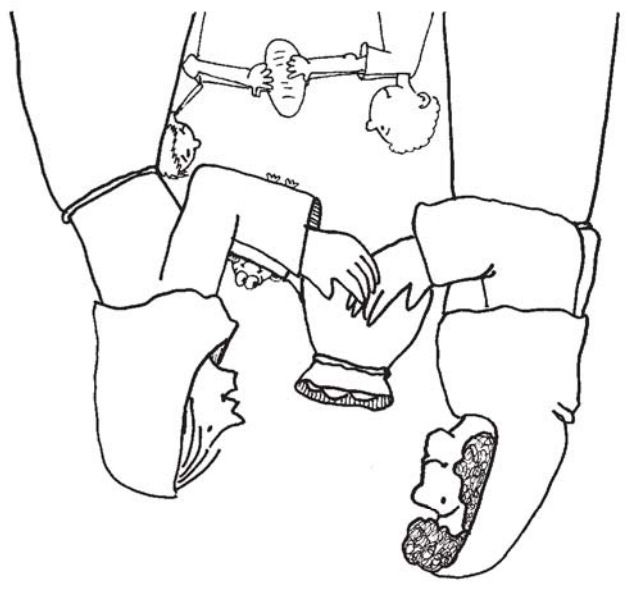
Russia



Saudi
Arabia

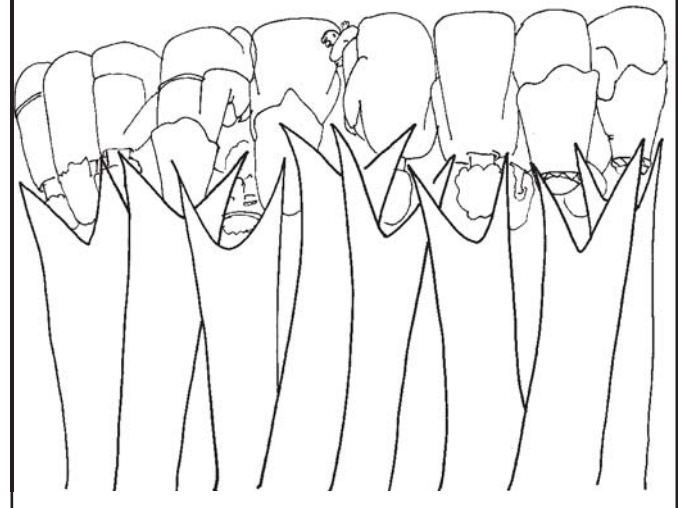
7.

The new believers got together every day to learn from the apostles and to help one another.



2.

The Holy Spirit looked like tongues of fire as He came to the disciples.



My Name

Pentecost Booklet
Acts Chapter 2

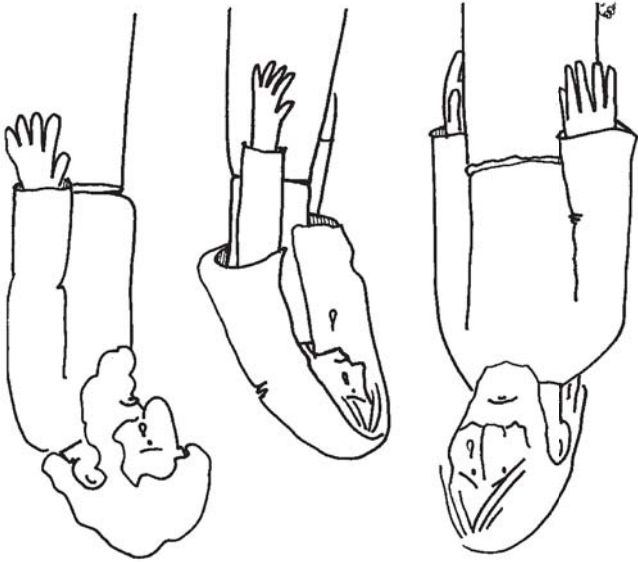


The disciples waited in Jerusalem for the gift of the Holy Spirit.

1.

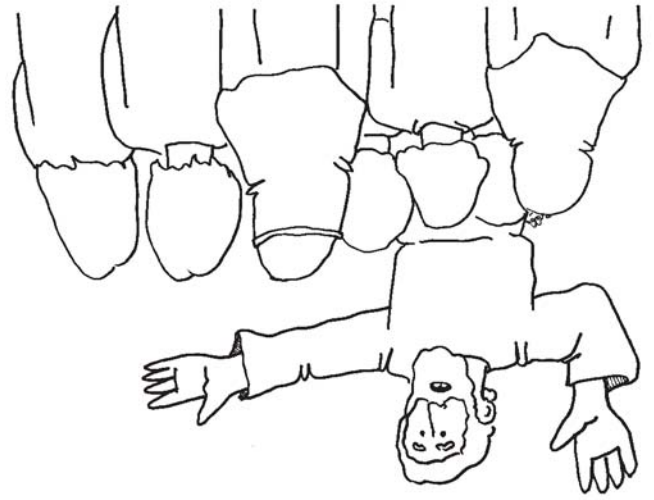
5.

Many people felt sorry for their sins and wanted to repent and be forgiven.




4.

Peter told the people to repent of their sins and believe in Jesus for forgiveness.



Three thousand people repented at Pentecost and rejoiced because their sins were forgiven.


6.



The Holy Spirit gave the apostles power to speak about Jesus in foreign languages.

3.

Tongues of Fire at Pentecost



Jesus is
the Savior.



Jesus is
the Savior.



Jesus is
the Savior.



Jesus is
the Savior.



Jesus is
the Savior.



Jesus is
the Savior.



Jesus is
the Savior.



Jesus is
the Savior.



Jesus is
the Savior.



Jesus is
the Savior.




Jesus is
the Savior.

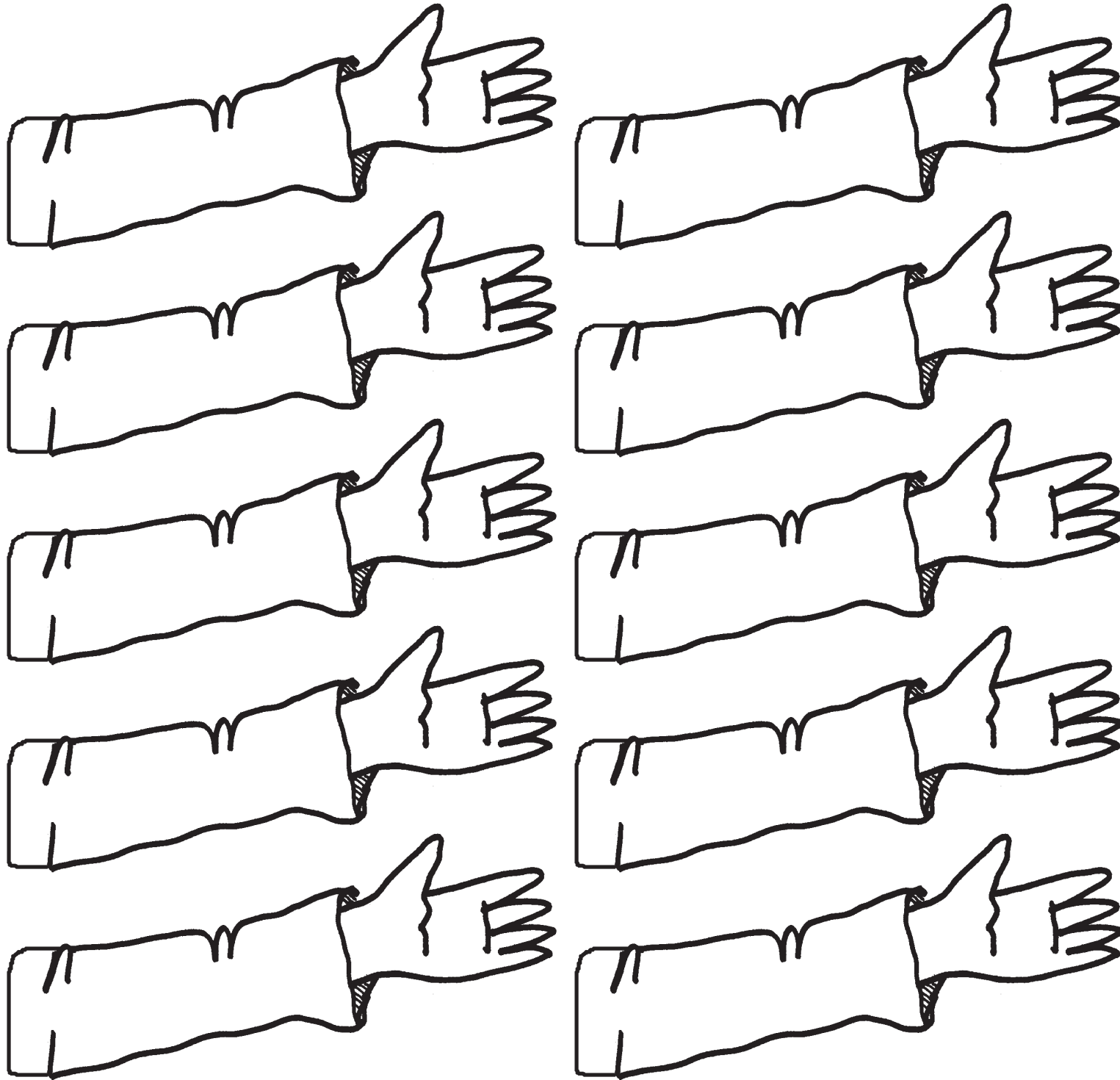


Jesus is
the Savior.

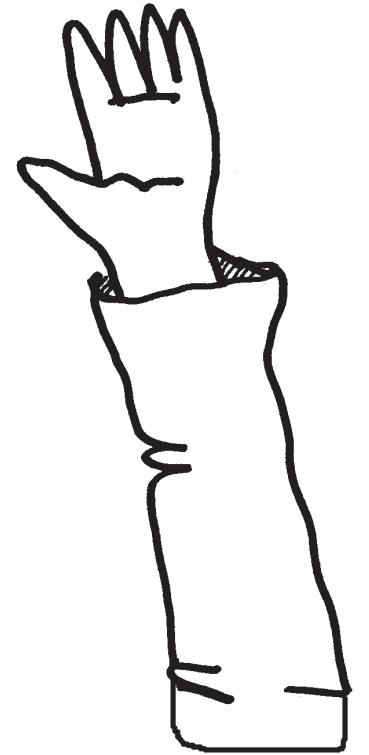





Peter told the people to repent of their sins and believe in Jesus for forgiveness.



Peter's
Arm





Holy Spirit Luminaria

On a lunch sack, trace around a heart or cross-shaped cookie cutter. Use a pencil to poke holes through the sack about 1/4 " apart all around the traced shape. Put a towel inside the luminary sack to poke the pencil into. Glue or tape the memory verse toward the bottom of the sack. Pour enough sand in the sack to cover the bottom. Place a votive candle in the sand. This activity must be closely supervised.

You will be My witnesses. Acts 1:8

You will be My witnesses. Acts 1:8

You will be My witnesses. Acts 1:8

You will be My witnesses. Acts 1:8

You will be My witnesses. Acts 1:8

You will be My witnesses. Acts 1:8

You will be My witnesses. Acts 1:8

You will be My witnesses. Acts 1:8

You will be My witnesses. Acts 1:8

You will be My witnesses. Acts 1:8

You will be My witnesses. Acts 1:8

You will be My witnesses. Acts 1:8

You will be My witnesses. Acts 1:8

You will be My witnesses. Acts 1:8

You will be My witnesses. Acts 1:8

You will be My witnesses. Acts 1:8


You will be My witnesses. Acts 1:8

You will be My witnesses. Acts 1:8

You will be My witnesses. Acts 1:8

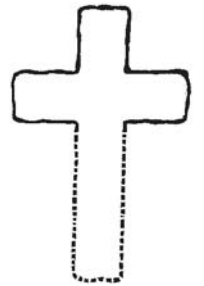






You shall be My witnesses. Acts 1:8


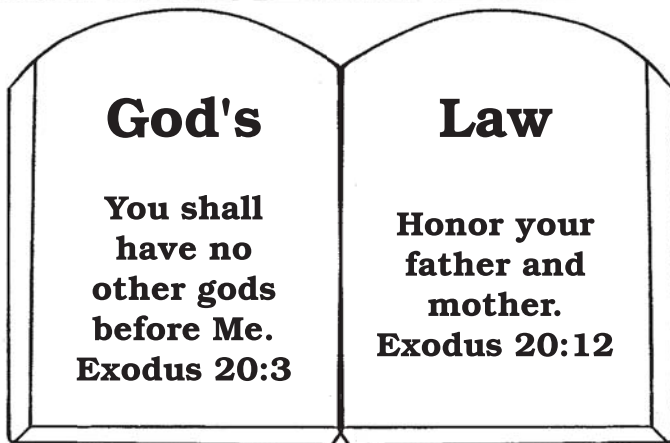
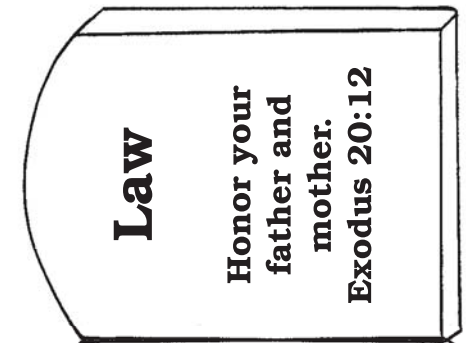

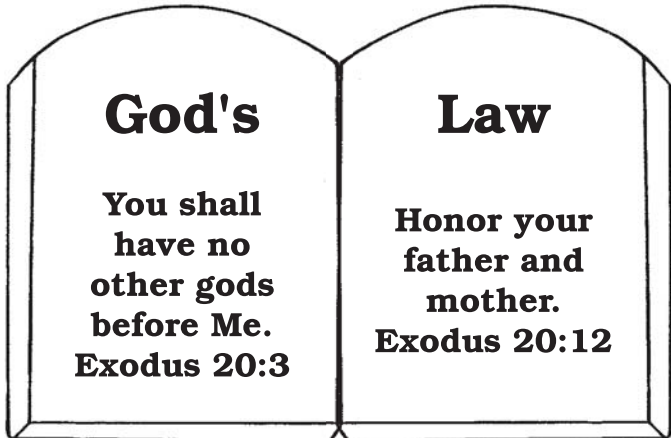
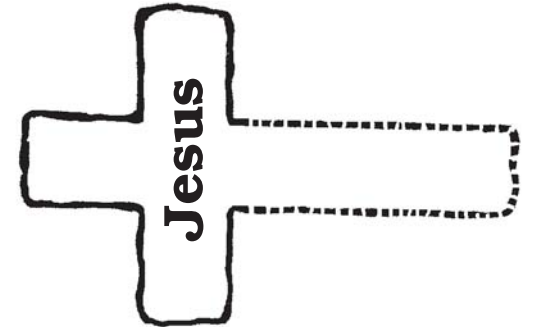

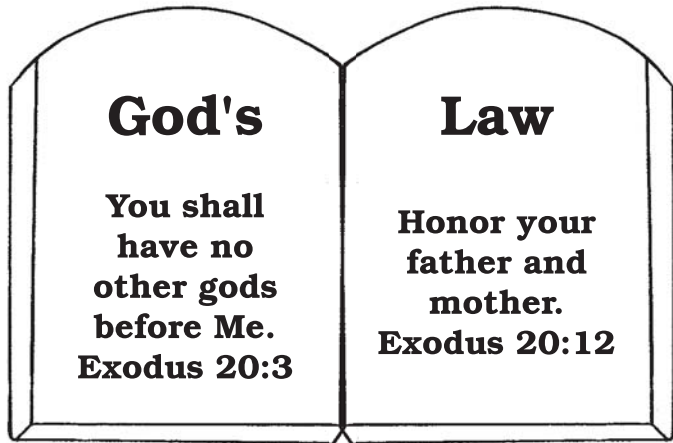


Copy and cut apart the pictures on this page. The children can match the cross, window, and shrub to the matching objects on the church and glue them on. They can also glue the worshiping people on the picture.

Cut
←








March 6, 2005

Acts Chapter 2--The Birth of the Church



This is what I learned today!

The disciples waited in Jerusalem for the promised gift just as Jesus had told them to do. On the Day of Pentecost, they heard a loud noise like a strong wind and then saw tongues of fire coming to rest over each one of them. They began to speak in languages from the countries around them even though they had never learned those languages. The Holy Spirit had come to dwell in them. Peter told all the Jews gathered that Jesus was alive even though they had nailed Him to a cross to die. Many Jews felt bad, repented of their sins, and came to believe in Jesus that day. They became part of God's church family, and the Holy Spirit came to live in their hearts, also. The new believers gathered together and shared with each other, ate and prayed together, and learned from the apostles.

Acts Memory Verse
You will be My witnesses.
Acts 1:8

Witnesses for Jesus



Nathaniel



Matthew




Peter

Cut apart the three apostles above and tape each to a craft stick or a spoon. Pretend to be the apostles who were witnesses for Jesus. Hold up one apostle puppet on a stick and say, "I'm a witness for Jesus." Then hold up another apostle and say, "Jesus is the Savior." The next puppet could say, "I love Jesus." Teach your child that you love Jesus and that you are a witness for Him. Trade puppets and repeat the whole process. If you know a foreign language, repeat the phrases in another language, like the apostles did.

I'm Gonna Sing
"I'm Gonna Sing, Sing, Sing"

I'm gonna sing, sing, sing!
I'm gonna shout, shout, shout!
I'm gonna sing, I'm gonna shout, "Praise the Lord!"
'Cause I know that He's alive,
I'm gonna tell it far and wide.
I'm gonna sing, I'm gonna shout, "Praise the Lord!"



At Pentecost, the Holy Spirit gave the apostles power to speak about Jesus in foreign languages.