

ACTS CHAPTERS 27-28

God's Sovereignty over Paul's Travel to Rome



23

2-Year-Olds - Kindergarten
August 14, 2005
2.ACT23EC

☞
MEMORY
VERSE
☞
Review
Memory
Verses
☞

SHOOK _____

Teacher Tip. Today's lesson teaches the children that God always keeps His promises and that He is powerful and will help protect people in times of danger. Because a child thinks in literal terms, he can misunderstand God's use of power. Less mature children may think that because God kept Paul safe from the storm, He will keep them safe even if they are careless. Point out that one way God keeps us safe is to remind us to obey. We have rules about not playing in the street, not running around the pool, and not playing with matches. God gives grown-ups understanding in how to help protect children. When children obey their parents, they are obeying God and are being protected by Him.

Paul in the Boat Water Activity. Ask the Children's Department for a bin of boats. Bring dishpans with two inches of water and waterproof tarps and towels. Let the children play with the boats by blowing them along with their mouths. There also could be boat races to see who gets her boat to the opposite side of the tub by using spoons to stir the water without touching the boats.

Blocks in the Shape of a Boat Activity (2.ACT23ECGF7). Request the bin of wooden blocks from the Children's Department. Let the children make the shape of a large boat on the floor (see the GF7 picture sample). Let the children get in and pretend to row the boat. "We will hear in today's Bible Adventure that Paul and the sailors were trying to keep their boat from tipping over."

Sailing Wall. Cover a 15' long by 6' high portion of your wall with butcher paper. Draw a simple sailboat on it. As the children come into class, have them stand against the boat and trace around their heads and shoulders so that it looks like they are sitting in the boat looking out. Then write their names on the traced pictures and let the children draw facial features and color them. Talk about what it would be like to sail on the water. Remind the children that God promised Paul he would get to Rome, and today we will hear about Paul's boat ride to Rome!

Bible and Book Discussion. At one table, have some fun children's books (ones that make noise, pop-up books, etc.). Include a few Bibles. Look at the books and talk about the differences between story books and the Bible. "The Bible is God's Word. God always tells the truth in the Bible. God will always keep His promises that are in the Bible." Sing "The B-I-B-L-E" from the Song section. Tie in the idea of God keeping His promises because today we will see how God kept His promise to Paul and took him to Rome.

Sailing Box. Use a big box as a boat. Cut one long side out of the box and tape the ends so that you have an open rectangle box on the floor. Help the children put on life vests, water wings, etc., and then climb into the “boat.” Pretend to sail on the sea. Jump out of the boat when a big storm comes and then get back into the boat when the storm is gone. Do this several times as interest allows. A leader could carefully push the boat (box) along the floor (over the waves). “Today, in our Bible Adventure, we will learn about Paul and how he sailed in a boat to Rome just as God had promised.”

Ping Pong Ball Boat in a Wind Storm. Draw a boat on a ping-pong ball. Ask the children to line up on two opposite sides of a table, making two teams of wind. The object is to blow the “boat” off the table on the opposite side. If they do, they score!

Boats Racing in a Storm. Using a small wading pool or large container filled with water, give children plastic spoons to make waves. The object is to get a ping-pong “boat” or other small light toy boat to the other side. Do this outside on a nice warm day. Make two rules: don’t touch the ball or other children with the spoons, and don’t splash other people! “In the Bible Adventure today, we will hear that Paul was trying to get from Caesarea to Rome by crossing the sea.”

A Blanket and a Boat. Place a boat in the middle of a small blanket, sheet, or parachute. Put children around the blanket or sheet and have them hold onto the edge. Have the children make waves but keep the boat on the wavy sea. You can make a game out of this with two teams for older children. Put two different colored boats on the sheet and see if the teams can make the other team’s boat sink by bouncing it off without bouncing off their own. “In today’s Bible Adventure, we will hear about a boat that was tossed around on big waves.”

What Will Float? Provide different items to be placed in pans of water, asking the children to guess whether they think the items will float or not. Include things like a cork, a plastic cup, a spoon, a piece of wood, a rock, etc. Ask the children if they think a boat would sink if it fell apart in the water. “In today’s Bible Adventure, we will hear about Paul’s boat that was in a big wind storm on the water. Do boats sink?”

Promised Graham Cracker Treats. When the children arrive, promise them that they will have a special snack today. Just before the Bible Adventure, instruct them to draw waves or boats on graham crackers with frosting tubes. Set these aside until after the Bible Adventure for snack time. Talk about how you made a promise and you will keep it. In the Bible Adventure they will hear about the best promise keeper!

Listen to a CD of Sounds. Make a CD or cassette tape of different sounds. Try to end with the sound of a thunder storm. In today’s Bible Adventure, the children will hear about a huge storm on the water.

Row Your Boat Activity (2.ACT23ECGF7). Use plastic pop-can-holder rings cut into sections of two rings, or cut a strip of material and tie it to make a circle. You will need one of these for each pair of children. After the children pair up and sit on the floor facing each other with their legs crossed, give each pair a holder ring or strip of material. Each child hangs onto one of the rings and leans forward and back as they sing, “Row, Row, Row Your Boat.”

Snakes. Provide several toy snakes to inspect and picture books of snakes. Discuss what a poisonous snake is and look for a picture of one in your resource books. If possible, show a snake that matches your toy snake. Talk about what happens when people are bitten by poisonous snakes. "In today's Bible Adventure, we will hear about the time when Paul was bitten by a poisonous snake. Do you think he died, or do you think he lived and preached about Jesus in Rome?"

Choose a Hand (2.ACT23ECGF7). Hide two pictures behind your back, a picture of a storm in one hand and a picture of a boat in the other. Let a child pick one hand, showing her the picture in that hand. If she chooses the storm, the child can tell about a storm she remembers or something that happens during a storm. If she chooses the boat, she can tell about a boat ride she remembers. "In the Bible Adventure today, we will hear about what happened to Paul in a boat in a storm."



Presentation Ideas

Pictures 2.ACT23ECGF1 - 2.ACT23ECGF6. Color the pictures and glue them onto colored construction paper. Show these pictures as you tell the Bible Adventure. Save the pictures for review in the next lessons.

Storm Sounds. Before the Bible Adventure, have the children practice storm sound effects. Have them clap their hands like thunder and blow air from their mouths like wind. They can snap their fingers softly to make a sound like rain falling. Intensify the noises to make a violent storm.

Rub-A-Dub-Dub.

Rub-a-dub-dub, three men in a tub,
And who do you think they be?
The butcher, the baker, the candlestick maker,
And all of them gone to sea.

Bible Adventure for 2s & 3s

(Show the 2.ACT23ECGF1 picture.) Paul was sailing in a boat far away to the city of Rome. Before long, a big storm came up. The wind blew and the rain fell. Day and night for fourteen days, the men on the boat did not eat because the storm was so bad. The sailors were afraid.

Finally, the boat captain said, "Throw everything over the side of the boat." *(Pretend to throw things over your shoulder.)* The men thought that the ship would sink to the bottom of the sea unless they got rid of some weight. *(Get a worried look on your face.)*

(Show the 2.ACT23ECGF2 picture.) Paul was not afraid of the storm because an angel of God came and stood beside him in the night. The angel said to Paul, "Don't be afraid. Everyone will be safe. You are going to preach in Rome." The wind kept blowing and the rain kept falling from the sky, but now Paul knew that they would all be safe.

(Show the 2.ACT23ECGF3 picture.) While the storm was still raging, Paul stood up before the men in the boat and said, "Don't be afraid. God has given me a promise that everyone on this boat will be safe. Eat some food now to keep

up your strength.” The men were surprised to hear Paul’s words. They didn’t know about Paul’s God, but they ate bread and felt better.

(Show the 2.ACT23ECGF4 picture.) The boat sailed closer and closer to land in the storm. Thump! The bottom of the boat got stuck on a sandbar. Finally, the boat broke apart, but all of the men who were on the boat swam safely to the shore. God had kept His promise. Everyone from the boat was safe.

(Show the 2.ACT23ECGF5 picture.) The men who lived on the island of Malta were kind to the sailors who swam to shore. The sailors were soaking wet and freezing cold (shiver as though cold), so the people on the island of Malta built a big fire for them. *(Rub your hands together as though warming them by the fire.)*

Paul gathered up an armful of sticks and, while he was throwing them on the fire, a poisonous snake came out of the sticks and bit him on the hand. *(Hold your hand out and hook a clothes pin to it.)* The men on the island saw the snake hanging on Paul’s hand and waited for him to swell up and die because there was no medicine to help him.

But God helped Paul. *(Shake the clothes pin off your hand.)* Paul didn’t swell up and die; he was just fine. When the men of Malta saw that Paul didn’t die, they thought he was a god. The people of Malta brought everyone who was sick to Paul. Paul told the people about Jesus, and God healed every sick person on the island of Malta.

When the winter was over and it was time to sail on to Rome, the islanders gave the boat captain all the supplies they needed for the journey.

(Show the 2.ACT23ECGF6 picture.) When the boat reached Rome, the soldiers took Paul to a little house where he would be staying. He had a soldier to guard him, but anyone could come to the house and listen to Paul preach about Jesus. Day after day for two years, Jews and Gentiles came to listen to Paul. Boldly he preached about the kingdom of God and taught about the Lord Jesus Christ.

Prayer. Dear God, thank You for keeping Paul safe in the storm. Thank You for giving him courage to talk about Jesus. We love You, in Jesus’ name, Amen.

Aim Questions for 2s & 3s

- 1. Who sailed for Rome on a ship that broke apart in a storm?** (Paul and many others.)
- 2. Who told Paul that everyone on the ship would be safe and that Paul would preach in Rome?** (Angel of God.)
- 3. Who made it safely to Rome and taught Jews and Gentiles about the kingdom of God and the Lord Jesus Christ?** (Paul.)

Bible Adventure for 4s & 5s

(Show the review 2.ACT20ECGF2 picture.) The Angel of the Lord told Paul one night in Jerusalem that he would preach the gospel in the city of Rome, far from Jerusalem. *(Show a large map of the Mediterranean Sea. Hold up a boat and move it from one side to another.)*

(Show the 2.ACT23ECGF1 picture.) A Roman centurion took Paul on a big boat across the water. There were two hundred and seventy-six men on the boat. The boat sailed along on the water, but before long, a big storm came up. *(Have the children do their storm sound effects as you rock the boat violently up and down and around.)*

The wind blew and rain fell day after day. *(Count to fourteen.)* Day and night for fourteen days, the men on the boat did not see the sun. They didn’t

even eat for two whole weeks because the storm was so bad. The sailors were afraid.

Finally, the boat captain said, "Throw everything over the side of the boat." *(Have the children pretend to throw things over their shoulders.)* The men thought that the ship would sink to the bottom of the sea. They thought that everyone on the boat would drown in the water. *(Get a worried look on your face.)*

(Show the 2.ACT23ECGF2 picture.) Paul was not afraid of the storm because an angel of God came and stood beside him in the night. The angel said to Paul, "Don't be afraid. No one will drown in the water. Everyone will be safe. You are going to preach in Rome." The wind kept blowing and the rain kept falling from the sky, but now Paul knew that they would all be safe.

(Show the 2.ACT23ECGF3 picture.) Paul stood up before the men in the boat and said, "Don't be afraid. God has given me a promise that no one on this boat will drown in the water. Everyone will be safe. Eat some food now to keep up your strength." The men were surprised to hear Paul's words. They didn't know about Paul's God, but they ate bread and felt better.

(Show the 2.ACT23ECGF4 picture.) The boat sailed closer and closer to land. Thump! The bottom of the boat got stuck on the sandbar. It wouldn't budge, but the wind and rain kept battering the boat. Finally, the wood pieces of the boat fell apart. The boat broke, but all of the men who were on the boat swam safely to the shore. God had kept His promise. Everyone on the boat was safe.

(Show the 2.ACT23ECGF5 picture.) The men who lived on the island of Malta were kind to the sailors who were soaking wet and freezing cold. *(Shiver as though cold.)* They built a big fire for them. *(Rub your hands together as though warming them by the fire.)*

Paul gathered up an armful of sticks and, while he was throwing them on the fire, a poisonous snake came out of the sticks and bit him on the hand. *(Hold your hand out and hook a clothes pin to it.)* The men on the island saw the snake hanging on Paul's hand and waited for him to swell up and die because there was no medicine to help him.

But God helped Paul. *(Shake the clothes pin off your hand.)* Paul didn't swell up and die; he was just fine. When the men of Malta saw that Paul didn't die, they thought he was a god. The people of Malta brought everyone who was sick to Paul. Paul told the people about Jesus, and God healed every sick person on the island of Malta.

When the winter was over and it was time to sail on to Rome, the islanders gave the boat captain all the supplies they needed for the journey.

(Show the 2.ACT23ECGF6 picture.) When the boat reached Rome, the soldiers took Paul to a little house where he would be staying. He had a soldier to guard him, but anyone could come to the house and listen to Paul preach about Jesus. Day after day for two years, Jews and Gentiles came to listen to Paul preach about Jesus.

God had kept His Word. Paul was preaching in Rome. God wanted the Jews and Gentiles everywhere to hear about Jesus. God wants us to love Jesus, too. He wants us to trust in Him. I trust God for every word in the Bible. I love God's Word.

Prayer. Dear God, thank You for keeping Paul safe in the storm. Thank You for giving him courage to talk about Jesus. We love You, in Jesus' name, Amen.

Aim Questions for 4s & 5s

- 1. What happened while Paul was sailing to Rome?** (A huge storm battered the boat for two weeks, threatening to drown everyone on the boat.)
- 2. Why did Paul tell the sailors that everyone on the boat would be safe?** (An angel of God had come to Paul and given him a promise. Paul always believed God.)
- 3. What happened on the island of Malta?** (The men on the boat swam safely to shore. They built a big fire to stay warm. God kept Paul safe when a poisonous snake bit him. When the winter was over, Paul sailed to Rome on another boat.)
- 4. Where did Paul live, and what did he do, when he got to Rome?** (Paul lived in a house with a guard. He preached about Jesus to Jews and Gentiles who came to his house.)



Aim Questions. If you have a toy snake with a mouth that opens, have a leader put an Aim Question in the snake's mouth for a child to retrieve.

Remembering God's Promises Snack Time. Place a gummi circle ring on each finger of one hand of each child. Ask them to follow you with their fingers as they repeat the following with you.

1. God's promises are in the Bible, our number one book! *(Hold up index finger.)*
2. There are promises in the Bible for you and me. *(Hold up index and middle finger.)*
3. God promised Paul that all the men on the boat would be safe, and it happened. *(Hold up three fingers.)*
4. God promised Paul that he would preach in Rome, and he did! *(Hold up four fingers.)*
5. God keeps all of His promises! *(Wiggle all your fingers and eat the rings!)*

Snack Suggestion #2. Serve the graham crackers with frosting that you prepared before the Bible Adventure.

Transition Activity. Pretend to row a boat as you move from one activity to another.

Paul's Shipwreck Activity Page (2.ACT23ECGF4). As the children color their pictures of the broken ship with sailors in the sea, talk about the Aim Questions. Let the children glue tongue depressors they have broken (to make jagged edges) over the the pieces of boat floating in the water. The children can tear off bits of blue construction paper and glue them to the water. Give the children some fish stickers to place on the picture. Sing, "He's Got the Whole World in His Hands," from the Song section.

God's Promise to Paul (2.ACT23ECGF2). Give each child a GF2 page to color and star stickers to put in the night sky. Talk about God's kindness in sending an angel to tell Paul that everyone would be safe in the storm. Sing, "He's Got the Whole World in His Hands," from the Song section.

God Kept Paul Safe (2.ACT23ECGF5). Give each child a GF5 picture and several strips of orange cellophane to glue on the fire. Glue or tape a gummy worm on the snake (give an extra one for each child to eat). Talk about God's power to keep Paul alive even though he had been bitten by a poisonous snake. God was keeping His promise to take Paul to Rome to preach the gospel.

Boat on a Stormy Sea (2.ACT23ECGF8 and 2.ACT23ECGF9). Materials needed: Cardstock paper, brown and blue construction paper to tear, glue sticks, crayons to draw items on the island, GF8 boat, and the GF9 words, "Paul's ship sank but God kept Paul safe on the island of Malta." Cut a 6" horizontal slit in the center of the card stock paper for the boat handle to stick through. Color waves or glue torn pieces of blue construction paper on the card stock paper. Tear out a brown shape to represent the island of Malta and glue it at one end of the slit. Color the GF8 boat that has been cut out ahead of time. Glue the GF9 words, "Paul's ship sank, but God kept everyone safe on the island of Malta," at the bottom of the page. Make the boat ride the stormy sea to the island of Malta.

Bottles and Boats (2.ACT23ECGF9). Give each child (or make one per table) a clear two-liter (or smaller) plastic bottle and some aluminum foil. Ask the children to make their foil into little shapes to represent a boat, a person, or a sea creature and place them inside the bottle. Have the child fill the bottle 2/3 full with water and carefully add a couple of tablespoons of cooking oil. The teacher should add blue food coloring since it will stain hands and clothes. Tightly secure the lid to the bottle. Let the children shake and create their own storm and shipwreck. Wrap the GF9 words, "Paul's ship sank but God kept everyone safe on the island of Malta" around the bottles and tape the ends.)

Sandpaper Story Pictures. Give each child a sheet of coarse sandpaper and several pieces of colored yarn in different lengths. As you and the children review the Bible Adventure, let them draw pictures with the yarn and share them with everyone. You could draw yours on a large flannel board. Erase by pulling off the yarn, and then make another picture. The children will enjoy making a boat and big waves. "Use this at home to tell your parents about the Bible Adventure that Paul had today."

Good News Singing Review. "We have been learning in our Bible Adventures over the past few weeks about how Paul talked to many people about Jesus. What did he tell them? Let's review one of our memory verses, Acts 16:31, to remind ourselves what Paul said." (Say or sing the Acts 1:8 memory verse.) "We also want to tell the Good News about Jesus to the people around us." Sing the verse a couple of times and then invite someone into the classroom to sing the verse for them.

Let's Play Shipwreck. Choose one child to be "Paul" and two children to be "sailors." The remaining children form the boat by holding hands and forming a circle around Paul and the sailors. Sing the following words to the tune of "This Old Man" and do the appropriate actions.

The boat went up. *(Boat children stand on tiptoes.)*

The boat went down. *(Boat crouches on the floor.)*

The sailors tumbled all around. *(Paul and sailors move back and forth.)*

When the boat began to sink, they thought they were done. *(Boat lies down on floor and three in the middle cover their eyes.)*

But God protected everyone! *(All children fold hands as in prayer.)*

Take turns with different children being in the middle.

Shipwreck Pretend Game. Gather the children together and have them sit in a tight group as if they were on a boat. You may even want to use masking tape to make a boat-shaped outline on the floor. Pretend to be the captain standing at the front of the boat. Lead the children in acting out what would happen when a big storm hit the boat.

1. "I hear the wind blowing; let's make the sound of the wind.
2. "Oh, oh, the waves are beginning to crash against the sides of the boat. Let's make the sound of waves crashing.
3. "Now the boat is rocking. First, we lean wa-a-ay over this way and now wa-a-ay over the other way.
4. "Now we're bouncing up and down on the waves.
5. "Oh, no! The boat is crashing! Everyone 'fall' out of the boat!" (*Flop on the floor outside the "boat."*)
6. The children will love your animated expressions and exaggerated motions. After your boat is shipwrecked, review the part of the Bible Adventure where Paul and the men were shipwrecked, stressing that God was with them the whole time and that He was in control, even in that scary situation. Sing "He's Got the Whole World in His Hands" with the new verses from the Song section as a reminder that God is always in control.

Follow the Leader to Rome. This activity will take a high level of teacher involvement. All the teachers will need to spread out through the line and be very animated and involved in the activity. Designate a place in your room to be Jerusalem, a place in the lobby to be Caesarea, and a place outside the building to be Rome. Gather the children and sing the "Acts 1:8" song several times. Then pretend to walk from Jerusalem to Caesarea. Then sail on to Rome. Have life vests, water wings, and pool toys at "Caesarea" that the children can put on to "sail" to Rome. Sing the "Sailing" song as you go. Halfway there, pretend that there is a big storm. Fall down and "swim" to an island (a teacher close by could be the island). At the island, review the story using all the Aim Questions. Set sail for Rome. When you arrive, take off your water apparel and pretend to sit in Paul's house and tell people about Jesus. Ask the children questions like, "Would Paul tell people that Jesus is the Savior who died for their sins? Would Paul tell people that Jesus has risen from the dead? Would Paul tell people to believe in the Lord Jesus to be saved?" Sing the "Acts 16:31" memory verse song.

True and False Review. Instruct children to stand up and shout "Hooray!" when you make a true statement about the Bible Adventure today. The children should sit, shaking their heads and looking very sad when you say something false. Statements could be the following:

1. Paul sailed on a ship toward Rome.
2. Paul wore red pajamas on the boat.
3. A big storm came up and it rained for fourteen days and nights.
4. An angel of God spoke to Paul.
5. Paul fell off the boat when a big wave came.
6. The men ate bread with Paul and felt better.
7. The men ate at fancy tables every meal.
8. A snake was on the boat.
9. A snake was in the firewood that Paul collected.
10. The people on the island of Malta ordered pizza for the men from the ship.
11. Paul sailed to Rome.
12. Paul taught the Jews and Gentiles in Rome about Jesus.

Active Shipwreck Outdoor Game. Ask the children to gather in groups of three and stand in a line with their hands on the hips of the person in front of them so that they form three-person “ships.” The goal is to stay connected while the children run, trying to avoid the “storm!” Choose one child to be the “storm” who will yell, “Shipwreck” when he touches a ship. That ship is shipwrecked and must let go of each other and stand near “Malta,” who is a teacher. Form new ships of three children with the teacher’s help. Stop the game and choose a new “storm” when you see that a child is growing tired of running. Talk about Paul in the ship and the promise that God gave him during the storm.

Songs.

Acts 1:8 Memory Verse Song (tune: “Muffin Man”).

You will be My witnesses, witnesses, witnesses.

You will be My witnesses.

Acts one, eight.

Sing these verses for the last two lines of the song, using names with which the children are becoming familiar.

1. You will be My witnesses in Jerusalem!
2. You will be My witnesses in Caesarea!
3. You will be My witnesses in Rome!

Acts 16:31 Memory Verse Song (tune: “Rejoice in the Lord Always”).

Believe in the Lo-ord Je-esus, and yo-ou will be saved.

Believe in the Lo-ord Je-esus, and yo-ou will be saved.

Acts sixteen, thirty-one. “And yo-ou will be saved.”

Acts sixteen, thirty-one. “And yo-ou will be saved.”

Sailing (tune: “Sailing, Sailing”).

Sailing, sailing, a-all the way to Rome.

“Don’t worry, Paul, for you will call

That far-off place your ho-ome.”

Sailing, sailing, a-all the way to Rome.

“I keep My promises and so

You’ll preach of Me in Rome.”

He’s Got the Whole World in His Hands (with some new verses).

1. He’s got the whole world in His hands,
He’s got the whole world in His hands,
He’s got the whole world in His hands,
He’s got the whole world in His hands.
2. He’s got Paul on the big boat, in His hands (etc.)
3. He’s got the boat in a bad storm, in His hands (etc.)
4. He’s got the sailors on the island, in His hands (etc.)
5. He’s got Paul in Ro-ome, in His hands (etc.)



TOOK

Peanut Boats in a Storm Object Lesson. Open an unshelled peanut so that it forms two long halves. Put 1/2 cup water in a paper bowl. Add 1 teaspoon baking soda and let a child stir it in carefully with a plastic spoon. Have a different child place the peanut boat on the water. Then add 1 teaspoon vinegar and watch the “waves”! When the bubbles stop, add another spoonful of vinegar. Talk about how Paul felt in the storm. He trusted God to take care of him and to keep His promise. Talk about God’s promise to Paul and how God has promises for us, also.

Parade Pennants (2.ACT23ECGF10). Make pennants by decorating and coloring them before taping them to a sturdy drinking straw. Wave these pennants while marching around the room singing the Acts 1:8 memory verse song.


Going on a Boat Ride. This is a variation of “Going on a Bear Hunt.” Say a sentence first and then have the children say the same words after you and do the motions. Use an expressive voice. A helper may read the lines while the teacher echoes along with the children, leading them in the motions.

1. Going on a boat ride, *(Row with arms.)*
But I’m not afraid. *(Shake head “no.”)*
God is always with me; *(Point up.)*
He’s right by my side. *(Point to self.)*
2. Stormy winds begin to blow. *(Cup mouth and make wind sounds.)*
The rain comes falling down. *(Wiggle fingers.)*
The boat begins to rock now. *(Rock upper body back and forth.)*
We all help to row. *(Row with arms.)*
3. Heavy things must all go. *(Throw over shoulder.)*
Don’t be afraid! *(Shake head “no.”)*
God said He’d be with us. *(Point up.)*
For He loves us so. *(Hug self.)*
4. We will swim to shore now. *(Arms in swimming motion.)*
We are not afraid. *(Shake head “no.”)*
God is right beside us. *(Arms up.)*
He will show the way. *(Nod “yes.”)*

Finger Painting. Cover the children with old T-shirts or aprons (may be requested from the Children’s Department). Bring a dishpan of water for washing hands. Place a large piece of newspaper on the table or floor and a large piece of glossy paper on it. Pour a puddle of liquid starch about the size of a piece of bread in the middle of the paper. Squeeze some liquid tempera paint or a rounded spoonful of powdered tempera paint in the middle of the starch. Let the children smear and mix the paint and starch with their hands, spread the paint across the paper, and then draw boats and waves with their fingers. If it begins to dry, add a little starch. Leave the papers on newsprint for drying, or place them on a new piece of newspaper to avoid having to peel it off when it is dry.

God's Promise Card (2.ACT23ECGF11). Give each child a GF11 card to color and let them decorate them appropriately. You may have them put specific stickers on each page, such as a bird or star over the ship, a fish in the water, and a Bible over the Bible picture. Ask the children to share their cards with someone. They can tell how God kept His promise to Paul in the storm. He told Paul he would be preaching in Rome. As the children finish, you could sing the Acts 16:31 memory verse song.

Preschool Page for Parents (2.ACT23ECPPP). Send a page home with each child, encouraging parents to reinforce the Bible truths at home.




While Paul was on a boat sailing toward Rome, a big wind and rain tossed the boat up and down.



Paul was not afraid of the storm because an angel of the Lord promised Paul that everyone on the boat would be safe.



Paul gave the frightened men bread to eat and told them that God would keep them safe.



The storm broke the boat apart, but every man got safely to shore.




On the island of Malta, a poisonous snake bit Paul, but God kept it from hurting him.



In Rome, Paul spoke about Jesus with everyone who came to his room.


Hook Activities



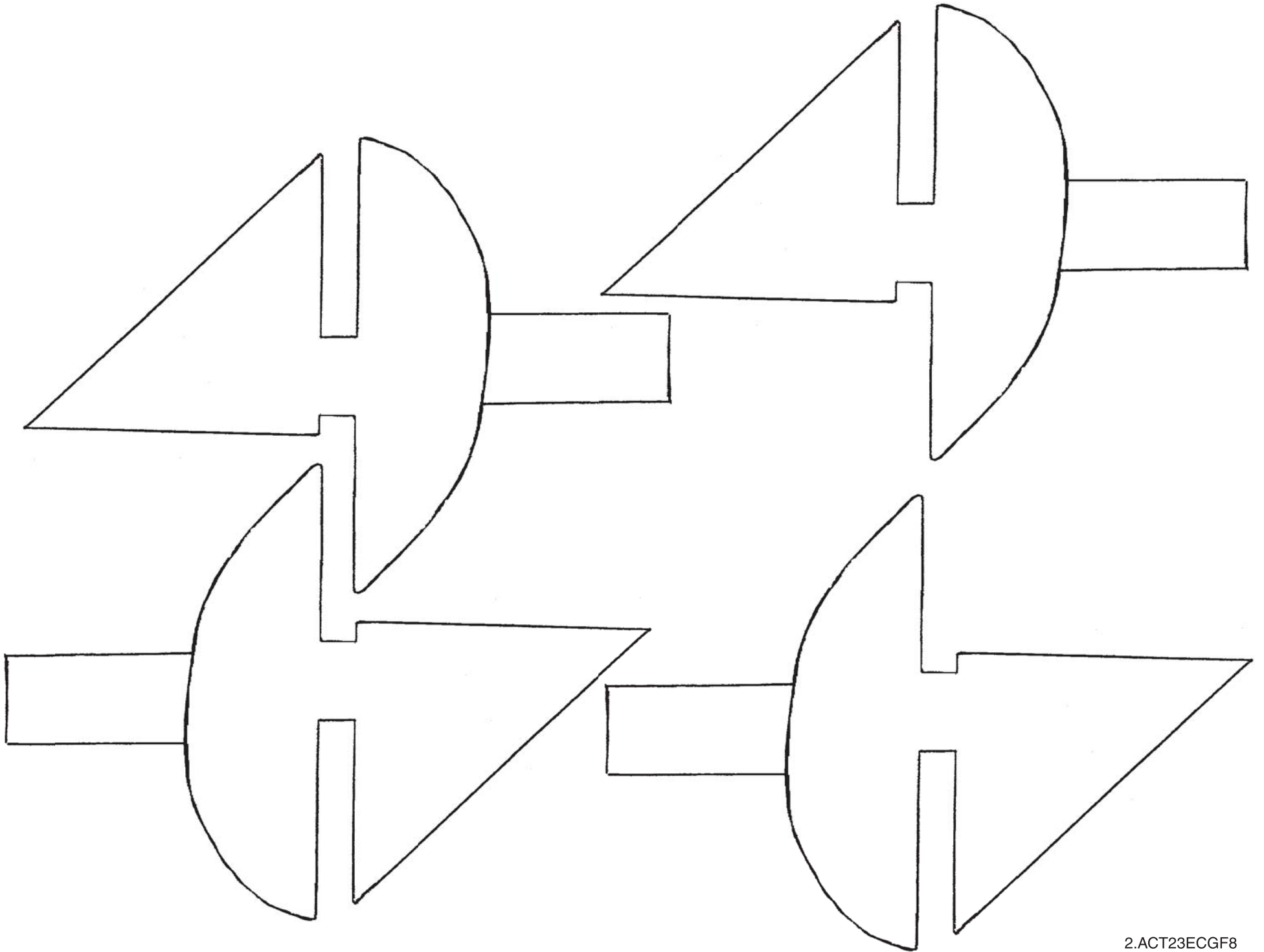
Row Your Boat Activity





Blocks in the Shape of a Boat



"Choose a Hand" Activity





Paul's ship sank, but God kept everyone safe on the island of Malta.





Paul's ship sank, but God kept everyone safe on the island of Malta.

Paul's ship sank, but God kept everyone safe on the island of Malta.



Paul's ship sank, but God kept everyone safe on the island of Malta.

Paul's ship sank, but God kept everyone safe on the island of Malta.



Paul's ship sank, but God kept everyone safe on the island of Malta.




God keeps His promises.

As you have testified about Me in Jerusalem, so you must also testify in Rome. Acts 23:11

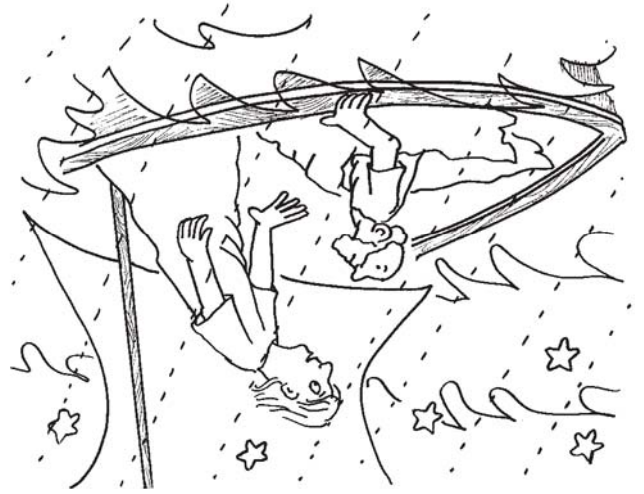


God keeps His promises.

As you have testified about Me in Jerusalem, so you must also testify in Rome. Acts 23:11



They are written in
the Bible!



God keeps all
His promises.



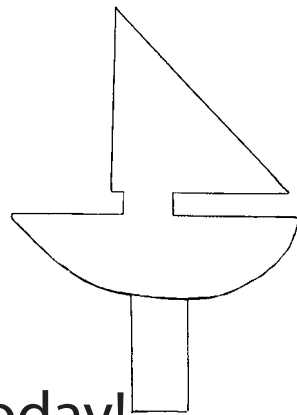
Believe in the
Lord Jesus,
and you shall
be saved.

Acts 16:31



August 14, 2005

Acts Chapters 27-28: God's Sovereignty over Paul's Travel to Rome




This is what I learned today!

Paul was taken on a ship headed for Rome. A big storm came up, and the sailors were forced to throw everything over the side of the boat. An angel appeared to Paul in the night telling him that everyone on the boat would be safe. Paul told the men about God's promise. The men were surprised to hear Paul's words, but they ate bread and felt better. The boat struck a sandbar and broke apart. All the men fell in the water but made it safely to shore at Malta. When the winter weather passed, Paul and the crew continued on their voyage to Rome. In Rome, although Paul was a prisoner, he was able to have visitors. For two years, he talked to Jews and Gentiles about Jesus. God kept His promise that Paul would preach in Rome.

Acts Memory Verse
You will be My witnesses.
Acts 1:8


Paul's Shipwreck Role Play



Pretend to be Paul in a shipwreck on his way to Rome. Make a boat by putting masking tape on the floor in the shape of a boat or by setting objects in that shape. Make it as big or as small as you want. Sit in the boat with your child and sing the song below. Blow wind with your mouths and rock back and forth. Fall out of the boat and pretend to swim to shore. Bow your heads and thank the Lord for keeping His promises. Get back in the boat and sail on to Rome, like Paul did.

Sailing
(tune: "Sailing, Sailing")

Sailing, sailing, a-all the way to Rome.
Don't worry, Paul, for you will call
That far-off place your ho-ome.
Sailing, sailing, a-all the way to Rome.
Don't worry, Paul, for you will preach
The Gospel there in Rome.



God kept His promise to take Paul and everyone on the wrecked ship safely to shore.