

# ACTS CHAPTERS 24:1-25:12

## God's Sovereign Plan to Get Paul to Rome



# 21

2-Year-Olds - Kindergarten  
July 31, 2005  
2.ACT21EC

## SHOOK

MEMORY  
VERSE

As you have  
testified about  
Me in  
Jerusalem, so  
you must also  
testify in  
Rome.

Acts 23:11  
NIV

**Teacher Tip.** The Hook ideas offer a period of free choice at any number of activities. These should all be in position prior to the children's arrival. The curriculum manual lists ideas to choose from and how they are related to the Bible Adventure for that week. One center can be a regular, familiar activity or group of toys on the floor that will help to get the youngest child into the room. In another spot, provide a sit-down type activity, such as books, puzzles, or games. "Home" center ideas are regularly listed in the curriculum manual. These activities provide creative fun and foster social interaction. An active station such as large blocks, a pounding board, floor games, or pull toys, provides opportunities for large muscle use. A creative area, such as painting, play dough, coloring, pasting, and cutting, will always attract a number of children. Mix up the ideas you offer over time to help relate to every child in your care.

**Paul Is Taken to Caesarea Review (Last week's 2.ACT20ECGF4).** Last week we learned that Paul was going to be killed by angry Jews in Jerusalem. Paul's nephew heard about the plan and warned Paul. The Roman commander was also warned by Paul's nephew so the commander sent Paul on horseback to Caesarea with an army of his men. Color the review GF4 picture and then have the children cut their own swords and helmets out of gold/silver paper or foil (4" x 4") with blunt-nosed scissors. Have them glue the paper shapes over the swords and helmets in the picture.

**Let's Talk About Caesarea (2.ACT21ECGF6).** Supplies: GF6 pictures of Paul, Governor Felix, Ananias, Tertullus, and Governor Festus copied on card stock paper. Fill a large bowl with rice or sand. Hide the tiny pictures in the bowl. Have the children dig through the bowl with their hands to find the pictures. As they find pictures, talk about the name of each one. Focus on the idea that Paul is in Caesarea with Governor Felix and that Paul is in jail. Have the children repeat the names "Governor Felix" and "Caesarea" as you talk.

**Summer/Winter Wear.** Bring things that children would wear or use in the summer and winter (sunglasses, swimsuit, beach toys, sandals, mittens, hat, snow pants, heavy coat, sled/saucer, etc.). Pretend with the children at your table that it is summer time. Play with all the summer things, acting like it is really hot outside. Then pretend that it is winter and play with the winter things, pretending that it is cold outside. Incorporate Paul being in jail in Caesarea for two years, through two winters and two summers.

**Paul Travels from Jail to Jail.** Draw a face of Paul on a blown-up balloon. A child must hold the palm of one hand out and place Paul's face (balloon) on it. The object is to carry the balloon from the jail in Jerusalem to the jail in Caesarea without letting it touch the floor. The child can grasp the tied end of the balloon for his return to the next child in line. Continue until each child repeats the action. Make the route more interesting by making the child step over something during his journey. "Listen to the Bible Adventure today and hear about Paul staying in jail in Caesarea. Who made the trip without losing 'Paul'?"

**Record the Children's Voices.** Talk about the words Paul must have said as he told the people about Jesus. He said, "Believe in the Lord Jesus, and you will be saved." Talk about the things that Paul said to Governor Felix after he arrived in Caesarea. As the children repeat these things, record their words and play them back so that they can hear their voices telling others about Jesus. Other things to say might be, "When Paul was accused of things he didn't do, he said, 'I have done nothing wrong.' When he wanted the jailers to believe in Jesus, he said, 'Jesus loves you and died for your sins. Tell Him you are sorry for the bad things you do. Ask Him to come into your life to help you do what is right.'" "Today, we will hear about the time when Paul said those same kinds of words."

**Spinner Review (2.ACT21ECGF7).** Make a large circle out of poster board. Around the outside edge, glue GF7 pictures from previous Bible Adventures and draw lines in wedge shapes toward the center to divide the board into sections. Use other pictures, if desired. Make a spinner out of cardboard and attach it to the center of the circle with a large brad paper fastener. Another simple spinner can be made by laying a large paper clip with one end hooked over a brad paper fastener. The paper clip will spin easily without flying off. Let the children take turns spinning the spinner and talking about the picture on which the spinner lands. This spinner board can be made available for the rest of the book of Acts with new pictures placed over the old ones.

**Eating with Governor Felix.** Provide a table, chairs, dishes, plastic food, etc., for the children to serve a meal to a leader and others. The leader should act curious about Jesus and ask questions about Him, encouraging the children to tell him what they know. "In today's Bible Adventure, we will hear that Paul was invited to Governor Felix's house where the governor asked lots of questions about Jesus. Paul was happy to go and tell all he knew even though he was being unfairly held in jail for two years."

**Is It True or a Lie?** This activity works better with older children. Have one child at the table choose a picture of an animal or toy, look at it, and tell the rest of the people at the table what he is looking at. The child may choose to tell the others that he is holding a picture of something entirely different. The other children guess if he is telling the truth or trying to get away with a lie. "In today's Bible Adventure, we will hear about a man named Tertullus who told a lie to Governor Felix about Paul. Paul was able to tell the truth to Governor Felix."

**Presentation Ideas**

**Pictures 2.ACT21ECGF1 - 2.ACT21ECGF5.** Color the pictures and glue them onto colored construction paper. Show these pictures as you tell the Bible Adventure. Save the pictures for review in the next lessons.

**Dress-Up and Role Play.** Dress up and pretend to be Governor Felix as you tell the Bible Adventure. Open and read the letter from the Roman commander, Lysias. Set up court. Use three men to represent Ananias, Tertullus, and Paul. Include these men in the Bible Adventure dialogue.

**Chains.** Continue using a metal chain to represent jail for Paul.

**Teacher's Acts Travel Bag.** Include a toy horse this week to pull from the bag and ask how the horse was used in last week's story.

**We're Not Afraid Song.** Turn out the lights and gather the children close together in a group for the Bible Adventure. "Do you remember what happened last week to Paul? That's right, he was in prison and his nephew told him that angry men wanted to kill Paul. That is a scary thing to be told! Was Paul afraid? No, he wasn't afraid because he knew that God was with him. Let's sing 'I Will Trust in You,' which we learned last week, to remind us that we don't have to be afraid, even if it's dark and scary, because God is with us. In today's Bible Adventure, we will hear that Paul waited a long time, trusting the Lord." Sing, "I Will Trust in You," using the motions that you taught the children last week to help them remember the song.

**Bible Adventure for 2s & 3s**

*(Open a letter and pretend to read it.)* In Caesarea, Governor Felix read a letter sent from the Roman commander in Jerusalem. It said, "I had to get Paul out of Jerusalem because there were forty angry men who were going to kill him. I don't think that Paul has done anything wrong, so I'm sending him to you. The chief priest, Ananias, will come to tell you his side of the story against Paul. You can decide if Paul should be punished."

**(Show the 2.ACT21ECGF1 picture.)** Five days after receiving the letter, Governor Felix heard that Ananias, the high priest, had arrived in Caesarea with his lawyer, Tertullus. *(Walk the two men on the large map from Jerusalem to Caesarea.)*

Governor Felix said to Ananias and Tertullus, "What do you say that Paul has done that is wrong?"

**(Show the 2.ACT21ECGF2 picture.)** Tertullus said, "Paul is a troublemaker. Everywhere he goes, he stirs up trouble and fights. He even tried to wreck the Jewish temple!"

*(Look from child to child around the circle. Shake your head "no.")* Paul went to the temple to worship God, not to stir up trouble. Tertullus was not telling the truth about Paul.

Governor Felix looked at Paul and said, "What do you have to say about these things?"

**(Show the 2.ACT21ECGF3 picture.)** Paul said to Governor Felix, "I have done nothing wrong. I did everything according to the Jewish law. The reason Ananias and Tertullus are trying to get me in trouble is because I preach that

Jesus came back to life.”

*(Pause and then shrug your shoulders.)* Governor Felix didn't know what to do with Paul, who had done nothing wrong. He didn't want to let Paul out of jail because the Jews would be angry at him, so he said, "I will wait to decide about Paul."

**(Show the 2.ACT21ECGF4 picture.)** Paul waited in jail for two whole years. It was wrong for Governor Felix to keep Paul in jail when he had not broken any law. Governor Felix and his wife would invite Paul to dinner. Paul always talked about Jesus being alive and how someday He would punish people for their sins. Governor Felix knew that he himself had sinned, but he didn't want to confess his sin, so he would send Paul back to jail when he didn't want to hear any more talk about Jesus. Paul would then talk about Jesus to the Roman soldiers who guarded him in jail.

**(Show the 2.ACT21ECGF5 picture.)** After two years, a new governor named Festus took charge in Caesarea. Governor Festus heard all about Paul, and he also wondered what to do with him. When Paul appeared before Festus, Paul said, "I appeal to Caesar in Rome." *(Hold out your arm and point your index finger as though pointing toward Rome.)*

Governor Festus nodded his head and said, "Since you appeal to Caesar, to Rome you will go." *(Hold out your arm dramatically as though pointing toward Rome.)* It was God's plan that Paul go to Rome, and to Rome he would go!

**Prayer.** Dear God, You took care of Paul while he was in jail, and You helped him be bold to tell everyone about Jesus. Thank You for giving us Paul's words in the Bible. In Jesus' name, Amen.

---

#### ***Aim Questions for 2s & 3s***

- 1. Who did Ananias and Tertullus say stirred up trouble among the Jews and even tried to wreck the Jewish temple?** (Paul.)
- 2. Who had to wait in jail for two whole years in Caesarea?** (Paul.)
- 3. Who talked about Jesus to Governor Felix and to the Roman guards?** (Paul.)

---

#### ***Bible Adventure for 4s & 5s***

**(Show the review 2.ACT20ECGF4 picture of Paul and guards riding horses at night.)** Last week, we heard about how the Roman soldiers took Paul on a lo-o-ong ride in the dark and made sure that he arrived safely in Caesarea. The Roman commander sent a letter to Governor Felix explaining why he was sending Paul to Caesarea.

*(Open a letter and pretend to read it.)* Governor Felix read the letter from the Roman commander that said, "I had to get Paul out of Jerusalem because there were forty angry men who were going to kill him. I don't think that Paul has done anything wrong, so I'm sending him to you. The chief priest, Ananias, will come to tell you his side of the story against Paul. You can decide if Paul should be punished."

**(Show the 2.ACT21ECGF1 picture.)** Five days after receiving the letter, Governor Felix heard that Ananias, the high priest, had arrived in Caesarea with his lawyer, Tertullus. *(Walk the two men on the large map from Jerusalem to Caesarea.)*

Governor Felix set up a meeting in the trial room. He looked at Ananias and Tertullus and asked, "What do you say that Paul has done that is wrong?"

**(Show the 2.ACT21ECGF2 picture.)** Tertullus said, "Paul is a troublemaker. Everywhere he goes, he stirs up trouble and fights. He even tried to wreck the Jewish temple in Jerusalem!"

*(Look from child to child around the circle.)* Do you think that Paul tried to wreck the temple? *(Shake your head.)* No. Paul went to the temple to worship God, not to stir up trouble. Tertullus was not telling the truth about Paul.

Governor Felix looked at Paul and said, "What do you have to say about these things?"

**(Show the 2.ACT21ECGF3 picture.)** Paul said to Governor Felix, "I have done nothing wrong. I went to Jerusalem to take money to the poor and to worship God in the temple. I did everything according to the Jewish law. The reason Ananias and Tertullus are trying to get me in trouble is because I preach that Jesus came back to life."

*(Pause and then shrug your shoulders.)* Governor Felix didn't know what to do with Paul, who had done nothing wrong. He didn't want to let Paul out of jail because the Jews would be angry at him, so he said, "I will wait to decide about Paul until the Roman commander comes to Caesarea. I will keep Paul in prison, but his friends can bring him blankets and paper so that he can write letters."

*(Sing "Wait, Wait, Wait" from the Song section.)*

**(Show the 2.ACT21ECGF4 picture.)** Well, Paul waited in jail for two whole years. He waited one winter, one summer, two winters, two summers. It was wrong for Governor Felix to keep Paul in jail when he had not broken any law.

Governor Felix liked listening to Paul talk about Jesus. Every now and then, he and his wife would invite Paul to dinner so that he could talk about what he believed. Paul always talked about Jesus being alive and how someday He would punish people for their sins. Governor Felix knew that he himself had sinned, but he didn't want to confess his sin. When he didn't want to hear any more talk about sin, Governor Felix would send Paul back to jail.

While Paul was in jail, do you think he talked about Jesus to the Roman soldiers who were guarding him? Yes, Paul always talked about Jesus to anyone who was around him.

*(Bring a calendar and flip through the months.)* Paul waited in the Caesarea jail through the winter, through the summer, through another winter, and through another summer.

**(Show the 2.ACT21ECGF5 picture.)** After two years, a new governor named Festus took charge in Caesarea. Governor Festus heard all about Paul and wondered what to do with him. He said to Paul, "Will you go back to Jerusalem with me for another trial?"

Paul knew that he would be killed if he went back to Jerusalem. He also knew that God had said he would go to Rome and be His witness there. So Paul said to Governor Festus, "I don't think it is right to go back to Jerusalem. I appeal to Caesar in Rome." *(Hold out your arm and point your index finger as though pointing toward Rome.)*

Governor Festus nodded his head and said, "Since you appeal to Caesar, to Rome you will go." *(Hold out your arm dramatically as though pointing toward Rome.)* Next week, we will hear about what happened to Paul as he went on his journey to Rome.

**Prayer.** Dear God, You took care of Paul while he was in jail, and You helped him be bold to tell everyone about Jesus. Thank You for giving us Paul's words in the Bible. In Jesus' name, Amen.

### ***Aim Questions for 4s & 5s***

- 1. What did Ananias and his lawyer, Tertullus, tell Governor Felix about Paul in Caesarea?** (They said Paul was a troublemaker and was trying to wreck the temple.)
- 2. What did Paul tell Governor Felix about himself?** (Paul said he had done nothing wrong and was on trial for preaching that Jesus was alive.)
- 3. What did Governor Felix decide to do with Paul?** (He left him in jail for two winters and two summers.)
- 4. What did Paul do while he was in jail for two years?** (He talked about Jesus with Governor Felix and his wife and with the guards.)



### **LOOK**

**Aim Questions.** Tape the Aim Questions to different articles representing summer and winter activities. Name the item for a child to find (from a pile) and have him take it to the teacher to be read.

**Snack Time Suggestion.** Visit with the children at each table and ask them what they talk about with their friends. Then ask them to discuss what Paul talked about with the others in jail. Eat jail food today—bread and water! After the bread is served, have a classroom helper bring in fresh fruit and serve it. He represents one of Paul’s friends whom Governor Felix allowed to visit Paul. Paul’s friends could bring in food and other things to fill his needs.

**Transition Idea.** Wait in line to leave the room, wait outside the rest room doors, wait for a snack, etc, as you think about Paul who waited in jail for two years when he had done nothing wrong.

**Paul in Jail Paper Plate Stitching (2.ACT21ECGF3).** Punch holes around a paper plate at least one inch from the edge. Give each child a GF3 picture of Paul to glue to the center of the plate. Add the words around him that say, “I did nothing wrong,” “Believe in Jesus,” “Jesus is the way,” or “Jesus died for your sins.” Dip the tip of a long piece of yarn (50”) in melted wax and let the children put the yarn through the holes to make jail bars around Paul. Tape the ends of the yarn to the back of the plate. Talk about what Paul did while he was in jail and what happened to get him there.

**Paul Testified for Jesus (2.ACT21ECGF4 and 2.ACT21ECGF8).** Give each child a GF4 page to color. Provide small pictures of food from magazines for the children to glue on the table. Talk about how Paul was a witness to Governor Felix and his wife in Caesarea. He testified that Jesus was the Christ. Copy the GF8 page on colored paper, cut out the pictures of Paul, and give one to each child to glue on the GF4 page.

**Bible Adventure Role Play.** Role play the Bible Adventure by choosing four children to be Ananias, Tertullus, Governor Felix, and Paul. Give Ananias a fancy scarf to represent the high priest, Tertullus a briefcase to represent a lawyer, Governor Felix a gavel to represent a judge, and Paul a Bible. Give the four men simple lines, such as “Paul’s a troublemaker!” (both Ananias and Tertullus), “I’m not a troublemaker! I love Jesus.” (Paul), and “Wait, wait, wait!” (Governor Felix). Have everyone sing “Wait, Wait, Wait.”

**Stick Puppet Review (2.ACT21ECGF6).** Color the pictures of Paul, the high priest Ananias, the lawyer Tertullus, Governor Felix, and Governor Festus. Tape them on popsicle or craft sticks. Have a set made up ahead of class to use to review the story by moving the figures with the correct people in the story. Include the following: Paul and Governor Felix in Caesarea, Ananias and lawyer Tertullus in Jerusalem, Ananias and Tertullus traveling to Caesarea and finding Governor Felix and Paul, accusations and finger pointing by Tertullus and Ananias, Paul standing up for Jesus in front of Governor Felix, Paul waiting in jail, Ananias and Tertullus going back to Jerusalem, Paul eating with Governor Felix, and Governor Festus pointing to Rome. As the children finish coloring and taping their figures to the sticks, have them move the same figures around as you lead them again in the telling of the story.

**Jesus Is Alive Pom Pom (2.ACT21ECGF8 and 2.ACT21ECGF9).** Supplies: paper towel cardboard tubes, cut-out GF8 pictures of Paul with the memory verses and GF9 "Jesus Is Alive" signs, crepe paper streamers, tape, and glue sticks. Give each child a paper towel tube, a "Jesus Is Alive" sign, and a Paul with the memory verse. Have the children brightly color their signs and then glue them onto their paper towel tubes. Glue or tape one end of six to eight streamers inside one end of the tube. This is now the child's pom pom. Practice singing "Jesus Is Risen" with motions (see the Took section). Have the children repeat this song several times. Talk about Paul and how he told people everywhere that Jesus was alive. Focus on Aim Question four for the older children and Aim Question three for the younger.

**Puzzle in a Lid (2.ACT21ECGF6).** Let the children color one of the small GF6 pictures. Give each child the lid to a container (pint size yogurt containers or any others that are available). Ask the child to place the lid over the picture and trace around it. Cut out the picture inside the drawn circle to fit into the lid. Cut the pictures into about five pieces so that each child has a puzzle to put together in his lid. Talk about what Paul did in jail and how he remained brave and bold to trust in Jesus.

**Going on a Paul Hunt.** This hunt is like the Bear Hunt game. Pretend that you are Ananias, the high priest, in Jerusalem looking for Paul. Put your hands over your eyes and hunt for Paul, finally learning that he is in jail at Caesarea. Off you go! On the way, use hand motions as you run on the road, jump over the creek, swim in the river, eat an ice cream cone, dig in a sand box, ride a bike, and climb a tree, until you find Paul. Race back to Jerusalem, going through the same motions in reverse. It will be easier to remember your actions in reverse if they are listed on the board.

**Complete the Jail Relay.** On the wall, place an outline of a jail cell on butcher paper newsprint. On a chair under it, place torn pieces of gray construction paper (children could help with these) and a glue stick. If you have a large class, make two of these so that two teams can play at the same time. Decide on a way that the children will get to the jail (walk, hop, skip, sideways, backwards, etc.). At the jail, one child takes a piece of gray paper, glues it on one of the jail bars, and returns to the end of the line. The next child in line goes to the jail in the same manner. Periodically change the way the children move by using a different action. Continue giving all the children several chances to help with the jail. "Paul was taken to the jail in Caesarea by Roman soldiers. Do your jail bars look solid?"

**Mix and Match Review.** Cut pictures from today's Bible Adventure, or, for older children, from past lessons, in half. Give each child half of a picture. Sing "Where Oh Where" from the Song section while children walk around looking for the second half to their picture. Ask one or two people who were able to match up to show the class their picture and tell what is happening. Collect all the halves, pass them out again, and repeat the activity.

### **Songs.**

#### **Acts 23:11 Memory Verse Song (tune: "My Bonnie Lies over the Ocean").**

"As you have testified about Me  
In Jerusalem, so you must  
Also testify in Ro-ome."  
Acts twenty-three, e-le-e-ven.  
You must, you must,  
Oh, you must testify in Rome, in Rome.  
You must, you must,  
Oh, you must testify in Rome.

#### **Wait, Wait, Wait (tune: "Three Blind Mice").**

Wait, wait, wait! Wait in the jail.  
Wait, wait, wait! Wait in the jail.  
The governor said, "You must wait in the jail;  
You've done nothing wrong, but just wait in the jail.  
I can't decide, so just wait in the jail.  
Wait, wait, wait! Wait in the jail."

#### **To Rome We Will Go (tune: "A-hunting We Will Go").**

To Rome we will go; to Rome we will go.  
Hi, ho, away we go, to Rome we will go.

#### **Acts 1:8 Memory Verse Song (tune: "Muffin Man").**

You will be My witnesses, witnesses, witnesses.  
You will be My witnesses.  
Acts one, eight.

*Sing these verses for the last two lines of the song, using names with which the children are becoming familiar.*

1. You will be My witnesses in Jerusalem!
2. You will be My witnesses in Judea!
3. You will be My witnesses in Ephesus!
4. You will be My witnesses in Caesarea!
5. You will be My witnesses in Rome!

#### **Where, Oh Where? (tune: "Where, Oh Where Has My Little Dog Gone?").**

Oh where, oh where has Apostle Paul gone?  
Oh where, oh where can he be?  
He's been put in jail, and he'll testify there.  
Oh, that is where he must be.



## TOOK

---

**Paper Bag Paul Puppet (2.ACT21ECGF10).** After coloring the GF10 Paul, glue him to a sack as shown. Let the Paul puppet tell others about what happened to him in the Bible Adventure today. Paul was bold in telling others to believe in Jesus. Review the Aim Questions by asking them to the Paul puppets and letting the children answer. (Example: "Paul, were you trying to make trouble in Jerusalem, like Tertullus said?")

**Memory Verse Review.** After the Bible Adventure, put a small picture of Paul by Jerusalem on the enlarged map. Sing "Acts 1:8 Memory Verse Song. As you sing the names of the places where the apostles would be witnesses, move Paul to several locations on the map. Say, "Paul was a witness in Jerusalem, now he's a witness in Caesarea. Next week, Paul will be going on a long journey to be a witness in Rome. Rome is far away from Jerusalem. To Paul, it was like going to the ends of the earth, just like Jesus had promised."

**Jesus Is Risen Song Activity.** "Just like Paul told everyone about Jesus, we want to tell everyone what we know about Jesus, too." To practice "telling" each other this good news like Paul did, divide the class in half and have one group sing to the other, or you can take your class to another class and sing the song. You may want to use the "Jesus Is Alive" Pom Pom from the Look Section.

**Jesus Is Risen from the Dead (tune: "If You're Happy and You Know It").**

1. If you're happy and you know it, raise your arms. (*Wave, wave.*)  
If you're happy and you know it, raise your arms. (*Wave, wave.*)  
If you're happy and you know it, then your face will surely show it. (*Smile.*)  
If you're happy and you know it, raise your arms. (*Wave, wave.*)
2. Jesus is risen from the dead, don't you know? (*Shake hands high.*)  
Jesus is risen from the dead, don't you know? (*Shake, shake.*)  
He is risen from the dead, like the heav'nly Father said.  
Jesus is risen from the dead, don't you know? (*Shake, shake.*)

**Waiting Review.** Use the items that you brought for the Summer-Winter Wear Hook activity. Have half the children be "winter" and half the children be "summer" by giving each child something that represents that season. Sing "Wait, Wait, Wait" three or four times and then talk about Paul waiting in jail. After each song, have the summer or winter children stand for the next chorus. Review the Aim Questions.


**Preschool Page for Parents (2.ACT21ECPPP).** Send a page home with each child, encouraging parents to reinforce the Bible truths at home. Spend a few minutes before the children go home creatively reviewing the memory verse song.



In Caesarea, Governor Felix heard the Jewish leaders say bad things about Paul.




Tertullus told Governor Felix that Paul was a troublemaker and wanted to wreck the temple.



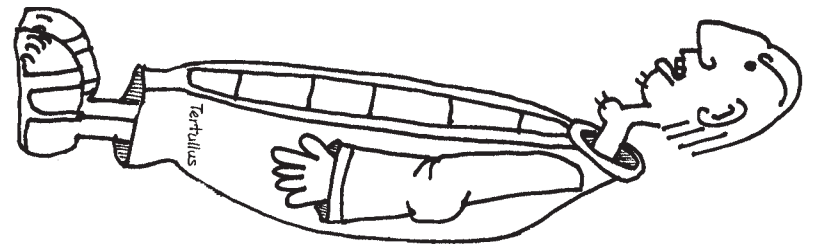

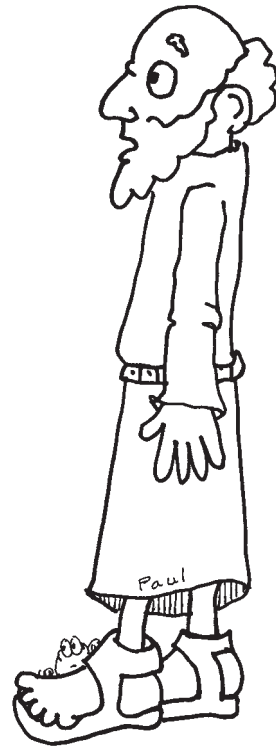
Paul said, "I didn't do anything wrong. I have always obeyed God's laws."


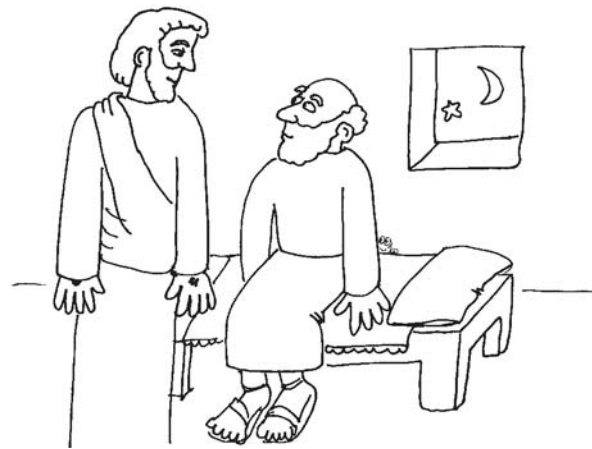
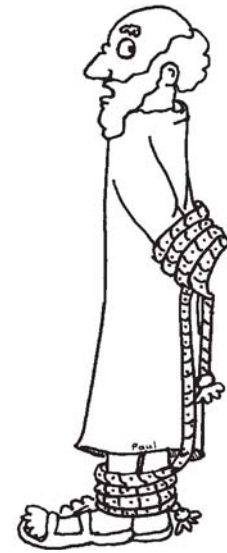







While Paul was in jail, Governor Felix and his wife liked listening to Paul talk about Jesus.



When Festus became governor, Paul asked to be sent to the caesar in Rome.







# Jesus is alive!

Believe in the Lord Jesus, and you will be saved. Acts 16:31

# Jesus is alive!

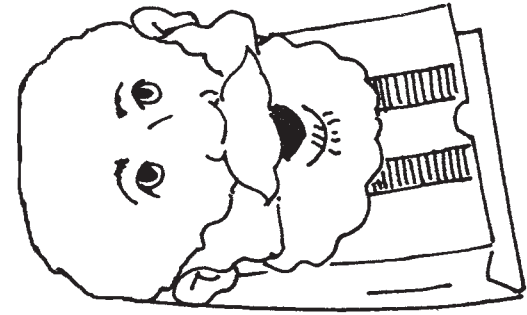

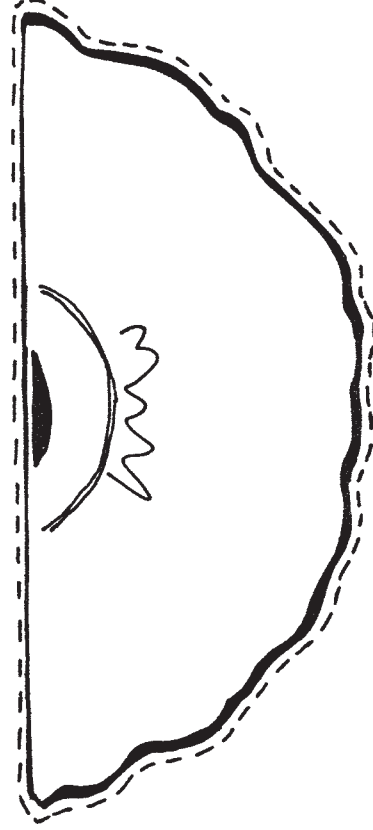
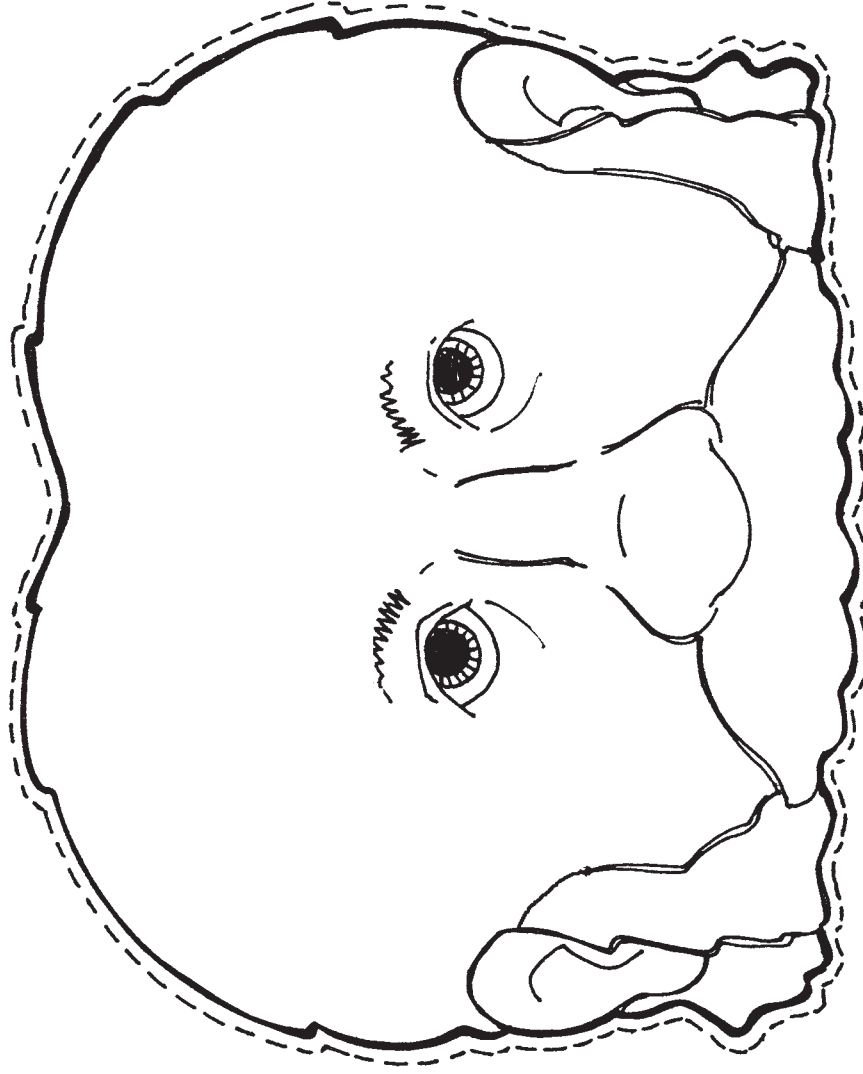
Believe in the Lord Jesus, and you will be saved. Acts 16:31

# Jesus is alive!

Believe in the Lord Jesus, and you will be saved. Acts 16:31

# Paul Paper Bag Puppet

Cut out this pattern and glue it to the paper bag as shown.



July 31, 2005

Acts Chapters 24:1-25:12: God's Sovereign Plan to Get Paul to Rome



## This is what I learned today!

Paul was safe in jail in Caesarea, away from the angry Jews who had wanted to kill him. When the high priest, Ananias, and his lawyer, Tertullus, came to town, Governor Felix set up a meeting. Tertullus told a lie and said that Paul was a troublemaker who wanted to wreck the Jewish temple. Paul told the truth about Jesus. Governor Felix did not know what to do with Paul, so he sent him back to jail to please the Jews. There he waited for two whole years. During that time, the governor would send for Paul so that he could listen to Paul talk about Jesus. A new governor, Festus, asked Paul if he wanted to go back to Jerusalem for trial. Paul knew he would be killed in Jerusalem, so he appealed to Caesar in Rome. God had said that Paul would be His witness in Rome, and now he was going there.

## Acts Memory Verse

As you have testified about Me  
in Jerusalem, so you must also  
testify in Rome. Acts 23:11

## To Rome Paul Would Go



Take your young child to different corners of the house and pretend that each place is the name of a city where Paul preached the gospel of Jesus. Review the Acts 1:8 Memory Verse Song by singing a different verse as you go from room to room. If you want to pretend to be like Paul, loosely tie your wrists and ankles together with a scarf. This will make walking more difficult and provide for more chuckles.

Acts 1:8 Memory Verse Song  
(tune: "Muffin Man")

You will be My witnesses, witnesses, witnesses.  
You will be My witnesses.  
Acts one, eight.

Sing these verses for the last two lines of  
the song using the names of cities Paul visited.

1. You will be My witnesses in Jerusalem!
2. You will be My witnesses in Judea!
3. You will be My witnesses in Ephesus!
4. You will be My witnesses in Caesarea!
5. You will be My witnesses i-in Rome!



While Paul waited in jail in Caesarea, Governor Felix and his wife invited him to dinner so that they could listen to him talk about Jesus.