

# ACTS CHAPTERS 22:30-23:35

## God's Sovereign Care for Paul



# 20

2-Year-Olds - Kindergarten  
July 24, 2005  
2.ACT20EC

## SHOOK

MEMORY  
VERSE

As you have  
testified about  
Me in  
Jerusalem, so  
you must also  
testify in  
Rome.

Acts 23:11  
NIV

**Teacher Tip.** Plan activities for Twos and Threes that involve numbers, like hearing an adult playfully counting things, repeating rhymes and songs that have numbers, and hearing quantity and size words. Number activities focus on introducing children to numbers as they occur in the natural setting so that when they are older, counting and doing mathematics will come more easily. The older children will be discussing the seventy men of the Sanhedrin in today's lesson and the forty Jews who accepted a plan not to eat or drink until they had killed Paul.

**Build a Jail.** Place building blocks and some toy people at one table. Ask the children to help you build a jail. As you are building, talk with the children about Paul being in jail in Jerusalem. Move the toy figures around to represent Paul and his guards. Ask questions about what it would be like to be in jail and why Paul was there. Sing "To Jerusalem" from last week's Song section as you review Paul going to Jerusalem and being put in jail.

**Memory Match Game (2ACT20ECGF6).** Cut out the eight review pictures (four pairs) and set them face up on the table. Have the children tell you what is going on in four of them. They should discover that the other pictures match. Turn them upside down and mix them around on the table. Let the child only turn two pictures over at a time. Have him continue his turn until all the pictures have been matched. Mix them up and repeat for someone else at the table.

**Family Relations Discussion.** Bring to class a family tree diagram, or make one that can be filled out starting with the preschool child. You might find a book in the library about family relations that would work for this discussion. Talk about your mother's parents, your father's parents, your mother's brothers (uncles), and your father's sisters (aunts) and let the children tell you some of the names of their family members. Start the children thinking about their parents' brothers and sisters. Talk about being a niece or a nephew. In today's Bible Adventure, we will hear about Paul's nephew, and it would be good to relate the child to his aunt so he could see the connection with the young man to Paul. Paul had a sister who had a son.

**Play Dough.** Encourage the children to make horses (for Paul to ride), chains (for Paul's wrists when he was in the Jerusalem and Caesarea jails), mad faces (for the angry men who wanted to kill Paul), and happy faces (for the people who

**Missionary Mailer.** As the children enter the room with their contributions to send to the classroom missionary, have a collection area ready. Bring an addressed, bubble pack envelope. Show and talk about what has been brought. As teachers, provide some packets for the children who forgot so that everyone will get a chance to send something. At the end of Hook Time, gather everyone together and let them put their contributions in the mailer. Talk about how far the package will go to get to the missionary family. Thank the children for sharing their food with others. Remember how important it was for Paul to collect money for food to take to the Christians in Jerusalem.

**Rocking Horses.** Take turns riding on one or two rocking horses that are appropriate for the children's age level. It might be fun to make horses for the children to "ride" by gluing a GF4 picture to one end of a broomstick. You could make several horses so that more children can participate. Talk about horses, how big they are, how you "drive" them, etc. "In today's Bible Adventure, we will hear that Paul was given a horse to ride. He had been walking and sailing on his third missionary trip, but one night, he traveled by horseback to Caesarea."

**Paper Plate Happy-Mad Faces.** Let the children draw a big happy face on one side of a paper plate and a mad face on the other. Attach a tongue depressor for a handle. Write the children's names on their puppets, set them aside, and use them with the Look activity listed below. "In today's Bible Adventure, we will hear about men who were very angry with Paul (the Sadducees). Other people were happy to hear about life after death (the Pharisees)."

**Horse Riding.** Provide numerous toy horses, riders, a barn, and fencing. Have the children play with the horses and riders and let them tell you what they are doing. Ask questions about horse back riding, what horses eat, where they stay, etc. Ask the children if they have ever ridden a horse. Where? "In today's Bible Adventure, we will hear about the time when Paul was provided a horse to ride. He was escaping from some angry men once again. We'll hear about how God protected him."

**Paul in Jail Review Picture (Last Week's 2.ACT19ECGF5).** Let the children color last week's GF5 picture. Provide two 6" strips and eight 3 1/2" strips of black electrical tape (cut before class and mounted on non-sticky paper) for the children to frame the window and make the bars. "In today's Bible Adventure, we will hear that Paul was in jail in Jerusalem. He was tied up in chains because the temple leaders were mad at him. We will hear about how God took care of Paul again."

**Counting the Sanhedrin.** Provide two different, colored articles that add up to the number seventy when combined. These could include two types of beans, cereals, beads, shells, etc. Have the children divide the mixed colors into two groups called the Pharisees and Sadducees. Count how many are in each group. Which group is bigger? Explain how the group of Jewish leaders (the Sanhedrin) was made up of two groups of men. Paul used to be a Pharisee. He believed in life after death. The other group of men, called the Sadducees, did not believe in life after death. "In today's Bible Adventure, we will hear about the time when the two groups of men making up the Sanhedrin got into a big argument over who was right." You might show how your cereal pieces would fight with each other! A second counting of forty angry Jews could be represented by mixed colors. These men were angry at Paul teaching about Jesus.

**Bean Bags and Map.** “Be bold and brave to share Jesus with people in \_\_\_\_.” Repeat this with each child as she takes her turn tossing a bean bag onto a large map of Paul’s missionary journeys, a map of the United States, or a world map on which you have located the class missionary. You might ask, “How are you going to get there?” The child can say, “Swim, fly, walk, drive, or sail.” Then he acts it out as he moves to the end of the line and someone else comes up to toss the bean bag.



### ***Presentation Ideas***

**Pictures 2.ACT20ECGF1 - 2.ACT20ECGF5.** Color the pictures and glue them onto colored construction paper. Show these pictures as you tell the Bible Adventure. Save the pictures for review in the next lessons.

**Chains.** Bring a bike chain to use whenever you talk about Paul being arrested. Hold up the chain and ask the children what the prophet Agabus had said about Paul going to Jerusalem. (He would be chained and put in jail.) Begin the Bible Adventure today with someone’s hands in chains because when we left Paul last week, he was taken to jail in Jerusalem wearing chains.

**Family Gathering.** Before the Bible Adventure, bring in two adult siblings who look alike, along with their children. Have them show the class who their sibling is and who their nieces and nephews are. Ask some of the children if they have an aunt or an uncle. Explain that today we will learn about Paul’s nephew and what he did to help Paul. He was the son of Paul’s sister.

**How Do You Feel?** When the children are seated and ready for the story, repeat the following sentences. The children are to respond with a facial expression. “Show me what your face looks like if you are angry, if you are happy, if you are sad, if you are sleepy, if you drop your ice cream cone, if it is your birthday, if you fall down and skin your knee, if your friend won’t share a toy, if it is time to go to bed and you have company, if your friend gets to stay overnight with you, if you tell your friend he can have eternal life, if your friend wants to believe in Jesus.” In today’s Bible Adventure, we will be hearing about the many emotions that Paul must have had in Jerusalem and Caesarea.

### **Finger Play (tune: “The Farmer in the Dell”).**

I use my feet to walk.	<i>(Walk in place.)</i>
I use my mouth to pray.	<i>(Point to mouth.)</i>
I use my ears to hear God’s Word.	<i>(Point to ears.)</i>
I worship Him this way.	<i>(Nod head “yes.”)</i>

### ***Bible Adventure for 2s & 3s***

**(Show the review 2.ACT19ECGF5 picture.)** Paul was put in jail in Jerusalem to keep him safe from the angry crowd of people who wanted him to stop talking about Jesus at the temple.

**(Show the 2.ACT20ECGF1 picture.)** The next day, the Roman commander brought Paul before the Jewish leaders. Paul said to his former synagogue friends, “I have done nothing wrong. The only reason that I am on trial here is because I believe that Jesus came back to life from the dead.”

When Paul said those words, the Pharisees and Sadducees got so angry that the Roman commander thought they would tear Paul apart. He ordered his Roman soldiers to take Paul back to the jail to keep him safe. *(Put your wrists together as though chained.)*

**(Show the 2.ACT20ECGF2 picture.)** The following night, the Lord Jesus Himself stood by Paul's bed and said to him, "Don't be afraid, Paul. The angry men will not hurt you. You have preached about Me in Jerusalem. Now I am sending you to the city of Rome to preach about Me."

**(Show the 2.ACT20ECGF3 picture.)** The next morning, about forty angry Jews got together and said, "Let's make a deal together. Let's promise not to eat or drink anything until we kill Paul. When Paul is out in the street, we'll jump out of our hiding places and kill him."

*(Get a worried look on your face. Put your hand behind your ear as though listening.)* There was a young man listening to what the men were saying. The young man who heard about the plan was Paul's nephew. He ran right away to tell Paul what he had heard. *(Move your arms as though running.)*

When Paul heard his nephew's story, Paul said to him, "Go and tell the Roman commander what you have told me."

**(Show the 2.ACT20ECGF4 picture.)** When the Roman commander heard the young man's story, he decided to send Paul away. He told his men, "Take Paul to Caesarea at nine o'clock tonight. Don't let anyone hurt Paul."

**(Show the 2.ACT20ECGF5 picture.)** The Roman commander wrote a letter to Governor Felix. It said, "I am sending Paul to you because forty men are trying to kill him in Jerusalem. He will be safe with you in Caesarea. Listen to him and then listen to the Jews who are mad at him. See if you can figure out what we should do with Paul."

When Governor Felix received the letter, he kept Paul safe in Herod's palace. He put soldiers with him to guard him. God kept Paul safe from the angry men. God was sending Paul far away to preach about Jesus.

**Prayer.** Dear God, thank You for helping Paul to be strong in faith even when he was in danger. Thank You for giving us Paul's words in the Bible. In Jesus' name, Amen.

---

#### ***Aim Questions for 2s & 3s***

- 1. Who made the Pharisees and Sadducees (the temple rulers) angry when he said he believed in eternal life after death?** (Paul.)
  - 2. Who appeared to Paul in jail and told him that he would be sent to Rome to preach about Jesus?** (Jesus.)
  - 3. Who kept Paul safe from the forty angry men by sending him far away?** (God.)
- 

#### ***Bible Adventure for 4s & 5s***

**(Show the review 2.ACT19ECGF5 picture of Paul chained in jail.)** Paul was put in jail in Jerusalem to keep him safe from the crowd of angry people who wanted him to stop talking about Jesus at the temple.

**(Show the 2.ACT20ECGF1 picture.)** The next day, the Roman commander said to the Sanhedrin priest, "Let's get together so that I can decide what to do with Paul." Someone ran and told the seventy men of the Sanhedrin, "We're meeting today. Come gather together." Paul used to be part of the Sanhedrin before he became a Christian.

Paul was brought to the Sanhedrin. He said to his former synagogue friends, "I am a Pharisee, and my father was a Pharisee. I have done nothing wrong. The

only reason that I am on trial today is because I believe that Jesus came back to life from the dead.”

When Paul said those words, the Sadducees said, “We don’t believe in eternal life after we die, and we don’t believe in angels.”

When the Sadducees said that, the Pharisees shouted, “We believe in eternal life!” The Sadducees shouted, “No eternal life!” The Pharisees shouted, “Yes, life!” *(Turn your head left and right as though listening to two sides of an argument.)*

The Pharisees and Sadducees got so angry at each other that the Roman commander thought they would tear Paul apart. He ordered his Roman soldiers to take Paul back to the jail to keep him safe. *(Put your wrists together as though chained.)*

**(Show the 2.ACT20ECGF2 picture.)** The following night, the Lord Jesus Himself stood by Paul’s bed and said to him, “Don’t be afraid, Paul. The angry men will not hurt you. You have preached about Me in Jerusalem. Now I am sending you to the city of Rome to preach about Me.”

Rome! Rome was far, far away. Paul was obeying God’s command to be His witness to the ends of the earth.

**(Show the 2.ACT20ECGF3 picture.)** The next morning, about forty angry Jews got together and said, “We’re tired of Paul preaching about Jesus. *(Put your arms out with one hand face down on top of the other. You may turn to the person next to you and place your hands on his.)* Let’s make a deal together. Let’s promise not to eat or drink anything until we kill Paul. Here’s what we’ll do. We’ll ask the Roman commander to send Paul to the Sanhedrin again. When Paul is out on the street, we’ll jump out of our hiding places and kill him. Is it a deal?” The men shook hands and made a promise not to eat or drink anything until Paul was killed.

*(Get a worried look on your face. Put your hand behind your ear as though listening.)* There was a boy listening to what the men were saying. The boy who heard about the plan was Paul’s nephew. He ran right away to tell Paul what he had heard. *(Move your arms as though running.)*

When Paul heard his nephew’s story, he said to him, “Go and tell the Roman commander what you have told me.”

**(Show the 2.ACT20ECGF4 picture.)** When the Roman commander heard the boy’s story, he decided to send Paul away from Jerusalem to Caesarea. The commander called two Roman centurions and said, “Gather two hundred soldiers, seventy horsemen, and two hundred spearmen. Take Paul to Caesarea at nine o’clock tonight. Don’t let anyone hurt Paul.”

The centurions got the horses and soldiers ready to leave after dark. They packed everything they would need for an overnight trip. The Roman commander sat down and wrote a letter. He sent the letter with the soldiers to Governor Felix in Caesarea. *(Move horses on the large map from Jerusalem to Caesarea.)*

*(Open a letter and pretend to read it.)* **(Show the 2.ACT20ECGF5 picture.)** Governor Felix read the letter. It said, “I am sending Paul to you because forty men are trying to kill him in Jerusalem. He will be safe with you in Caesarea. Listen to him and then listen to the Jews who are mad at him. See if you can figure out what we should do with Paul.”

When Governor Felix received the letter, he kept Paul safe in Herod’s palace. He put soldiers with him to guard him. Do you think that Paul told the Roman guards about Jesus? Yes, Paul told everyone to believe in the Lord Jesus to be saved. Paul obeyed the Lord Jesus and was brave instead of being afraid. I want to be brave like Paul, don’t you?

**Prayer.** Dear God, thank You for helping Paul to be strong in faith even when he was in danger. Thank You for giving us Paul's words in the Bible. In Jesus' name, Amen.

---

***Aim Questions for 4s & 5s***

1. **Why did the Pharisees and Sadducees start arguing when Paul said that Jesus had been raised from the dead?** (The Sadducees in the Sanhedrin did not believe in eternal life, but the Pharisees did.)
  2. **What did the forty men promise to do before they would eat or drink anything?** (Kill Paul.)
  3. **What did the boy do who heard about the plan to kill Paul?** (He ran to tell Paul, and then Paul sent him to tell the Roman commander.)
  4. **What did the Roman commander do to keep Paul safe?** (He sent Paul to Caesarea at night with many soldiers to guard him.)
- 

## LOOK

---

**Aim Questions.** Tape the Aim Questions to toy horses and have a child "gallop" the correctly numbered horse to the teacher for the question to be read.

**Snack Suggestion.** Today take your snack of individual paper bags filled with trail mix, Chex mix, or popcorn outside. Pretend that you are riding on horses from Jerusalem to Caesarea. Stop and spend the night along the way. Pretend to camp out by a fire and eat your popcorn. Sing "I Will Trust in You" together.

**Transition Idea.** Gallop to the next teaching area.

**The Lord and Paul Invisible Rubbing Page (2.ACT20ECGF7 and 2.ACT20ECGF8).** A day ahead of class, copy the GF8 picture of the Lord onto card stock paper and put a thin line of glue on each of the lines. Allow the glue to dry. You may want to prepare several of these pictures to have ready according to the size of your class. Copy one GF7 page per child on card stock paper. Let the children color the picture of Paul alone in jail at night. Talk about why Paul was in jail and who wanted to hurt him. Ask the children if they think Paul was afraid, and why he wasn't. Put the dried GF8 picture behind the GF7 picture of Paul, and let the children color over it gently with the broad side of an unwrapped crayon. The picture of the Lord will appear on the page. Remind the children that even when we can't see the Lord Jesus, He is always near us, so we don't have to be afraid. Sing "I Will Trust and Not Be Afraid" or "Acts 23:11 Memory Verse Song" and talk about what the Lord said to Paul that night in jail.

**Sand Painting (2.ACT20ECGF9).** Copy a GF9 page on card stock paper for each child. Provide paint brushes and small dishes with white glue. Let the children paint on the lines with the glue, helping them keep the glue to a thin layer. Before it dries, place it in a large plastic tub in which you have placed some sand mixed with dry tempera paint to the depth of about one inch. The child can use his hands to pour the sand mixture over the glue design. Pour the extra sand back into the tub for the next child to use. If sand is unavailable, then glitter can also be used.

**Paul Is a Witness Booklet (2.ACT20ECGF10).** Copy the GF10 page and fold it in fourths to make a booklet. Give the children star stickers to put in the night sky on pages one and four. As the children color their booklet pictures, talk about God's plan to take the gospel to Rome through Paul.

**Commander Sword (2.ACT20ECGF11).** Have a cutout "commander sword" for every child made from card stock or poster paper. Let the children wrap their swords with tinfoil and decorate them with stickers. As they do this, talk about the Roman commander. Practice saluting the commander. Focus on Aim Questions three and four with the children.

**Pin the Ears on the Nephew (2.ACT20ECGF16).** Have a cutout GF16 ear for every child. On a big piece of butcher paper, outline one of the boys in the class and tape the outline to the wall. This will be Paul's nephew. Help the children tape the ears on the nephew. Talk about Aim Question two and what Paul's nephew heard the angry men saying.

**Pantomime Adventure Review.** Act out the scenes which are referred to in the Aim Questions (or use the Paper Plate Story Review statements) without using any words. Have the children raise their hands when they think that they know what part of the story you are portraying. Call on a few (or all!) of the children and let them share their answers. For the younger children, you probably will need to use words in order to help them understand what you are doing. With the older children, you may be able to have a few of them take turns helping you act out the scenes. (Classroom helpers will be good at pantomiming the scenes with a little advance notice.)

**Paper Plate Story Review.** Using the paper plate happy and sad faces made during Hook time, ask children to hold up the appropriate face as you repeat the following simplified story:

1. The Sanhedrin met to decide how to get rid of Paul. (Sad.)
2. Paul said, "I have done nothing wrong. I just believe in the resurrection of the dead." (Happy.)

*At this time children could stand up and repeat one of the memory verses.*

3. The Sadducees said, "We don't believe in the resurrection." (Sad.)
4. The Pharisees said, "We do believe in the resurrection." (Happy.)
5. Paul's life was in danger as the Pharisees and Sanhedrin had a disagreement. (Sad.)
6. Soldiers took Paul to jail to keep him safe. (Happy.)
7. Jesus spoke to Paul, "Don't be afraid. Go to Rome and preach about Me." (Happy.)
8. Paul wanted to obey God's command and plan for his life. (Happy.)

*At this time children could stand up and repeat one of the memory verses.*

9. Paul was brave and bold. (Happy.)
10. Angry Jews decided to not eat or drink until they could kill Paul. (Sad.)
11. Paul's nephew heard about their plan. (Happy.)
12. The nephew ran to Paul to tell the plan to take his life. (Happy.)
13. The nephew told the Roman commander of the army. (Happy.)
14. The commander ordered Paul to be taken with horses to Caesarea that very night. (Happy.)
15. The commander wrote a letter to give to the governor. (Happy.)
16. Governor Felix kept Paul safe with guards in Caesarea. (Happy.)

*At this time children could stand up and repeat one of the memory verses.*

17. Paul told others in jail about Jesus. (Happy.)

**Obstacle Course.** Let the children help you make an obstacle course along one side of the room. Use only four or five obstacles and make the participants, crawl, jump, hop, balance, and step through something. With children lined up and following the course, have them chant, "Brave and bold!" "About whom have we been reading in the book of Acts who has been bold and brave in speaking the truth about Jesus?" (Paul, Stephen, Philip, Silas, Barnabas, Luke.)

**Asleep/Awake Activity.** Have all the children lay on the floor and pretend to be asleep in jail. See who can snore the loudest! Then in a loud voice say, "Don't be afraid." Have the children sit up fast. Then say, "The angry men will not hurt you. You have preached about Me in Jerusalem. Now I am sending you to the city of Rome to preach about Me." Repeat this sleep/awake sequence a number of times. "Who was asleep in jail when the Lord came to tell him to take courage because he would go to Rome to tell people about Jesus?"

**Riding to Caesarea in the Lord's Army.** Pretend to ride to Caesarea by circling the room or moving in a defined area outside. Sing "I'm in the Lord's Army." Lead the children in walking their horses (lift knees high), trotting their horses (prance), and galloping their horses (gallop) around the room or outside. It was the Roman cavalry, or army, that accompanied Paul to Caesarea, but Paul was in the Lord's Army. Have someone carry a letter to Governor Felix and deliver it at the end of the horse ride. If you choose to make the Roman Commander's sword, these could also be used during this activity. Repeat as time and interest allow.

**I'm in the Lord's Army.**

I may never march in the infantry, ride in the cavalry, shoot the artillery.  
I may never fly over land and sea, but I'm in the Lord's ar-my. Yes sir!  
I'm in the Lord's ar-my. Yes sir! I'm in the Lord's ar-my. Yes sir!  
I may never fly over land and sea, but I'm in the Lord's ar-my. Yes sir!

**Songs**

**Acts 23:11 Memory Verse Song (tune: "Jesus Loves Me").**

As you have testified about Me  
In Jerusalem, so you must  
Also testify in Rome."  
Acts twenty-three, eleven.  
Yes, Jesus loves me.  
Yes, Jesus loves me.  
Yes, Jesus loves me.  
Acts twenty-three, eleven.

**I Will Trust in You**

When I can't see You, I know You're here. *(Put hands over eyes.)*  
When I can't hear You, I will not fear. *(Put hands over ears.)*  
I will trust in You, and I will not be afraid. *(Shake head side-to-side.)*  
I will not *(Echo.)* *(Shake head side-to-side.)*  
Be afraid *(Echo.)* *(Wrap arms around self & shiver.)*  
I will not *(Echo.)*  
Be afraid *(Echo.)*  
I will trust in You, and I will not be afraid.

**Pharisees and Sadducees (tune: "Old MacDonald Had a Farm")** *Cut a GF1 picture in half and glue the Pharisees and the Sadducees on two separate papers. Hold up the picture of the Pharisees when singing about the Pharisees. Hold up the picture of the Sadducees when singing about the Sadducees. Move the pictures up and down as you sing the "argue" parts.*

Phar-i-sees and Sadd-u-cees *(Cross arms with a pompous look on face.)*

In the San-he-drin.

Phar-i-sees and Sadd-u-cees

In the San-he-drin.

With an ar-gue here,

And an ar-gue there, *(Move head left/right w/ each "argue.")*

Here an argue, there an argue,

Everywhere an ar-gue. *(Throw your hands in the air.)*

Phar-i-sees and Sadd-u-cees

In the San-he-drin.



## TOOK

---

**"Bold Me" Finger Puppet (2.ACT20ECGF12).** Materials needed: Pattern pieces made from heavy weight paper and matching felt pieces for each child (body [4" x 4"], two arms, head), felt tip pens, glue sticks, hole punch, scissors. Have the children glue their felt bodies, arms, and heads to the pattern pieces. Glue the head and arms to the body. (Taping the arms and head to the body will make it stronger.) Make a face on the head with the pen. Punch holes in the bottom of the body pattern and then make them bigger with scissors so little fingers will fit through the holes. Buttons can also be made by using the hole punch on paper and gluing the dots to the front of the puppet. They can now use their puppets to walk to another part of the room and tell others about Jesus.

**"Being Bold to Share" Paper Plate.** Let children find four or five pictures of heads of people cut from magazines. Glue them to a paper plate with the bottom of each picture toward the rim of the plate. With another paper plate that has a pie shape cut out of it, let the children color the plate and glue on the words, "I will be brave and tell others about Jesus." Use a brad paper fastener to attach the second plate on top of the first. The children can turn it around and see all the people with whom they can be bold and share Jesus. Let them tell you why they chose their particular people pictures.

**Trusting When You're Afraid Worksheet and Song (2.ACT20ECGF13).** Have the children cross out the pictures on the GF13 page which they think are scary or which would make them feel afraid. Talk about what's happening in the pictures. "What happened to Paul that could have made him afraid? Yes, he could have been scared when his nephew told him that the angry men wanted to hurt him, but he wasn't afraid, was he? No, Paul trusted in God to take care of him. We can trust in God when we're afraid, too. Let's sing a song that reminds us to trust in God and not be afraid." Sing the modified version of "I Will Trust in You" with the actions described. You may want to have a person who knows sign language teach the children some simple signs to go with the song.

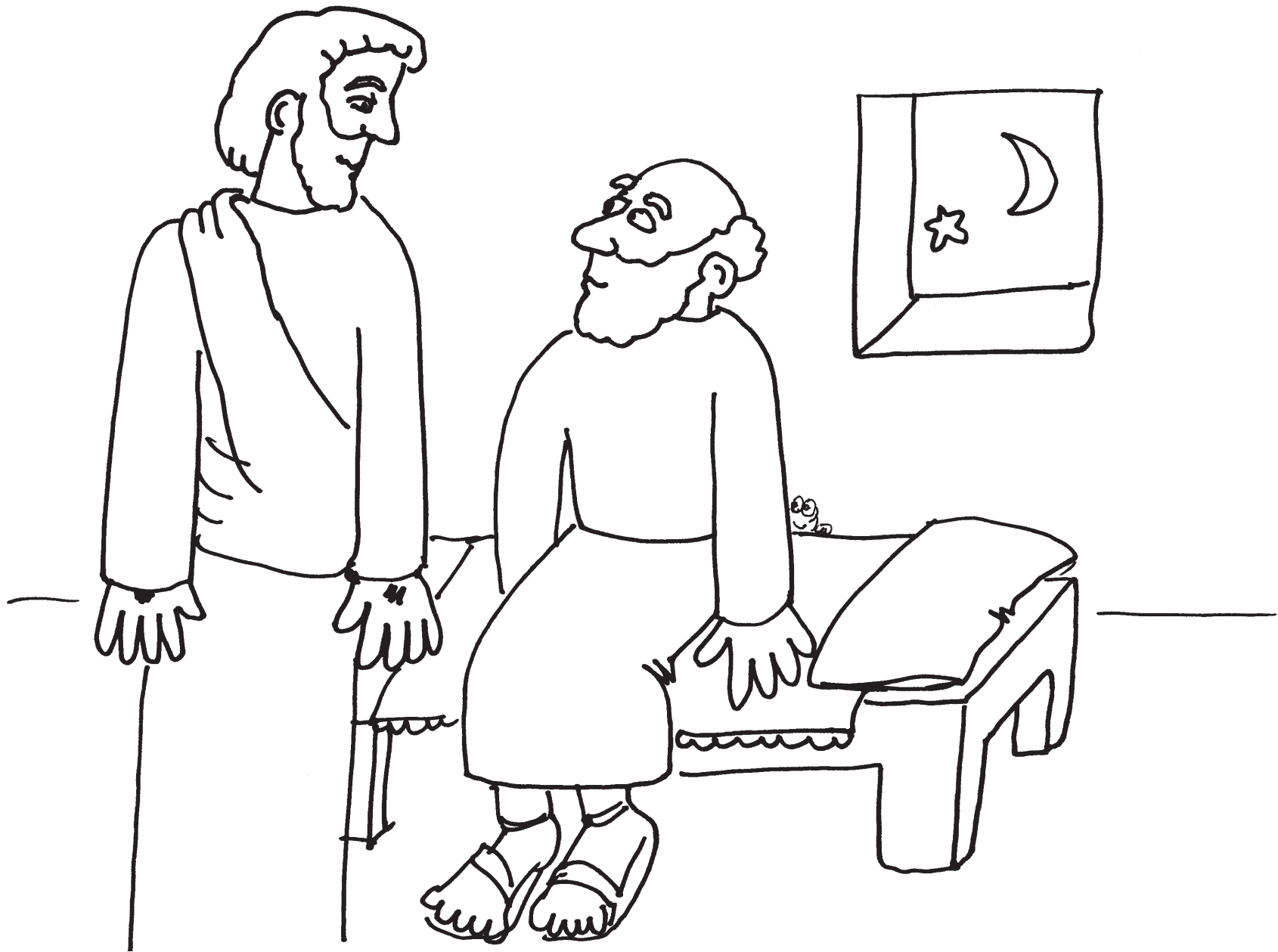
**Share the Good News.** Be brave and bold and go to another classroom to share the gospel with the people there. Practice and then repeat one or more of the memory verses for others.

**Maps and Marbles (2.ACT20ECGF14).** Give each child an outline map of the United States and let them color it. Help them identify and mark different areas and towns they might recognize. Ask where they might have relatives. Have the children go to a separate place in the room set up with a box and paint. Have them place their map in a box that is about the same size as the map. Let the children place a marble in tempera paint and then in the box. It makes a design on the map when they tip the box and the marble rolls all over it. Talk about trusting God and telling others about Jesus wherever you are.

**Preschool Page for Parents (2.ACT20ECPPP).** Send a page home with each child, encouraging parents to reinforce the Bible truths at home. Spend a few minutes before the children go home creatively reviewing the memory verse song.



The Pharisees and Sadducees started yelling when Paul said that Jesus had come back to life.



The Lord Jesus said to Paul, "Don't be afraid. I am sending you to Rome to preach My gospel."











Paul's nephew overheard forty men making a plan to kill Paul when he got out of jail.



The Roman commander sent Paul to Caesarea with guards to keep him safe at night.

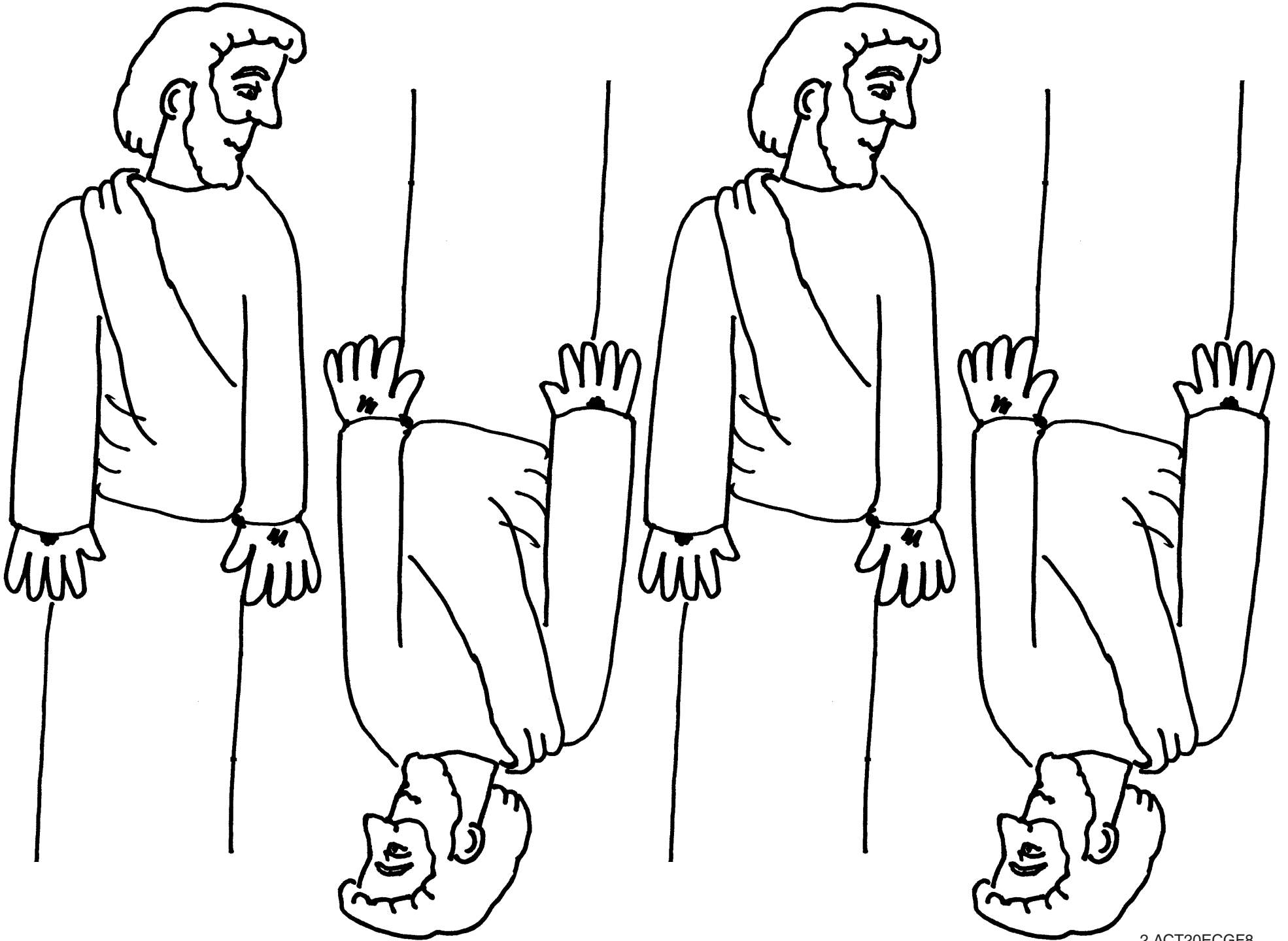


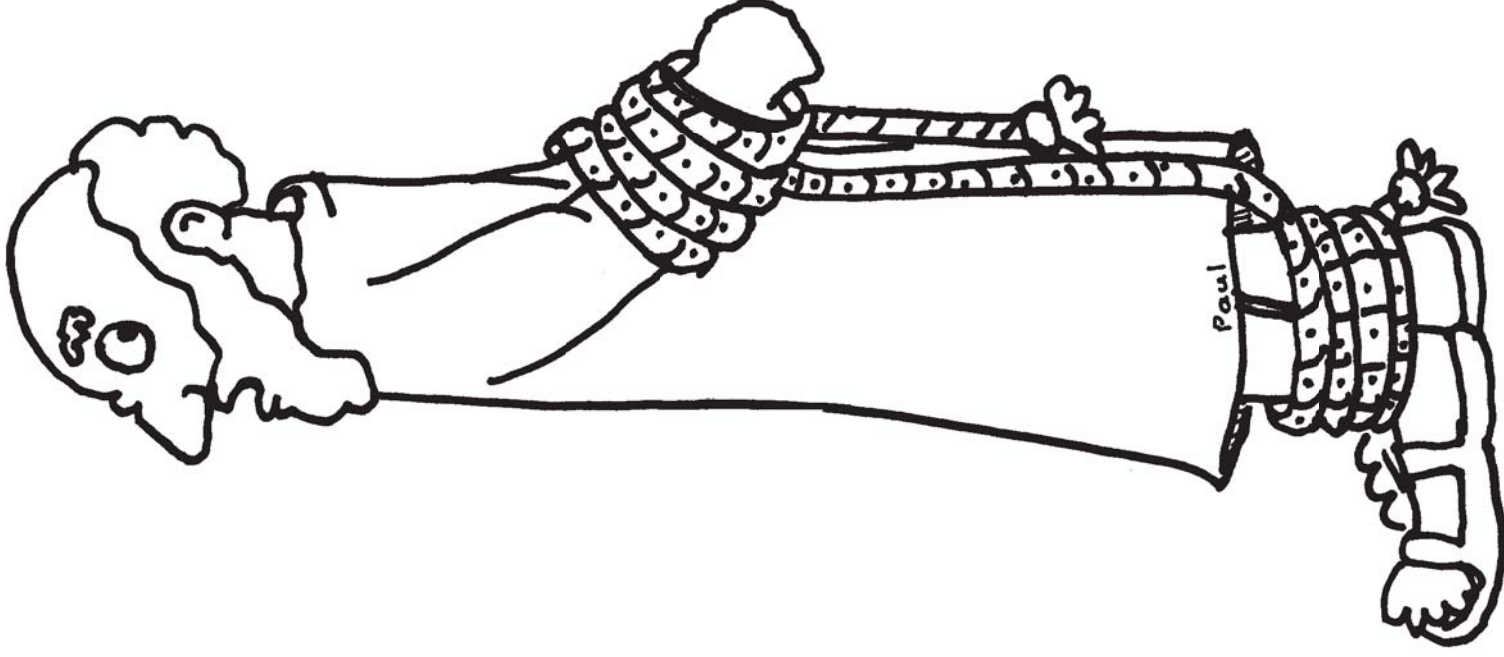
Governor Felix read the letter from the Roman commander and decided to keep Paul in Herod's palace until he could figure out what to do with him.





Jesus said to Paul, "Don't be afraid. I am sending you to Rome to preach My gospel."

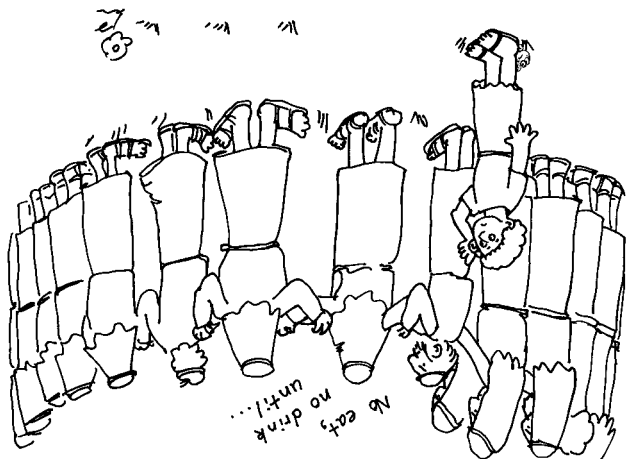




Paul was bound and put in jail, just like Agabus prophesied.

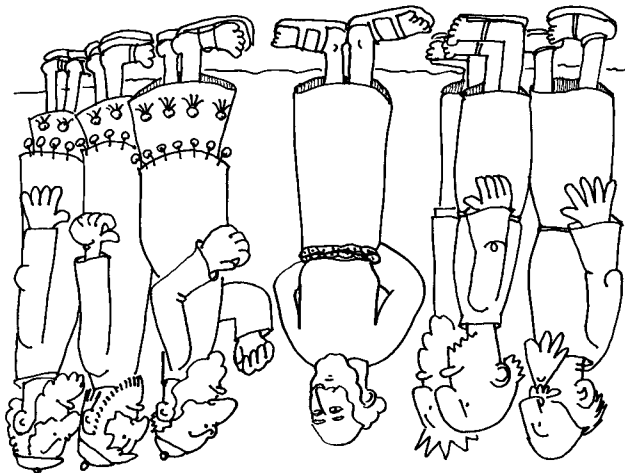
3.

Paul's nephew overheard forty men making a plan to kill Paul when he got out of jail.

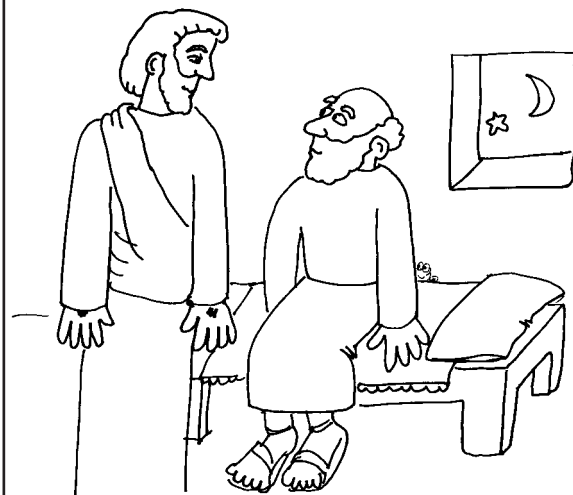


2.

The Pharisees and Sadducees started yelling when Paul said that Jesus had come back to life.



Paul was a witness for Jesus

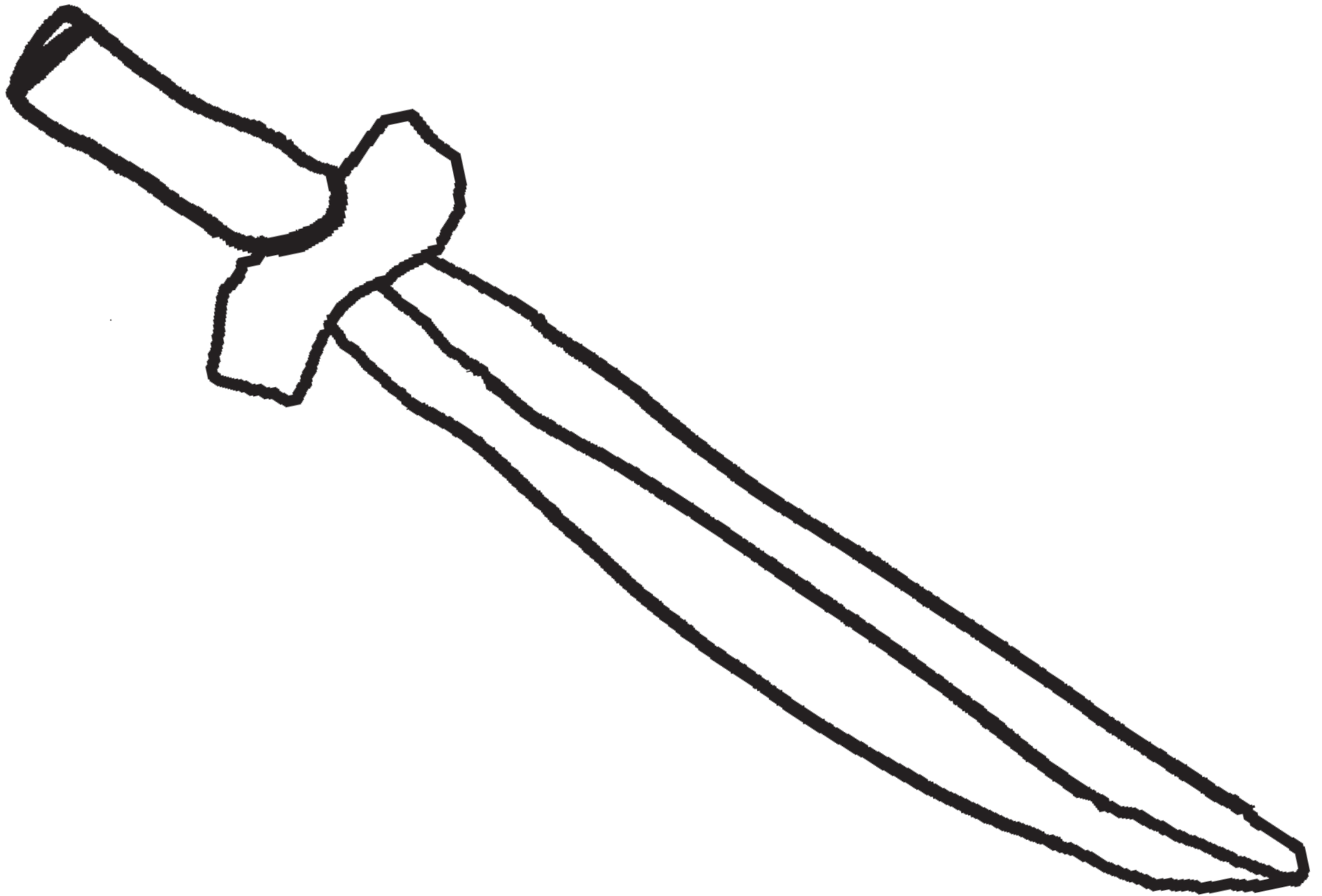


Jesus said to Paul, "Don't be afraid. I am sending you to preach in Rome."






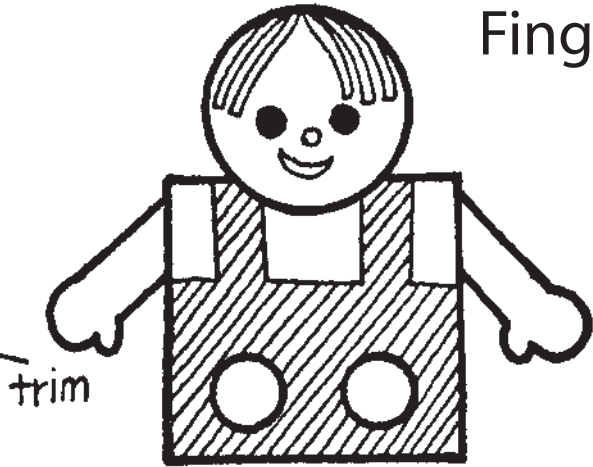

1.

The Roman commander sent Paul to Caesarea with guards to keep him safe at night.

4.



# "Bold Me" Finger Puppet





# Map of the USA



I will tell others about Jesus.

I will tell others about Jesus.

I will tell others about Jesus.

I will tell others about Jesus.

I will tell others about Jesus.

I will tell others about Jesus.







I will tell others about Jesus.

I will tell others about Jesus.

I will tell others about Jesus.

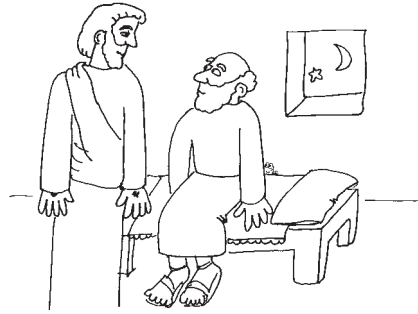
I will tell others about Jesus.

I will tell others about Jesus.



July 24, 2005

Acts Chapters 22:30-23:35: God's Sovereign Care for Paul



## This is what I learned today!

Paul was brought from jail to stand before the Jewish leaders called the Sanhedrin. Paul once was a Pharisee, so he explained his obedience to the Jewish laws. He believed that Jesus was the Christ who had come back to life. The Sanhedrin was made up of Pharisees and Sadducees. The Sadducees did not believe in life after death, and they started arguing with Paul and the Pharisees. When the arguing became heated between the two groups, the Roman commander put Paul back in jail for his safety. The Lord appeared to Paul telling him he would be His witness in Rome. The next morning, some Jews made a plan to kill Paul, but Paul's nephew heard the plan and warned Paul and the Roman commander. Paul was taken by horseback to the city of Caesarea where he was kept safe.

### Acts Memory Verse

As you have testified about Me  
in Jerusalem, so you must also  
testify in Rome. Acts 23:11

## Pharisees and Sadducees



Cut apart the Pharisees, the Sadducees, and Paul in the picture above and tape the three groups on separate plastic spoons to make little puppets. Sing the following words to the tune of "Old MacDonald Had a Farm," lifting the Pharisee puppet and the Sadducee puppet at the appropriate times.

**Phar-i-sees and Sadd-u-ceeds in the San-he-drin.**  
**Phar-i-sees and Sadd-u-ceeds in the San-he-drin.**  
**With an ar-gue here, and an ar-gue there,**  
**Here an argue, there an argue, everywhere an ar-gue.**  
**Phar-i-sees and Sadd-u-ceeds in the San-he-drin.**

Acts 23:11 Memory Verse Song  
(tune: "Jesus Loves Me")

As you have testified about Me  
In Jerusalem, so you must  
Also testify in Rome."  
Acts twenty-three, eleven.  
Yes, Jesus loves me.  
Yes, Jesus loves me.  
Yes, Jesus loves me.  
Acts twenty-three, eleven.



The Lord Jesus said to Paul, "Do not be afraid. I am sending you to preach in Rome."