

ACTS CHAPTERS 21:1-22:29

Paul's Perils in Jerusalem



19

2-Year-Olds - Kindergarten
July 17, 2005
2.ACT19EC

SHOOK

MEMORY
VERSE

I am ready to
die for the
name of the
Lord.

Acts 21:13
NIV

Teacher Tip. Be aware of how special you are to your students, and try not to disappoint them when they arrive. Every Sunday they need a greeting from you and a welcome back. Remember that even though some of the children may still have trouble leaving their parents to come to Sunday morning class, they need to see your consistent friendliness. You are God's friend who loves them, no matter what. Send cards to the children at home when they have been absent or if they have a birthday. Allow the children to hear you tell their parents about the good times you have had together. And say something good about each child as the parent comes to pick him or her up.

Chain Gang. Cut strips of construction paper one inch wide by six inches long. Show the children how to make paper chains by taping, stapling, or gluing the chains together. Two-year-olds will need more help and supervision with this task. Talk about Paul going to Jerusalem. Ask the children what it would be like to be bound with chains. Take a chain section the children made and attach it between two children at the legs. Ask them to walk across the room chained together without breaking the chain. "In today's Bible Adventure, we will hear about the time when Paul was told he would be put in chains if he went to Jerusalem. We will need to listen carefully to today's story to see if Paul reached Jerusalem and if he was chained."

Sailing Boats. Bring a large tub and several toy boats, or ask the Children's Department to loan you the bin of boats. Lay a tarp down under the tub and fill the tub with water. Let the children play with the boats. Talk about Paul sailing to Jerusalem. Sing, "To Jerusalem," or, "Take Me Back," from the Song section as the children play.

Pin the Chains on Paul. Trace around a child on a large piece of butcher paper. Let the children color him to look like Paul. Hang him on the wall, blindfold one child at a time, and let him tape or pin a chain (made from the Chain Gang Activity) on Paul. If you have access to baby interlocking links, those could be used here, too. Have fun laughing about where the chains end up on Paul. Young children will enjoy this activity without the blindfold.

Jail Box. Cover a large cardboard box with white butcher paper; then draw vertical lines on it like jail bars. This is the jail. Lay the box on its side with both ends open so the children can crawl in and out of it. As they play in the "jail," talk about Paul going to jail because he was sharing the Good News about Jesus.

Jump and Row Across the Sea. Form two parallel lines with two ropes that are laying close together on the floor. Pretend that this is a narrow sea. Put a teacher at each end of the ropes. Children will all line up along one side and jump together across the sea. Move the ropes so that each time the sea gets wider and it gets harder to jump. When it gets too wide, tell the children to pretend to row across the sea, moving their arms in a rowing action. They finally get to land and pretend like they are putting on their sandals to walk, walk to Jerusalem. They step high and higher to climb a mountain and then run in place down the other side. "In our Bible Adventure today, we will hear that Paul jumped into a boat, rowed across the sea, and walked to Jerusalem. Listen to find out what else happened to Paul."

Bottle Painting Acts Review (2.ACT18ECGF4). Pour liquid tempera paint into small bottles that have tips, like glue bottles. Let the children trace lines with paint on the GF4 picture from last week's Bible Adventure. Let the paint dry before handling. It is best to do this activity earlier in the morning so it is dry to take home. Talk about the child in the picture (Eutychus) and what happened to him to make Paul hold him in his arms. Talk about God's power to bring him back to life.

Books from Around the World. Provide numerous picture books or National Geographic magazines of life in different countries around the world. Talk about what the people wear, eat, and how they live. "In today's Bible Adventure, we will hear that Paul finished his third missionary trip. He ended up in the city of Jerusalem. He visited many different countries telling them about Jesus. Look in your books and see if you can find someone who needs to know about Jesus. Can you find people who don't live in houses but somewhere else? Look for foods that you don't recognize, and I'll help you identify them. Show me different kinds of clothes that you haven't seen before."

Tied Up in Knots. Provide several types of soft ropes, sashes, or strips of material for the children to practice tying knots, like Agabus did. Have them tie someone's hands to their feet and then allow that second child to try to work free of his bindings. "In today's Bible Adventure, we will hear about a prophet named Agabus who showed Paul how he would be bound and put in jail in Jerusalem. Paul's friends were sad and told Paul not to go to Jerusalem. In today's story we'll see if Paul changed his mind about going to Jerusalem, knowing he would be arrested."

Sailing on the Sea (2.ACT19ECGF9). Put a large piece of butcher paper on the wall and draw blue waves on it. On the table or floor, have the children each color a GF9 boat and/or decorate it by tearing bits of brown construction paper and gluing the pieces to their boats. Then help the children attach their boats to the "water" on the wall by fastening the boat to the background with a paper fastener. The boat can now rock back and forth. Talk about Paul sailing on a boat and seeing his friends in Caesarea. Focus on Aim Questions one and two as you work. Finish by singing "To Jerusalem" as you hang the boats. Leave this mural up for next week.

Traveling to Jerusalem. Designate three spots in the room which will represent Ephesus, Troas, and Jerusalem, writing the city names on masking tape or paper and taping them on the wall. You could add some props at each spot to help the children remember what happened there; for instance, a silver idol at Ephesus, a pillow (for the sleeping Eutychus) at Troas, and a picture of the temple at Jerusalem. Have the children march in a line from Ephesus to Troas to Jerusalem. While marching, have the children sing "To Jerusalem" from the Song section. If you wish to use this as a transition activity, have your Jerusalem spot near the chairs for the Bible Adventure and finish the "journey" by sitting in the chairs in "Jerusalem."



Presentation Ideas

Pictures 2.ACT19ECGF1 - 2.ACT19ECGF5. Color the pictures and glue them onto colored construction paper. Show these pictures as you tell the Bible Adventure. Save the pictures for review in the next lessons.

Dress Up. Wear a cloth belt today. Have another teacher take it off and tie his hands and feet with it.

Singing. At the point where Paul asserts that he will return to Jerusalem even though Agabus has prophesied that Paul will be put in prison, sing or play a recording of "Take Me Back" from the Song section.

Props and Singing. Put a paper chain (or real chain) around a teacher's hands and have him get into the "jail" box. Then sing "To Jerusalem."

Finger Play.

The wind tells me;	<i>(Sway like a tree.)</i>
The birds tell me;	<i>(Flap your arms.)</i>
The Bible tells me, too,	<i>(Form a book with your hands.)</i>
How much our Father loves us all,	<i>(Stretch out your arms.)</i>
And now I'm telling you.	<i>(Point to yourself, then to the children.)</i>

Bible Adventure for 2s & 3s

(Take coins out of your Acts Travel Bag.) The church families that Paul visited on his third missionary journey gave him money to take back to the poor Christians in Jerusalem. Paul believed that God wanted him to go, so he got on a boat and sailed toward Jerusalem.

(Show the 2.ACT19ECGF1 picture.) Paul got off the boat in a town called Caesarea. While Paul was staying at Caesarea, a prophet named Agabus came up to Paul and did a very strange thing. Agabus took Paul's belt and tied his own hands and feet together with the belt.

Agabus said, "Paul, the Holy Spirit has told me that when you go to Jerusalem, your hands and feet will be tied together like this and that you will go to jail." Agabus was a prophet from God, so Paul knew that his words were true.

All of Paul's friends were sad to hear Agabus' words. *(Make a sad face.)* They had tears in their eyes as they said to Paul, "Don't go to Jerusalem. We don't want you to go to jail."

Paul said, "Don't cry for me. You are making me sad, too. I don't mind going to jail for Jesus or even dying for Him. If God wants me to go to Jerusalem, then I must go."

(Show the 2.ACT19ECGF2 picture.) Paul and Luke walked to Jerusalem and went to the temple. Some Jews who did not love Jesus saw Paul in the temple. They said, "That's Paul! Let's get rid of him fast!"

The Jews started yelling, "Get Paul out of the temple! Get Paul out of town!" They were angry because Paul loved Jesus.

A crowd of people came running. They dragged Paul from the temple and started beating him. When the Roman officer heard about the trouble at the temple, he sent soldiers to see what was happening.

(Show the 2.ACT19ECGF3 picture.) The soldiers had no idea what the problem was because some people were yelling one thing and other people were yelling another thing. The soldiers arrested Paul and tied his hands and feet with two chains, just like Agabus had said would happen. The soldiers took Paul up the jail steps.

As the soldiers were taking Paul into the jail, Paul said to the officer, "May I speak to the people, please?" Paul was not afraid of the crowd because he knew that God would help him be brave and bold.

Paul stood at the top of the stairs and said in a loud voice (*raise voice*) to the crowd, "You know that I am a Jew like you and learned the whole law from the best Jewish teachers. I have always obeyed and loved God's Law. I believe that Jesus is the Christ. Jesus told me to preach the Good News to the Gentiles, and I have obeyed Him."

(Show the 2.ACT19ECGF4 picture.) When Paul said the word "Gentiles," the crowd started yelling and throwing dust from the ground up into the air. (*Pretend to reach down and throw dust into the air.*) The Roman officer had to take Paul away so that he wouldn't be hurt.

(Show the 2.ACT19ECGF5 picture.) The Roman officer ordered Paul to be put in jail and chained to a guard. Paul wasn't afraid. Paul would always stand up for Jesus and tell the truth. Paul loved Jesus more than anything.

Prayer. Dear God, thank You for Paul who was not afraid to tell the truth about Jesus. Thank You for giving us Paul's words in the Bible. In Jesus' name, Amen.

Aim Questions for 2s & 3s

- 1. Who went from town to town, collecting money for the church in Jerusalem?** (Paul.)
- 2. Who was willing to go to jail for Jesus and even die for Him?** (Paul.)
- 3. Who helped Paul be brave and bold in front of the angry crowd?** (God.)
- 4. Who loved Jesus more than anything?** (Paul.)

Bible Adventure for 4s & 5s

(Take coins out of your Acts Travel Bag.) The church families that Paul visited on his third missionary journey gave him money to take back to the poor Christians in Jerusalem. Paul believed that God wanted him to go to Jerusalem, so he got on a boat and sailed away. (*Sing, "To Jerusalem," as you pretend to sail a boat through water. Rock back and forth as you sing.*)

(Optional paragraph.) Paul got off the boat at the town of Caesarea and stayed in the home of Deacon Philip. He was glad to hear from Philip about the new Christians in Samaria and about the Ethiopian in the chariot who believed and was baptized. (*Show those review pictures, if time permits.*) Paul told Philip all that was happening on his missionary journeys.

(Show the 2.ACT19ECGF1 picture.) While Paul was staying at Caesarea, a prophet named Agabus came up to Paul and did a very strange thing. Agabus took Paul's belt and tied his own hands and feet together with the belt.

Agabus said, "Paul, the Holy Spirit has told me that when you go to Jerusalem, your hands and feet will be tied together like this and that you will go to jail." Agabus was a prophet from God, so Paul knew that his words were true.

All of Paul's friends were sad to hear Agabus' words. *(Make a sad face.)* They had tears in their eyes as they said to Paul, "Don't go to Jerusalem. We don't want you to go to jail."

Paul said, "Don't cry for me. You are making me sad, too. I don't mind going to jail for Jesus or even dying for Him. If God wants me to go to Jerusalem, then I must go."

Paul and Luke walked from Caesarea to Jerusalem. When they arrived, they met with James and the rest of the Jerusalem elders. They gave warm hugs and told all about how God was working during their missionary journeys.

(Show the 2.ACT19ECGF2 picture.) Paul walked to the temple in Jerusalem. Some Jews from Asia, from the Ephesus area, saw Paul in the temple. They said, "That's Paul! What's he doing here? Let's get rid of him fast!"

The Jews started yelling, "Get Paul out of the temple! Get Paul out of town!" They were angry because Paul loved Jesus.

A crowd of people came running. They dragged Paul from the temple and started beating on him. When the Roman police officer heard about the trouble at the temple, he sent soldiers to see what was happening.

(Show the 2.ACT19ECGF3 picture.) The soldiers had no idea what the problem was because some people were yelling one thing and other people were yelling another thing. The soldiers arrested Paul and tied his hands and feet with two chains, just like Agabus had said would happen. The soldiers took Paul up the jail steps.

As the soldiers were taking Paul into the jail, Paul said to the officer, "May I speak to the people, please?" Paul was not afraid of the crowd because he knew that God would help him be brave and bold.

The Roman officer allowed Paul to speak. Paul stood at the top of the stairs and said in a loud voice to the crowd, "You know that I am a Jew like you and was taught the whole law by the best Jewish teachers. I have always obeyed and loved God's Law. When Jesus came, I didn't believe He was the Messiah. When He died, I was glad and wanted to hurt Christians, just like you do. I spent all my time finding Christians to throw in jail. Then one day on the road to Damascus, Jesus blinded my eyes and spoke to me. From that day on, I have believed that Jesus is the Christ. Jesus told me to preach the Good News to the Gentiles, and I have obeyed Him."

(Show the 2.ACT19ECGF4 picture.) When Paul said the word "Gentiles," the crowd started yelling and throwing dust from the ground up into the air. *(Pretend to reach down and throw dust into the air.)* The Jews were so angry at Paul that they wanted to kill him.

The Roman officer had to take Paul into the barracks so that he wouldn't be hurt by the angry crowd. The officer didn't know what to do with Paul, so he ordered the guard to beat Paul with a whip.

Paul said to the guard, "Is it right to beat a man who has done nothing wrong? I am a Roman citizen, and what you are doing is wrong." The guard went back to the Roman officer and asked what he should do.

(Show the 2.ACT19ECGF5 picture.) The Roman officer ordered Paul to be put in jail and chained to a guard, just like Agabus had said would happen. Paul wasn't afraid. Paul always told the truth about Jesus because he loved Jesus more than anything. Next week, we will find out what happens to Paul in jail.

Prayer. Dear God, thank You for Paul who was not afraid to tell the truth about Jesus. Thank You for giving us Paul's words in the Bible. In Jesus' name, Amen.

Aim Questions for 4s & 5s

- 1. Who warned Paul that he would go to prison if he went to Jerusalem?** (A prophet named Agabus tied his own hands and feet with Paul's belt to show what would happen to Paul in Jerusalem.)
 - 2. Was Paul afraid to go to Jerusalem?** (No. Paul was willing to go to jail and even to die for Jesus.)
 - 3. What happened in Jerusalem when Paul went to the temple?** (Angry men started yelling and throwing dust in the air.)
 - 4. What did the Roman soldiers do to Paul's hands and feet, just like Agabus had said?** (They put chains on Paul's hands and feet and took him to jail.)
-



LOOK

Aim Questions. Write the Aim Questions on links of paper chain and tear off a link to be read by the teacher and answered by the child.

Sailboat Snack. Give each child a half of a peach, a pretzel stick, and a piece of bread, cut in a triangle. Roll the bread out flat with a rolling pin and let the children stick the pretzel through it for a sail. Then they can stick the other end of the pretzel in the peach. Before the children eat their peach boats, let them "sail" their boats on their plates as they sing "To Jerusalem." Say a thank-you prayer to God for our good food.

Snack Suggestion #2. Provide licorice ropes along with whatever else is served.

Transition Idea. Walk with your arms crossed in front of you as if they were tied.

"Bound in Jerusalem" Activity Page (2.ACT19ECGF6). "In today's Bible Adventure, we will hear about the time when Paul was bound up with chains. That means he was tied so that he couldn't run away from those who had arrested him." Color the GF6 picture of Paul and draw what you think chains would look like on Paul's wrists and ankles. The children could make small paper chains and glue them on Paul's wrists and ankles. This will show how Paul was "bound up" so he couldn't escape.

"Paul Was Arrested" Activity Page (2.ACT19ECGF2 and 2.ACT19ECGF7). Copy the GF2 page on card stock paper and give one to each child. Copy one GF7 Paul for each child and cut them out. Attach the Paul cut-out picture on top of the GF2 Paul with a brad paper fastener at the waist. Show how the angry men were shoving Paul from side to side by moving Paul from side to side. Wrap aluminum foil around two straws per child's page. Cut the straws to match the length of the soldiers' spears. Pinch the ends of the foil on one end to make points on the ends of the spears. Tape or glue the foil spears on top of the GF2 soldiers' spears. Review the memory verse that says that Paul was ready to be bound and even to die for the Lord Jesus.

“Paul Was Bound” Activity Page (2.ACT19ECGF5 and 2.ACT19ECGF8). Copy a GF5 page on card stock paper for each child. Give the children strips of yarn to glue on the jail bars and a GF8 memory verse to glue somewhere on the jail wall. Talk about Agabus’ prophecy and how it came true. Paul was happy to do whatever God asked him to do, even if it meant being locked up for doing nothing wrong.

Sponge Painting Mural (2.ACT19ECGF6). Put a narrow piece of butcher paper on the floor and have pans of different colored tempera paint and small pieces of sponge available. Ask children to make a crowd of yelling people along the bottom edge of the butcher paper (sponge dabs of colors). Place the GF6 Paul next to the crowd. Talk about how the people treated Paul and how he was brave and bold with God as his helper.

Paul in Jail Milk Carton. Cut the top off of a small milk carton. Let children glue torn pieces of dark colored construction paper on the outside. Trim any obvious extra paper from the edges of the box. Make a Paul puppet out of a baby clothespin by putting a face on the top of the clothespin. Place him in the jail. Punch four holes in the top of the jail and four in the bottom. Give each child a 16” piece of yarn. Help the children thread the yarn through the first hole and tie a knot. Let the child thread the yarn through the holes to make the bars. Help again by tying a knot at the end so the bars stay in place. Where did Paul end up being in jail? (Jerusalem.) Did Agabus’ prophecy come true? (Yes. He was God’s prophet. Paul was not afraid to have his hands and feet tied up for Jesus.)

Prophecy Came True (2.ACT19ECGF5 and 2.ACT19ECGF10). Copy a GF5 and a GF10 page for each child. Tape the GF10 page on top of the GF5 page (tape only the top edges) so that the GF10 page can be lifted to see the picture underneath. Talk about Agabus giving a prophecy from God that Paul would have his hands and feet tied when he went to Jerusalem like Agabus was tying his own hands and feet. Show that the prophecy came true by lifting the GF10 page and looking at Paul with chains in jail.

Wave Race. If it is hot out, this is a good outdoor game. You will need a wading pool, water, plastic spoons, and a ping-pong ball. Fill the pool with water. Give each child a plastic spoon. Drop the ball in the pool and when you say, “Go,” the children try to get the ball to the opposite side of the pool by making waves with their spoons. Older children may face each other across the pool and, when the ball is dropped in the center of the pool, work to move it by waves to the opposite side. Talk about Paul and how he traveled on the sea. What would his ship look like? Sometimes the waves were big and sometimes they were small. What does it feel like to ride on waves?

Walk to Jerusalem. In a follow-the-leader fashion, walk outside, pretending to be on your way to Jerusalem. Make observations of nature and talk about how God provides for different animals you see. How did God provide for Paul on his travels? Have one or more leaders stand in separate areas, pretending to be in different cities. Have the children tell them about Jesus and why they are asking for money when they get to that area. As they travel, sing the “To Jerusalem” song while you walk to Jerusalem. When you arrive at your designated spot, Jerusalem, gather the children around and review the Aim Questions.

Trail to Jerusalem. Lay a long piece of butcher paper across your room. Have the children line up single file standing on the piece of paper. Quickly have the teachers trace each child's footprint, with the child's shoes on, onto the piece of paper. Start at one end of the paper and let the children follow the path to Jerusalem. Sing "To Jerusalem" from the Song section as the children walk down the path. At the other end of the paper, have a teacher standing there giving each child a paper chain as they arrive in "Jerusalem." When all the children are at the other end of the room, gather them and talk about the Aim Questions.

Imagination and Music Story Review. Ask children to imagine something that happened in the Bible Adventure today (sailing, walking, talking, being chained, finger shaking, beating the air) and act it out to music, freezing in place when the music stops. At this time, the teacher may ask a child what he was acting out. This is a good way to review the Bible Adventure.

Sticker Tag Review. Start with each child receiving five stickers. Tell children to play tag by chasing other children either outside or in a large open play area and putting stickers on their clothing. Once they receive a sticker, they cannot take it off. After three to five minutes, stop and sit in a circle. Place three stickers on the clothing of any children who may not have any stickers. Go around the circle, and have each child peel off one sticker and tell one thing they remember about the Bible Adventure today. Occasionally, you may ask three children to remove a sticker and say the memory verse together.

Do You Know Who Jesus Is? (tune: "Muffin Man"). Talk about how Paul told all the people who Jesus was and what He had done for him. Stand in a circle with a masking tape "X" on the floor. Have the children hold hands and sing this song, marching in a circle. Switch directions after each verse. At the end of each verse, the child standing on the "X" joins you in the middle of the circle.

1. Oh, do you know who Jesus is,
Who Jesus is, who Jesus is?
Oh, do you know who Jesus is?
He is the Son of God. *(Stop. The child on the "X" goes to the center. The circle goes in the opposite direction.)*
2. Oh, yes I know who Jesus is,
Who Jesus is, who Jesus is.
Oh, yes I know who Jesus is,
He is the Son of God. *(Stop. The second child on the "X" goes to the center. The circle changes direction again.)*

Agabus Activity Song (tune: "London Bridge").

Ag-a-bus came up to Paul, up to Paul, up to Paul.

Ag-a-bus came up and said, "You will go to jail."

Play this game as you would "London Bridge Is Falling Down" with children walking under the arms of two teachers. As you sing the last words, the teachers catch several children in their arms. You can simply talk about those children pretending to be in jail (best for younger children), or you can tie those children's hands and take them to a spot in the room designated as the jail. "In today's Bible Adventure, we will hear about a man named Agabus who told Paul that he would go to jail."

Songs.

Acts 21:13 Memory Verse Song (tune: "The Farmer in the Dell").

I am ready to die.
I am ready to die
For the name of the Lord.
Acts twenty one, thirteen.

To Jerusalem We Go (tune: "It's off to Work We Go").

Hi, ho! Hi, ho! To Jerusalem we go.
With gifts on board
We're heading toward
Jerusalem. Hi, ho!
Repeat.

Take Me Back (tune: "Take Me out to the Ball Game").

Take me back to Jerusalem.
Take me back; don't delay.
I don't care if there's danger there.
God said to go and I know that He cares.
So I'll go on back to Jerusalem
Even if I'm afraid,
'Cause I know that God's on my side
And I want to obey.

Bible Adventure Review Song! (tune of "London Bridge").

1. Pa-aul said, "Don't cry for me, cry for me, cry for me." *(Rub eyes.)*
Pa-aul said, "Don't cry for me; I'll gladly go to jail."
2. Je-ews yelled, "Get out of town, out of town, out of town."
Je-ews yelled, "Get out of town. We don't want you here." *(Point thumb behind you.)*
3. Soldiers chained Paul's hands and feet, hands and feet, hands and feet.
Soldiers chained Paul's hands and feet. They sent him to jail. *(Hand around wrist and ankles)*
4. God helped Paul be brave and bold, brave and bold, brave and bold.
God helped Paul be brave and bold, when he faced the crowd. *(Raise a clenched fist.)*



TOOK

Sneaker Verse Review (2.ACT19ECGF11). Paul wore sandals when he preached about Jesus. He walked from town to town and to Jerusalem to tell people to believe in the Lord Jesus to be saved. Copy the GF11 page on cardstock paper. Let each child color and cut out one sock and one shoe. Hook them together with a brad paper fastener. Keep practicing the memory verse so that when the children take their sneakers home, they can say the verse for their parents.

Walking Shoes Necklace (2.ACT19ECGF12). Prepare a necklace for each child by giving them the GF12 song lyrics and a shoe copied on heavy weight paper. As the children are coloring or decorating their shoes and words, have them sing the song several times. Punch holes in both and let the children string them on a piece of 26" yarn to tie around their necks. Talk about Paul and how he spent time walking to Jerusalem. He told everyone who he was and how he had met Jesus. "You can tell everyone who you are when you show them your necklace. You can tell them about Jesus, too."

Share Your Story Megaphones (2.ACT19ECGF12). Materials: One paper towel tube per child, one copy of the GF12 sneaker with memory verse per child, glue or tape, decorating materials, yarn, and a hole punch (optional). "Just like Paul was ready to share what God had done for him with everyone he met, we want to share what God has done for us with everyone we know. We always should be bold and brave to tell people the Good News about what God and Jesus have done for us. Let's make a megaphone to sing 'Jesus Loves Me' so we can practice sharing what God has done for us." Tape or glue a GF12 sneaker on the outside of the paper towel tube, and let the children decorate it if you wish. Sing "Jesus Loves Me," using the megaphones to sing loudly. You may wish to punch two holes on either side of one end of the tube and tie a length of yarn in the holes so that the megaphones can be worn around the children's necks.


"Wherever I Am" Discussion (2.ACT19ECGF13). Put the GF13 pictures of places people might go in your Acts suitcase. Add any pictures you find in magazines. Let a child come up, pick out a picture, tell what it is, and say, "I am ready to tell about Jesus when I go to the (beach)." Let all the children have a turn.

Sending Food to Our Missionaries Note (2.ACT19ECGF14). Send home a GF14 note with the children explaining that you will be collecting food donations that can be packaged in a large bubble pack envelope. Items to be included may be seasoning packets, hot chocolate, instant oatmeal, dry soup mix, dried fruit snacks, tea, gum, etc. Read the note to your children and explain something about where your classroom missionary family lives. Explain how the items they plan to send will feed the missionary family and their friends. Just as Paul and Luke collected money to buy food for the families in Jerusalem, we will be collecting food to send to an area that doesn't always have the choice of getting these items. Next week, collect any contributions and show the children how you place them in the envelope with the missionary's name on the front.


Preschool Page for Parents (2.ACT19ECPPP). Send a page home with each child, encouraging parents to reinforce the Bible truths at home. Spend a few minutes before the children go home creatively reviewing the memory verse song.



Agabus tied his own hands and feet to show Paul how he would be tied up in Jerusalem.




When men shouted at Paul for coming to the temple, soldiers came to see what was happening.



Paul spoke to the crowd from the top of the jail steps about his job of preaching to the Gentiles.



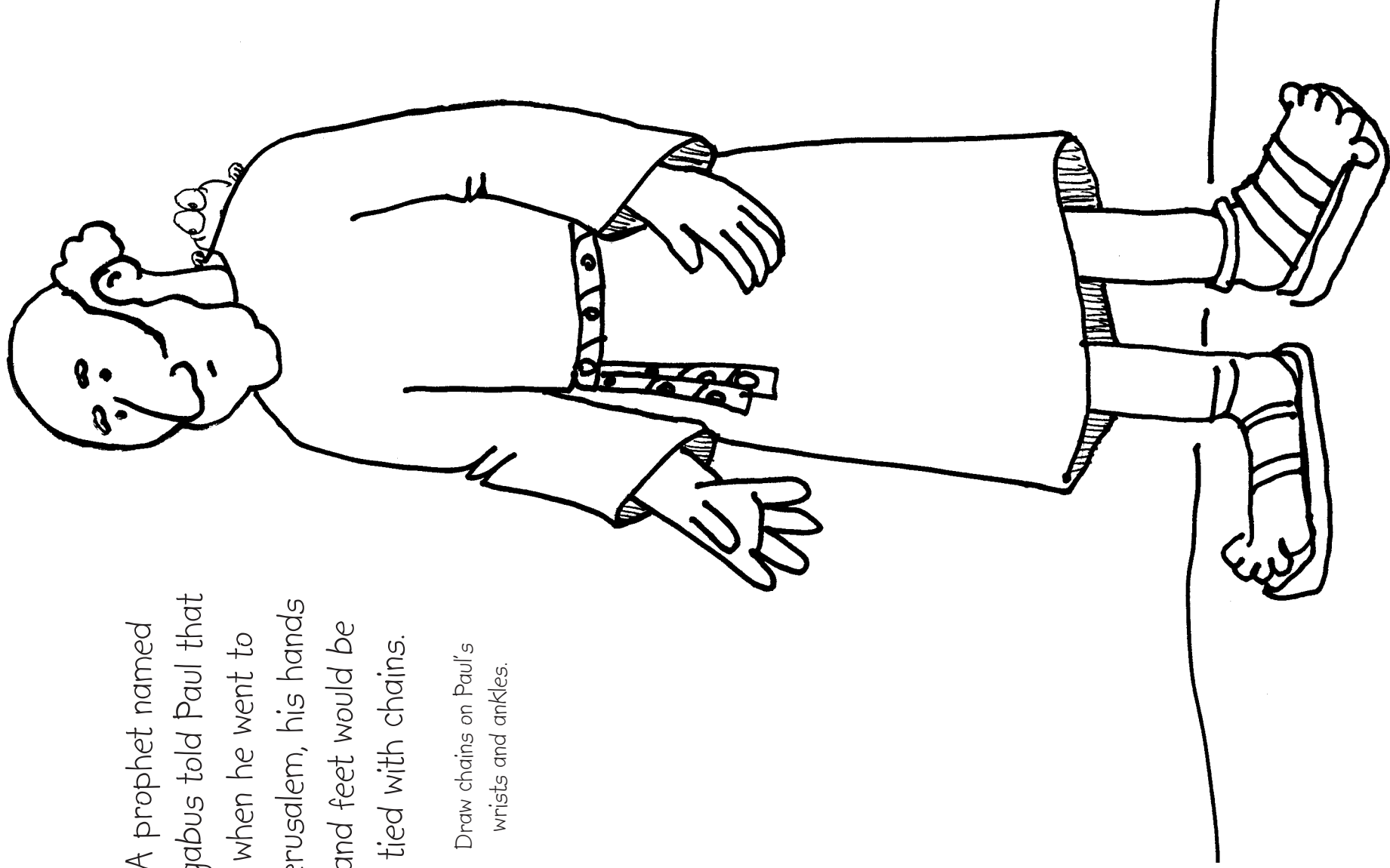
When Paul spoke of Gentiles, the Jews became angry and threw dust up in the air.

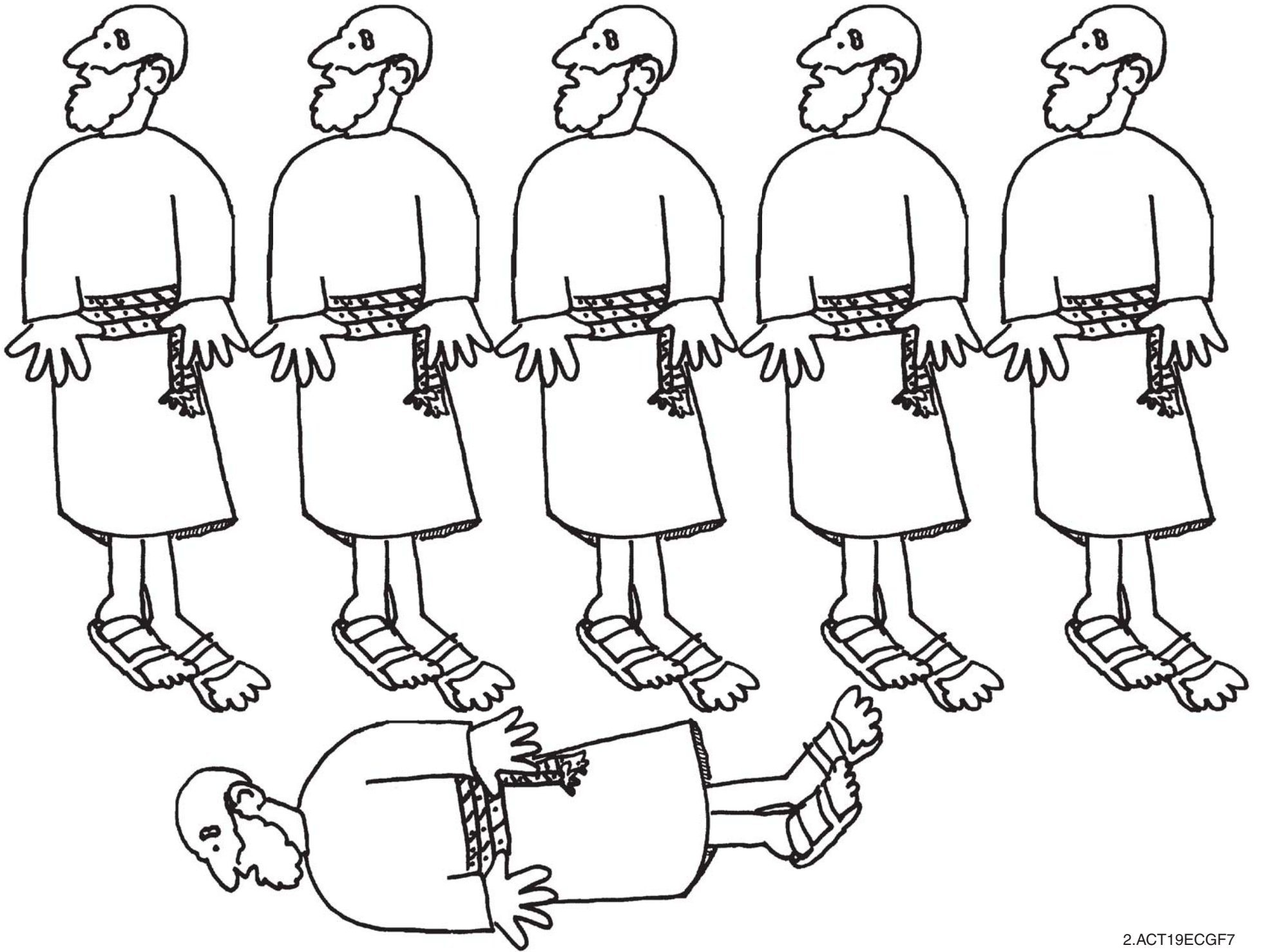


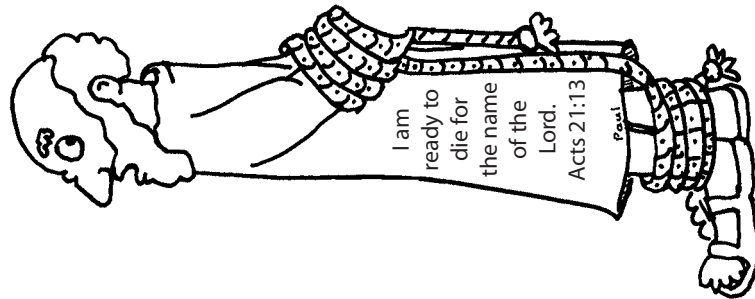
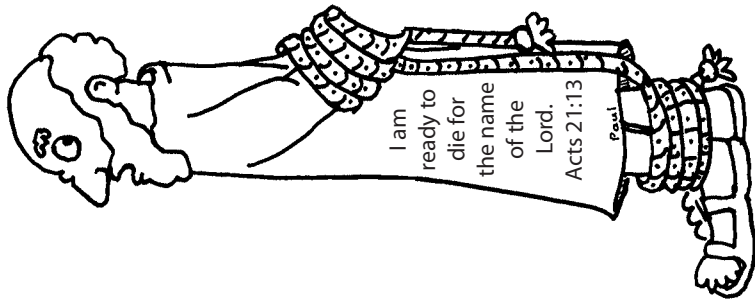
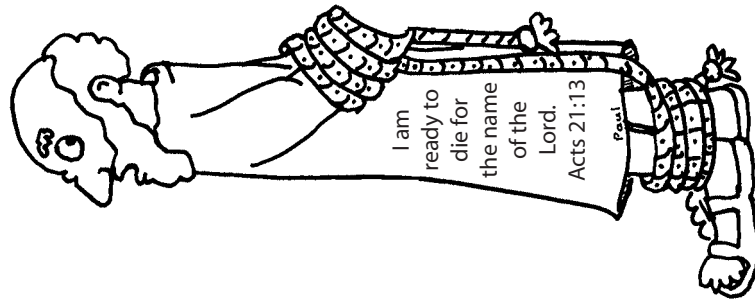
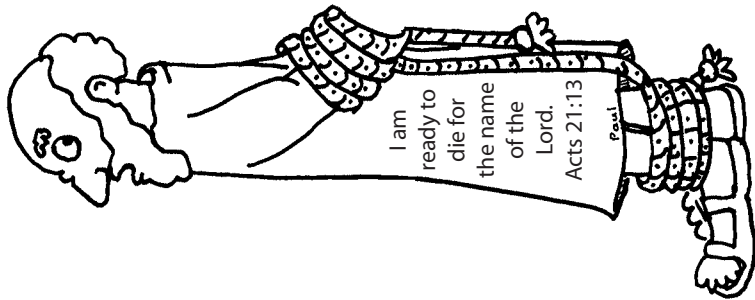
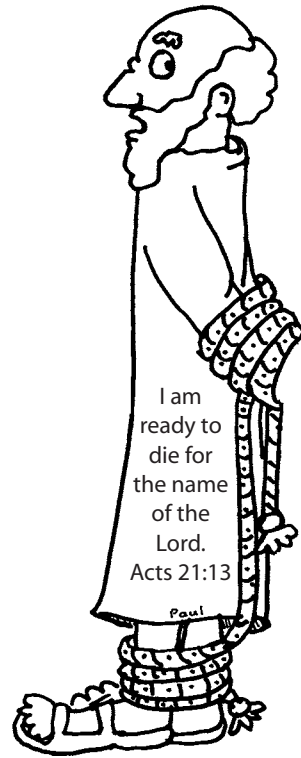
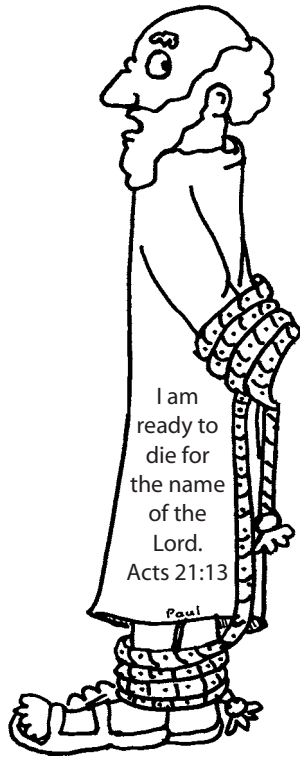
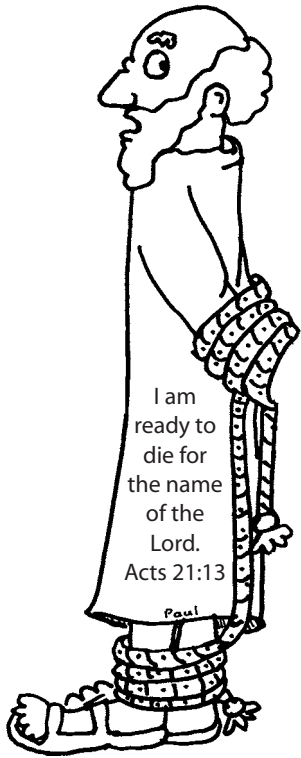
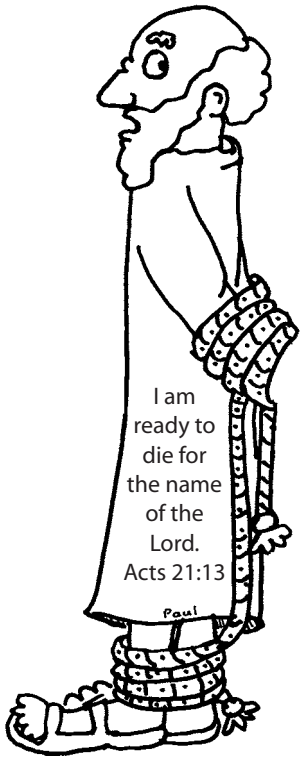
The Roman soldiers put Paul in jail to keep him safe from the angry crowd.

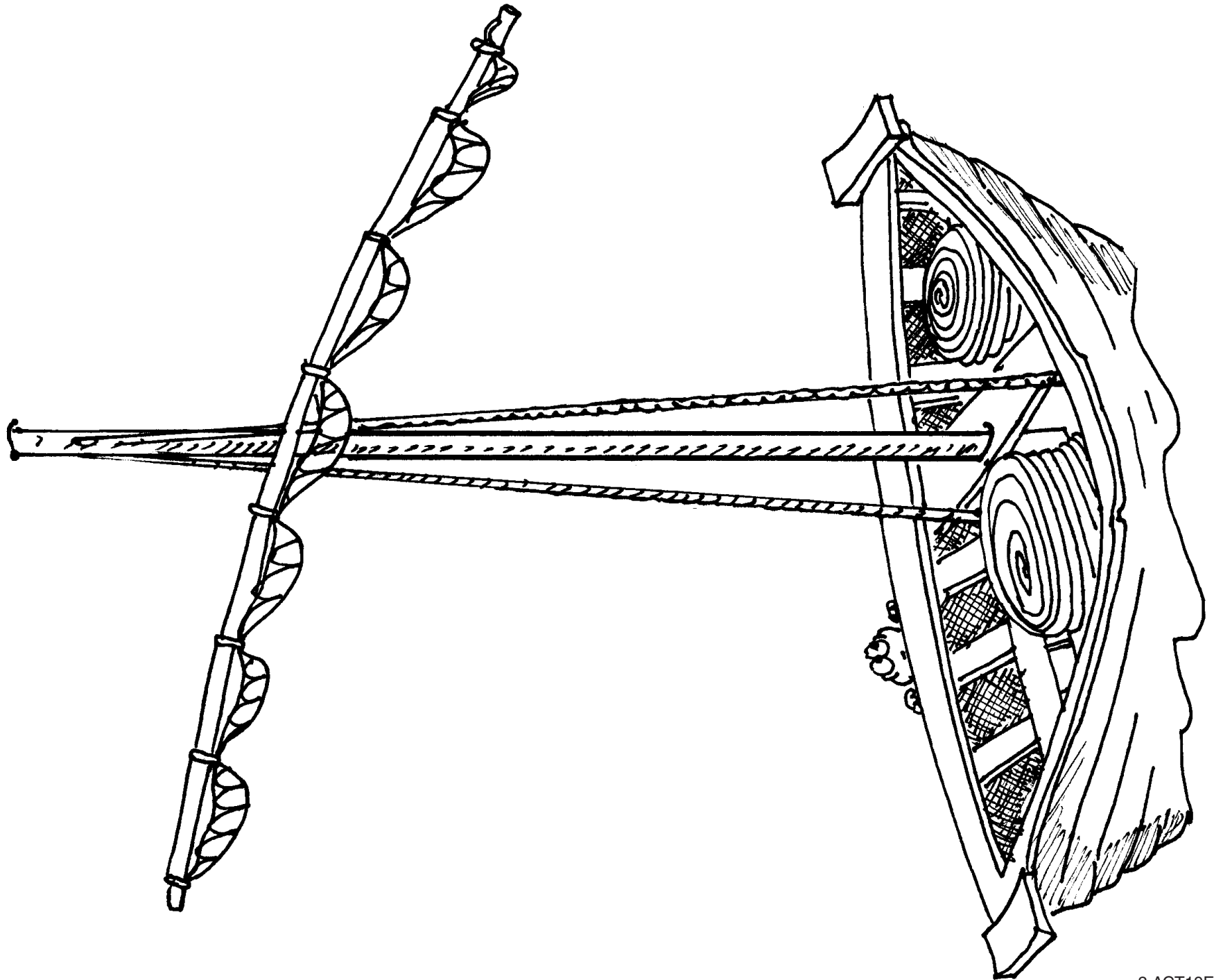
A prophet named
Agabus told Paul that
when he went to
Jerusalem, his hands
and feet would be
tied with chains.


Draw chains on Paul's
wrists and ankles.



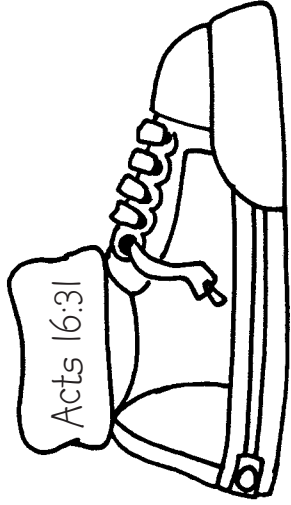






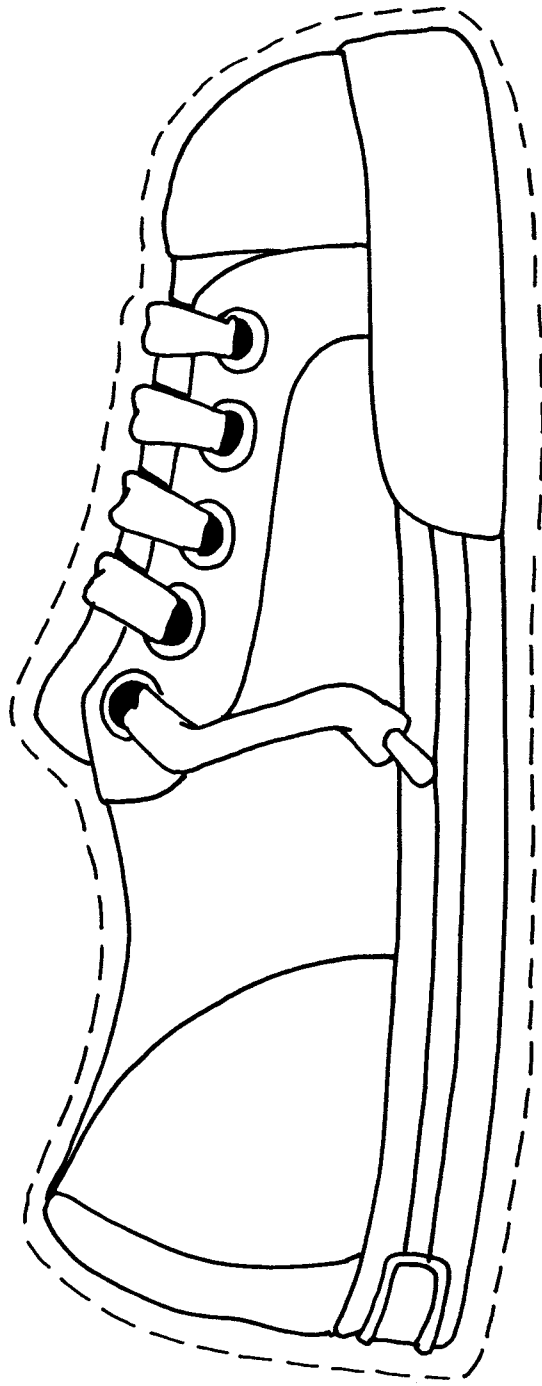



Agabas tied his own feet with Paul's belt to show how Paul would be tied up in Jerusalem.

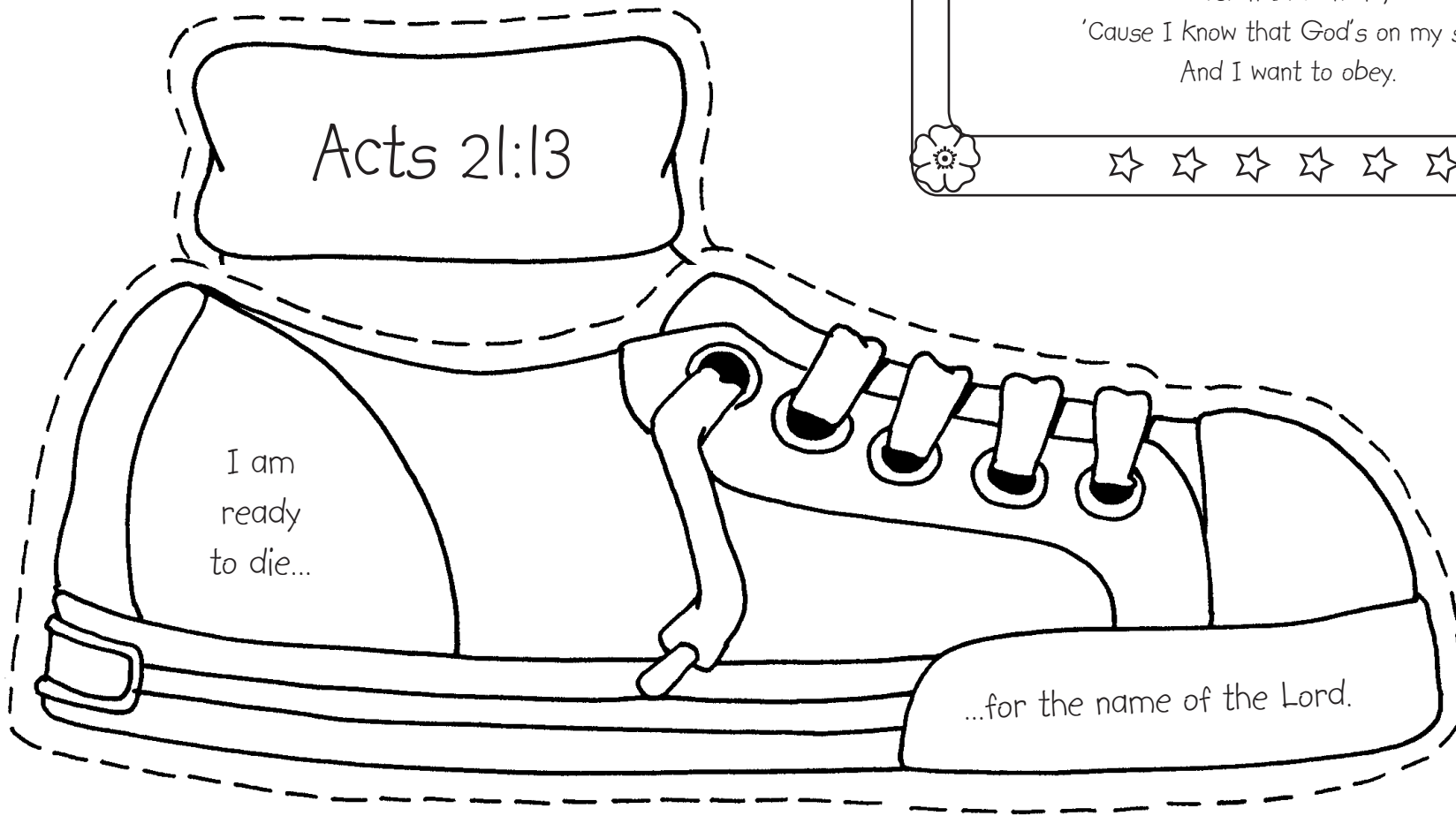


Sneaker Review

Copy this page on white card stock paper, one shoe and one sock per child. Write the memory verse on the sock, or cut out the verse at the bottom of this page and glue it on the sock. Children can color their socks and shoes. Cut them out and hook them together with a brad paper fastener. Practice the memory verse so that the children can say it to their parents.



Believe in the Lord Jesus
and you will be saved.



Acts 21:13

I am
ready
to die...

...for the name of the Lord.

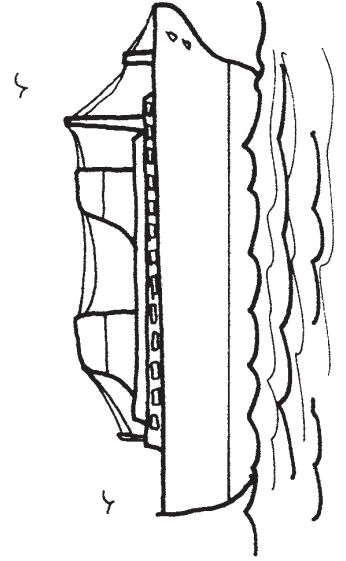
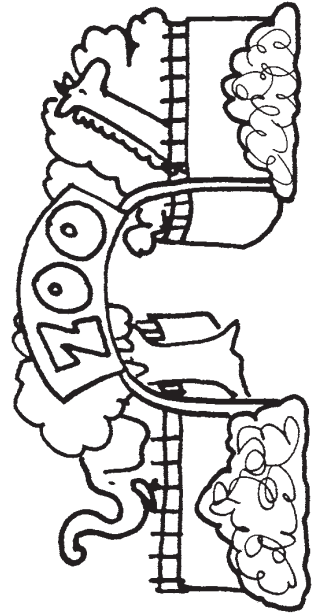
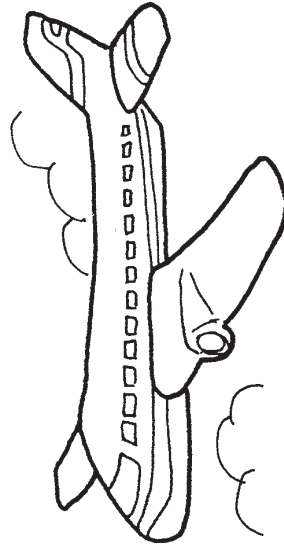
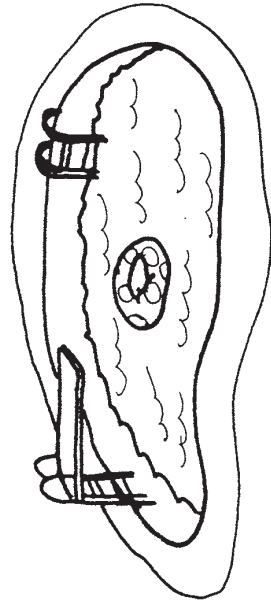
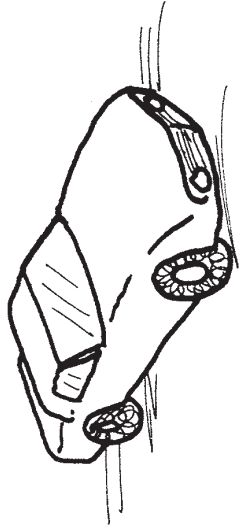
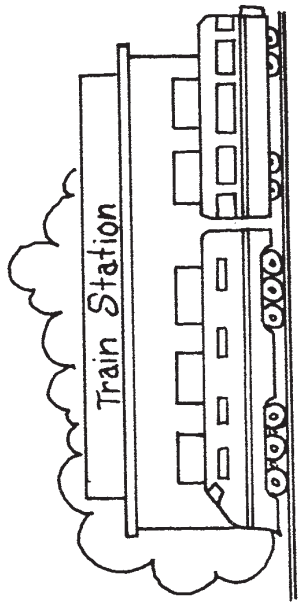
☆ ☆ ☆ ☆ ☆ ☆


Take Me Back
(tune: "Take Me out to the Ball Game")

Take me back to Jerusalem.
Take me back; don't delay.
I don't care if there's danger there.
God said to go and I know that He cares.
So I'll go on back to Jerusalem
Even if I'm afraid,
'Cause I know that God's on my side
And I want to obey.

☆ ☆ ☆ ☆ ☆ ☆

I can talk about Jesus wherever I go.






Dear church families,

We are reading the book of Acts on Sunday mornings. We have learned that Paul and Luke collected money from different church families to help the Christians in Jerusalem buy food. We are asking for any food items that can be packaged in a large bubble pack envelope to be sent to the _____ missionary family. Items easy to ship are seasoning packets, hot chocolate packets, instant oatmeal, dry soup mix, dried fruit snacks, tea, gum, etc. Please have your child bring any such items next Sunday morning, and we will pack and send them to our classroom missionary family. Thank you for helping support the teaching of God's Word in other parts of the world.




Dear church families,

We are reading the book of Acts on Sunday mornings. We have learned that Paul and Luke collected money from different church families to help the Christians in Jerusalem buy food. We are asking for any food items that can be packaged in a large bubble pack envelope to be sent to the _____ missionary family. Items easy to ship are seasoning packets, hot chocolate packets, instant oatmeal, dry soup mix, dried fruit snacks, tea, gum, etc. Please have your child bring any such items next Sunday morning, and we will pack and send them to our classroom missionary family. Thank you for helping support the teaching of God's Word in other parts of the world.



Dear church families,

We are reading the book of Acts on Sunday mornings. We have learned that Paul and Luke collected money from different church families to help the Christians in Jerusalem buy food. We are asking for any food items that can be packaged in a large bubble pack envelope to be sent to the _____ missionary family. Items easy to ship are seasoning packets, hot chocolate packets, instant oatmeal, dry soup mix, dried fruit snacks, tea, gum, etc. Please have your child bring any such items next Sunday morning, and we will pack and send them to our classroom missionary family. Thank you for helping support the teaching of God's Word in other parts of the world.




Dear church families,

We are reading the book of Acts on Sunday mornings. We have learned that Paul and Luke collected money from different church families to help the Christians in Jerusalem buy food. We are asking for any food items that can be packaged in a large bubble pack envelope to be sent to the _____ missionary family. Items easy to ship are seasoning packets, hot chocolate packets, instant oatmeal, dry soup mix, dried fruit snacks, tea, gum, etc. Please have your child bring any such items next Sunday morning, and we will pack and send them to our classroom missionary family. Thank you for helping support the teaching of God's Word in other parts of the world.

July 17, 2005

Acts Chapters 21:1-22:29: Paul's Perils in Jerusalem



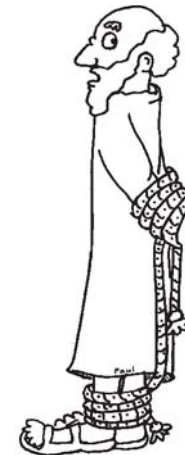
This is what I learned today!

Paul continued on his trip toward Jerusalem, stopping at the town of Caesarea. A prophet named Agabus told Paul he would be bound by his hands and feet in Jerusalem. This made Paul's friends sad, and they began to cry. Paul told them that he had to go where God wanted him to go. After Paul and Luke arrived in Jerusalem, they went to the temple. Jews became angry when they saw Paul in the temple, causing such a riot that Roman soldiers came to arrest Paul, binding his hands and feet as prophesied. Paul spoke to the angry crowd about God choosing him to teach the Good News to the Gentiles. The word "Gentiles" made the crowd even more angry at Paul. The Roman officer put Paul in jail in order to stop the riot.

Acts Memory Verse

I am ready to die for the
name of the Lord. Acts 21:13

Fit to
be
tied



Loosely tie your ankles with string or a scarf. Try walking around. Have fun with the funny way you walk. If your child wants to try the same thing, be sure that he or she can move around and isn't afraid. Do the same thing with your wrists, if you have time. Keep the game light, but then tell your child that the chains that tied Paul's hands and feet hurt him. He had to stay in jail for a long time. Paul was a brave man who was ready to be bound and even to die for the name of the Lord Jesus.

Acts 21:13 Memory Verse Song
(tune: "The Farmer in the Dell")

I am rea-dy to die;
I am rea-dy to die
For the na-ame of the Lord.
Acts twenty-one, thirteen.



Agabus tied his own hands and feet to show Paul how he would be tied up in Jerusalem.