

# ACTS CHAPTERS 21:1 - 22:29

## Paul's Perils in Jerusalem



# 19

July 17, 2005  
2.ACT19

### Lesson Goal

Students will be bold in sharing the Gospel with their friends.

### Lesson Objectives

Students will be able to:

- Explain what warnings Paul received on his way to Jerusalem.
- Explain what happened to Paul in Jerusalem.
- Explain what happened to Paul while he was in the temple.
- Write out or share their testimony with their classmates.

### Memory Verse

Acts 21:13 ~ *"Then Paul answered, 'Why are you weeping and breaking my heart? I am ready not only to be bound, but also to die in Jerusalem for the name of the Lord Jesus.'"*

### Application

- Trust that God is in control of all circumstances.
- Pray that you would grow in your heart for the lost.
- Pray that God would give you boldness in sharing the Gospel with your friends

# TEACHER PLANNING SHEET

## Prepare Your Heart

- Read and study through the passage meditatively.
- Prayerfully seek how God would have you personally apply this passage to your own life. Write these down.

---

---

---

## Prepare the Lesson

- Choose from the various ideas in the lesson plan.
- Write down an approximate time frame for each.
- List the materials needed.

## HOOK

Time

\_\_\_\_\_

\_\_\_\_\_

## BOOK

Time

\_\_\_\_\_

\_\_\_\_\_

## LOOK

Time

\_\_\_\_\_

\_\_\_\_\_

## TOOK

Time

\_\_\_\_\_

\_\_\_\_\_

Materials Needed:

---

---

---

---

---

---

---

---

---

---

---

---

# ACTS CHAPTERS 21:1-22:29

## Paul's Perils in Jerusalem



# 19

1st–3rd Grade  
July 17, 2005  
2.ACT19EL

### MEMORY VERSE

☞

“Then Paul answered, ‘Why are you weeping and breaking my heart? I am ready not only to be bound, but also to die in Jerusalem for the name of the Lord Jesus.’”  
Acts 21:13



## SHOOK

---

**Charades (Game).** Play charades using the following words: ocean, ship, good-bye, belt, beg, cry, shout, soldiers, arrested, warning, pray, courage, heart, bound, die, Jesus, and any other words that might tie into the lesson. Tell the students that in today's Bible adventure they are going to learn how many of the words that we used in our game affected Paul greatly.

**Teacher Testimony (Discussion).** Share your testimony with the students. How did you come to know Jesus as your Lord and Savior? Have you had to suffer because of your choice to follow Jesus? (Has your family not wanted anything to do with you? How did your unsaved friends respond to your following the Lord?) How has your life changed since you accepted the Lord? How is God using you today to further His Kingdom? Tell them that in today's Bible adventure they will learn how Paul shared his testimony and what the Jews did in response to what he said.

**Citizenship (Discussion).** Ask the students the following questions:

1. What does it mean to be a citizen of the United States?
  2. What privileges do citizens have that other residents do not?
  3. How does a person become a citizen?
  4. Did you know that people who were not born citizens have to take a test to become one?
- See if you can answer some of these questions from the test.
5. What country did we fight during the Revolutionary War?
  6. Who was the first president of the United States?
  7. What do the stars on the flag mean?

During the time of Paul, it meant a great deal to be a citizen of the Roman Empire. (*Research privileges of citizenship in Rome.*) Most Jews were not Roman citizens. Just like today, a person would automatically have citizenship if his parents were citizens when he was born. But if not, there was no test to take. You had to pay a lot of money to become a Roman citizen. Do you think Paul was a citizen of Rome? He was! Did he pay for his citizenship or do you think he was born a citizen? Listen to find out how his citizenship came in handy.

**All Tied Up (Activity/Object Lesson).** Give each student a three or four foot-long piece of twine; cord, etc. (could also be a strip of fabric). Have them sit down, tying their own hands and feet with it. It's not so easy, is it? At the appropriate place in the story, have a student demonstrate Agabus' role. You may want to have students remain "all tied up" for the story!

**Verse Vine (Memory Verse Activity).** Have the students sit in circles of 10 to 15 students. Have the teachers start by whispering the first part of the verse to the person next to them. Have that person whisper it to the next person, until they have gone around the circle. After the verse has been said around the circle, have the last person in each group write down what was said. Let each group read, sharing what is on each paper. Reward the group that is correct or closest to the verse. Repeat the remaining section of the verse around the circles.

1<sup>st</sup> part: "Then Paul answered, 'Why are you weeping and breaking my heart?'"

2<sup>nd</sup> part "I am ready not only to be bound, but also to die in Jerusalem for the name of the Lord Jesus."



### ***Presentation Ideas***

**Agabus' Prophecy (Illustration/Coloring Page).** Acts 21:10, 11,  
**2.ACT19EL.GF1.**

**Rioters Beat Paul (Illustration/Coloring Page).** Acts 21:27-36,  
**2.ACT19EL.GF2.**

**Paul Speaks to the Crowd (Illustration/Coloring Page).** Acts 21:40,  
**2.ACT19EL.GF3.**

**All Tied Up (Activity/Object Lesson).** See HOOK time for this activity explanation.

### ***Bible Adventure for 1<sup>st</sup>- 3<sup>d</sup> grades***

Courage and compassion are not always thought of as existing in the same person at the same time. If a mother risks her life to save her baby from a wild animal, we might call that courage and compassion. But have you ever heard of a soldier who walked boldly into battle because he loved his enemy so much? The Jews, who rejected Christ, were Paul's worst enemies. They hated him, persecuted him and even attempted to kill him in today's lesson. Listen to what Paul wrote about them:

"I have great sorrow and unceasing anguish in my heart. For I could wish that I myself were cursed and cut off from Christ for the sake of my brothers, those of my own race," (Romans 9:2, 3).

Before meeting Christ on the road to Damascus, Paul was zealous for God savagely opposing those who believed in Jesus Christ. As an Apostle for Jesus, Paul continued to be zealous, but his zeal was not expressed in harming others in order to stamp out their faith. Because of what Jesus had done in his life, Paul was courageous and compassionate. His commitment to do what God wanted him to do directed Paul into life-threatening situations.

Do you remember what Paul said about his future when he was speaking to the elders from Ephesus? He said, "And now, compelled by the Spirit, I am going to Jerusalem, not knowing what will happen to me there. I only know that in every city the Holy Spirit warns me that prison and hardships are facing me." Acts 20:22, 23

After meeting with the Ephesian elders, Paul continued his journey to Jerusalem. Along the way, he was made aware that he would face trouble in Jerusalem. In Tyre, the disciples urged him not to go to Jerusalem. At Caesarea, Agabus, the prophet who foretold great famine (Acts 11:28), approached Paul, and taking Paul's belt tied his own hands and feet. Agabus warned Paul saying, "The holy Spirit says 'In this way the Jews of Jerusalem will bind the owner of this belt and will hand him over to the Gentiles.'" Paul had been warned over and over of what awaited him in Jerusalem. His friends begged Paul not to go. He responded, "Why are you weeping and breaking my heart? I am ready not only to be bound but also to die in Jerusalem for the name of the Lord Jesus." Trusting God, Paul would not be persuaded to avoid the city.

Arriving in Jerusalem, Paul was warmly greeted by the brothers and James. After hearing about the Gentiles becoming followers of Christ, the brethren praised God and rejoiced. At that time, a rumor was circulating among believing Jews who were zealous for the law. This false report said that Paul was teaching the Gentile believers to disrespect Moses, telling them not to circumcise their children or to follow Jewish customs. It was true Paul taught Gentiles that it was religiously insignificant whether they circumcised their sons or not and he did not teach them Jewish customs. However, he never taught Jews not to circumcise their sons or to disregard Jewish customs.

The elders of the church informed Paul of their concern with Jewish Christians who had continued to be zealous for the Law. Paul was encouraged to undergo temple purification, and to pay the expenses of four other men who were completing a Nazaritic vow. The Jerusalem church elders hoped this would improve Paul's public image.

Paul followed their suggestions and went to the temple for their tradition of purification. Some Asian Jews recognized Paul and a mob seized Paul at the temple, accused him of teaching against the law. While they were trying to kill him, news reached the commander of the Roman troops that the whole city of Jerusalem was in an uproar. Fortunately when the rioters saw the Roman soldiers, they stopped beating Paul. Paul was arrested, placed in chains and was being taken away from the frenzied mob. On the stairs leading to the barracks, Paul was allowed to speak to the crowd. Again Paul used an opportunity to share his testimony with the Jews who had just tried to kill him. As he began to speak in Aramaic the crowd became attentive. Paul shared how he was born into high standing as a Roman, received education under Gamaliel, was well trained in the law and was zealous in the persecution of the followers of the Way. He talked about his trip to Damascus to get Christian prisoners to bring back to Jerusalem to be punished. He told them how he had been blinded by the light and spoke with Jesus of Nazareth who he was persecuting. The Lord told him to go to Damascus where a man named Ananias came to see him and Paul received his sight back. Ananias commissioned him saying, "You will be a witness to all men of what you have seen and heard." He told the listening crowd how he asked the Lord how he was chosen when he had gone from one synagogue to another pursuing those of the Way and had never permitted the stoning of Stephen. When Paul said the Lord said, "Go, I will send you far away to the Gentiles." Immediately the crowd was enraged and called for his death.

There are many lessons that we can apply to our own lives from this passage. Paul's trust in God's purposes serves as an example of courage, obedience, and

compassion for lost people. This was demonstrated by Paul's willingness to enter Jerusalem risking his life to tell his countrymen about Jesus.

Paul did not waiver. His trust in God fueled his courage and determination to go to Jerusalem. Paul had courage because he knew Christ. His courage enabled him to walk into the valley of the shadow of death for no other reason than to fulfill God's plan. *"Why are you weeping and breaking my heart? I am ready not only to be bound, but also to die in Jerusalem for the name of the Lord Jesus." When he would not be dissuaded, we gave up and said, 'The Lord's will be done,'"* (Acts 21:13.) Do we have that kind of courage? More importantly, what is the source of that kind of courage? It is not taking a risk hoping that you will gain the upper hand. It is courage that goes forward in full knowledge that catastrophe waits at the other end. Only the courage that comes from God leads to a cross.

A courageous man is not always thought of as a compassionate man, especially compassion that is primarily expressed toward an opponent. A general does not face the enemy in order to bind up their wounds. Paul did just that. The impassioned speech that we read in Acts 22:1-21 were the words of a man who loved lost people, even though they were attempting to kill him. Instead of attacking his accusers, Paul tells them that Jesus, whom they had murdered, was alive. He was indeed God's Son, offering salvation to all who would believe in His Name. Paul's compassion is shown by his willingness to go to Jerusalem in the first place. Since he had such a burden for his fellow Jew, he was willing to risk his life in order that some would meet Christ. Are you that compassionate? Does your desire for the well-being of your fellow man ever motivate you to an impassioned plea for them to turn to Jesus? From where does this compassion come? It comes from knowing Jesus, not knowing about Him.

Paul is a great example, but most importantly, his characteristics are not out of reach for any of us. Trusting in Christ should cast all of us headlong into courage and compassion that leads only to Christ.

---

#### **Aim Questions:**

- 1. What two warnings did Paul receive on his way to Jerusalem? What was going to happen to him there?** *He received a warning from some disciples and from Agabus. He was going to be bound and handed over to the Gentiles.*
  - 2. Why did Paul agree to be purified at the temple and pay for four others to complete their vows there?** *As a Jew, he kept in order with Jewish custom so as to not be a stumbling block to the Jews.*
  - 3. What happened to Paul while he was in the temple? Why did it happen?** *He was seized by a mob. Because the Jews wanted to get rid of Paul.*
  - 4. Two character traits that we noticed in Paul were courage and compassion. What things did Paul do in this passage that showed his courage? What things did he do that showed his compassion?** *Going to Jerusalem and sharing his testimony with the people. He showed compassion by sharing Christ with the people again, even though they were against him.*
  - 5. How did Paul become so courageous and compassionate? Does your life show these characteristics? How?** *Through the Holy Spirit.*
-



## LOOK

**Destination: Jerusalem! (Worksheet).** Have the students review the events of Paul's return trip to Jerusalem. To complete the story, use the symbols as clues to fill in the blanks, **2.ACT19EL.GF4**.

**Stephen & Paul (Worksheet).** As a class compare the lives of these two men who were obedient to the Lord, **2.ACT19EL.GF5**. What did these two men have in common with each other and with Jesus?

**Testimonies (Worksheet).** As a class, complete Paul's testimony by filling in the blanks, **2.ACT19EL.GF6 Pgs. 1 & 2**. Students may complete the rest of the worksheet during **TOOK** time.

**A.C.T.S. 21:1 – 22:29 (Worksheet).** This man was on his way to Damascus when a bright light from heaven flashed around him, and he fell to the ground and was asked by the Lord, "Why do you persecute Me?" Who was this man? *Saul* To what did he change his name? *Paul* To what city was Paul compelled by the Holy Spirit to return, not knowing what would happen to him? *Jerusalem* What happened to Paul in Jerusalem? *Paul was beaten by a mob and jailed.* While Paul was standing on the steps to the barracks, what did he share with the crowd? *He shared his testimony with the Jews who were listening.*  
**2.ACT19EL.GF7.**

**Bible Verse Foam Belt (Craft).** Teacher's Note: It would be helpful if you prepared a sample for the students to refer to as they make their belt. To complete this craft, each student will need: a Bible Verse Belt kit ordered from the resource room.

Resource Room Workers: Please make up belt kits following the instructions below using patterns from **2.ACT19EL.GF8 Pgs. 1 & 2**.

3- 2" x 12" foamie strips of one color, hole punched and one with tip pre-cut  
Note: the five hole punches on the first strip with a tip is easier to punch by folding it in half.

- one buckle precut according to pattern on GF on a different color foamie
- one belt loop precut according to pattern on GF the same color as the buckle.

- four – 4" long strands of yarn matching the belt color foamie

Students will also need:

- 2.ACT19EL.GF8 Pg. 1**

- scissors

- marker to write the verse or Scripture reference on the back of the belt

Have the memory verse for this week, Acts 21:13, written on the board. Using the **2.ACT19EL.GF8 Pg. 1** have the students assemble their belt as instructed.

Use scissors to trim yarn strands. Write the memory verse information on the belt. Ask the students, "Who gave Paul courage not only to be bound but to be willing to die for the Name of Jesus Christ?"

**Bible Verse Link Belt (Craft/Memory Verse Exercise).** To make this link belt, each student will need:  
one copy of **2.ACT19EL.GF9 Pgs. 1-4** (print each page on a different color of paper).  
one large rubber band  
scissors  
glue  
Zip top sandwich bag (optional)

Cut out all belt links along double lines. Fold each one in half along the single line with writing out. Now, cutting through both layers of each link, cut through to the dark oval on the double line and cut out the dark oval. Now, with link #1 folded, put link #2 through the ovals of link #1 so that when link #2 is refolded with the writing out, it hides the #1 on both sides of the first link. When link #2 is in place and folded, put the fold of link #3 through both ovals of #2. Continue with all links so that the verse reads correctly. (The different colors will be in sequence). Have some tape handy just in case paper tears. When the last link is in place, put the fold of the buckle piece through the last link holes and fold it in place. Put the rubber band over one buckle. Glue the two buckle ends together trapping the rubber band in place to form a loop that will hold the end of the belt when it is around the student's waist. This craft takes time. Provide a sandwich bag for pieces if needed so students can take the project home to finish.

**Stephen and Paul (Worksheet).** Using this Venn Diagram, compare Stephen and Paul, **2.ACT19EL.GF10**. Answer Key:

True only of Stephen: 1, 12, 16

True only of Paul: 2, 6, 13, 17, 18

True of both Stephen and Paul: 3, 4, 5, 7, 8, 9, 10, 11, 14, 15, 19

True of Jesus: 3, 4, 5, 7, 8, 9, 10, 14, 15, 18, 19

**Aim Questions (Worksheet).** Have the students answer the Aim Questions about today's Bible Adventure, **2.ACT19EL.GF11**.



**TOOK** \_\_\_\_\_

**Testimonies (Worksheet).** Have the students take this home with them. Have them write their own testimony in the same format as Paul's. They can bring this back to class with them the following week and share it with the class, (**2.ACT19EL.GF6 Pgs. 1 and 2**).

**What's Wrong? (Worksheet).** What's wrong with this picture? Circle twelve items that are wrong with this picture, **2.ACT19EL.GF12**.

**Hall of Courage (Worksheet).** Match the faces of these courageous men and women of God to their names, **2.ACT19EL.GF13**. Encourage the students to tell each person's story of courage in their own words. They were willing to face danger, knowing that God's plan would be fulfilled by their obedience. Sometimes it takes guts to be obedient! *Answers (from left to right): 1. Esther, 2. Nehemiah, 3. Peter, 4. Daniel, 5. Paul.*

**Source of Courage (Discussion).** Sometimes we can summon up enough courage to do something, but it might not be coming from the right source. Oftentimes we can get “courage” from some pretty unreliable sources. When someone dares us to do something, what source will we use? (*Pride.*) Where do we get our courage to try to do something that could prove dangerous without supervision or instruction? Examples: Driving a car, building a fire, using a chain saw, etc. (*Lack of wisdom.*) What about when we want some excitement in our life or just some adventure? Sometimes we don’t look at things very closely. (*Poor judgment.*) Paul’s source of courage was none of these mentioned. His source of courage was the Holy Spirit who told him what was in store for him. Read Acts 20:23 and then Acts 21:13-14. His determination to face what was ahead convinced others that this was God’s will indeed!

**Take Courage (Worksheet).** Color in the boxes that contain the letters and symbols listed on **2.ACT19EL.GF14**. Find out what it takes to get courage. (*Answer: Want Courage? Trust God.*)

**This workbook is not available at this time.**

**A.C.T.S. Action Cards (Workbook).** Encourage students to continue using the Apostle action cards to memorize the significant statistics throughout the book of Acts. The main events of Acts 21:1-22:29 are:

- A.** Paul
- C.** In the city of Jerusalem.
- T.** Paul is beaten by a mob and jailed.
- S.** Paul shares his testimony.


# Agabus' Prophecy



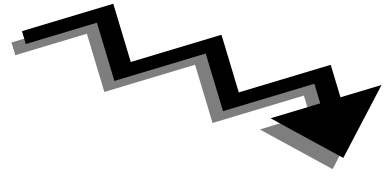
# Rioters Beat Paul



# Paul Speaks to the Crowd



# Destination: Jerusalem



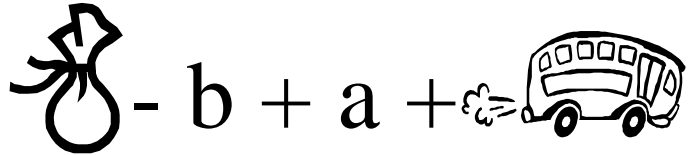
Paul and Luke were saying good-bye to the churches as they

sailed south down the coast of  \_\_\_\_\_ . The

ship docked in  \_\_\_\_\_ . Paul met a group of

believers that  \_\_\_\_\_ him not to go to Jerusalem.



In Caesarea, a prophet named





\_\_\_\_\_ took Paul's  \_\_\_\_\_ and told

him, "The Holy Spirit says, 'In this way the Jews of Jerusalem will

bind the owner of this belt and will hand him over to the Gentiles.'"

Paul's friends  \_\_\_\_\_ him and  \_\_\_\_\_ him

not to go up to Jerusalem. But Paul answered them, "Why are you

 \_\_\_\_\_ and breaking my  \_\_\_\_\_ ? I am

ready not only to be  \_\_\_\_\_ but also to

 \_\_\_\_\_ for the name of the Lord Jesus."

# STEPHEN & PAUL

Look up the following verses in Scripture to compare the lives of these two men who were obedient to the Lord. What did these two men have in common with each other and Jesus?




How were these men selected to serve?

Acts 6:1-5  
Acts 9:1-5



What were these men filled with as they preached?

Acts 6:5  
Acts 9:17



Who opposed these men and stirred the crowds?

Acts 6:9  
Acts 21:27



What were the charges against these men?

Acts 6:13-14  
Acts 21:28



How did these men react to these charges?

Acts 7:1-51  
Acts 22:1-27

STEPHEN	PAUL

Who was present at the stoning of Stephen and giving his approval?  
(Acts 8:1 & Acts 22:20)

Pray this week for the strength to be willing to talk about Jesus even though others may get upset and angry.



# TESTIMONIES



Complete Paul's testimony by filling in the blanks on the left. Using this same format on the right, complete your own testimony.

## BACKGROUND

I am a \_\_\_\_\_ born in \_\_\_\_\_  
of \_\_\_\_\_ but brought up in  
\_\_\_\_\_. Under \_\_\_\_\_ I  
was thoroughly trained in the \_\_\_\_\_ of  
our fathers and was just as zealous for  
\_\_\_\_\_ as any of you are today.

Acts 22:3



## MY BACKGROUND



## LIFE BEFORE CHRIST

I \_\_\_\_\_ the \_\_\_\_\_ of this  
way to their \_\_\_\_\_, arresting both  
\_\_\_\_\_ and \_\_\_\_\_ and  
throwing them into \_\_\_\_\_, as also the  
high \_\_\_\_\_ and all the Council can testify.

Acts 22:4



## MY LIFE BEFORE CHRIST




## HOW I CAME TO CHRIST

A \_\_\_\_\_ light came from  
\_\_\_\_\_. I fell to the ground, and a  
voice said to me, “ \_\_\_\_\_! \_\_\_\_\_! Why do you  
\_\_\_\_\_ Me?” \_\_\_\_\_ shall I \_\_\_\_\_,  
Lord?” I asked. “ \_\_\_\_\_ up and \_\_\_\_\_ into Damascus.  
There you will be \_\_\_\_\_ all that you have been  
\_\_\_\_\_ to do.”



Acts 22: 6-11



## HOW I CAME TO CHRIST



## NEW LIFE IN CHRIST

I \_\_\_\_\_ the \_\_\_\_\_ with great  
humility and with \_\_\_\_\_, although I was  
\_\_\_\_\_ tested by the plots of the  
\_\_\_\_\_. “I am ready not only to be  
\_\_\_\_\_, but also to \_\_\_\_\_ in  
\_\_\_\_\_ for the name of the  
\_\_\_\_\_.”



Acts 20:19 & Acts 21:13

## MY NEW LIFE IN CHRIST



# A.C.T.S.

## 21:1-22:29

**A**postle – This man was on his way to Damascus when a bright light from heaven flashed around him, and he fell to the ground. He was asked by the Lord, “Why do you persecute Me?” Who was this man? To what did he change his name?

**C**ity – To what city was Paul compelled by the Holy Spirit to return, not knowing what would happen to him?

**T**rials/troubles – What happened to Paul in Jerusalem?

**S**pirit – While Paul was standing on the steps to the barracks, what did he share with the crowd?

“Then Paul answered, ‘Why are you weeping and breaking my heart? I am ready not only to be bound, but also to die in Jerusalem for the name of the Lord Jesus.’”

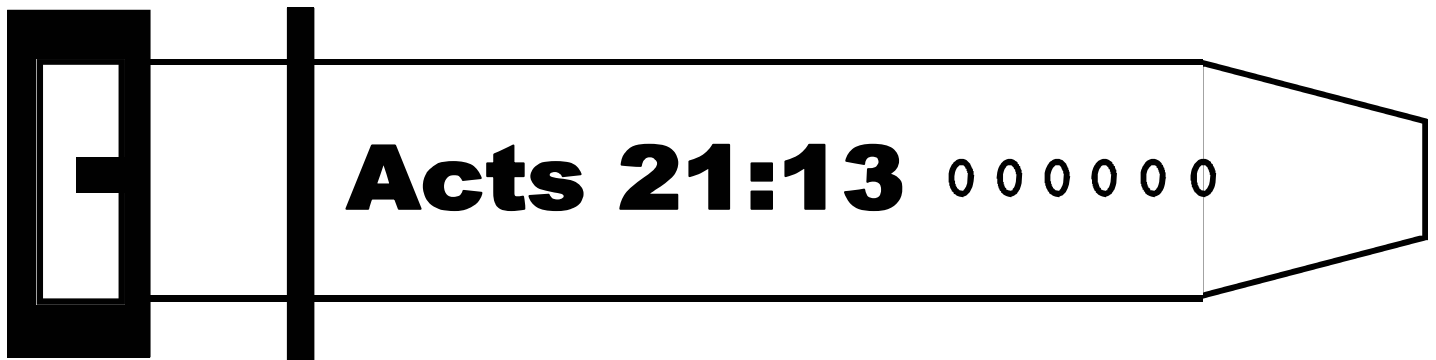
Acts 21:13

## BIBLE VERSE BELT


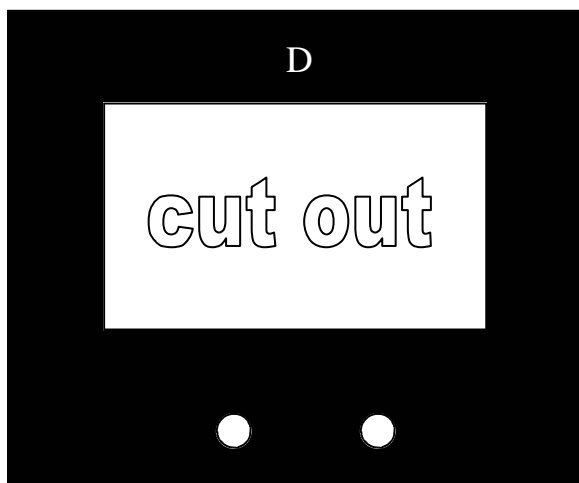
1. Copy this page onto 8 ½ x 11 paper, and page 2 onto 8 ½ x 14 paper.
2. Using a full sheet of foamie, cut three 2" x 12" strips of one color for each belt.
3. Use the patterns to cut the tip of the belt, the buckle and loop, and to know where to punch holes in each of the pattern pieces. *NOTE: 1) The buckle and loop are to be cut from a different color half sheet of foamie. 2) If you fold the belt strip in half, it is easier to punch the five holes running down the center as shown on the pattern.*

### Belt Assembly:

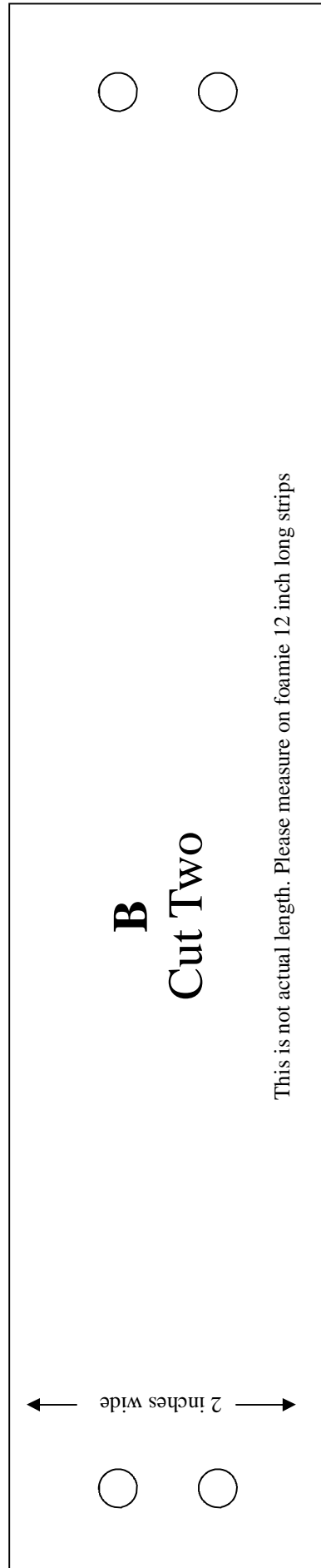
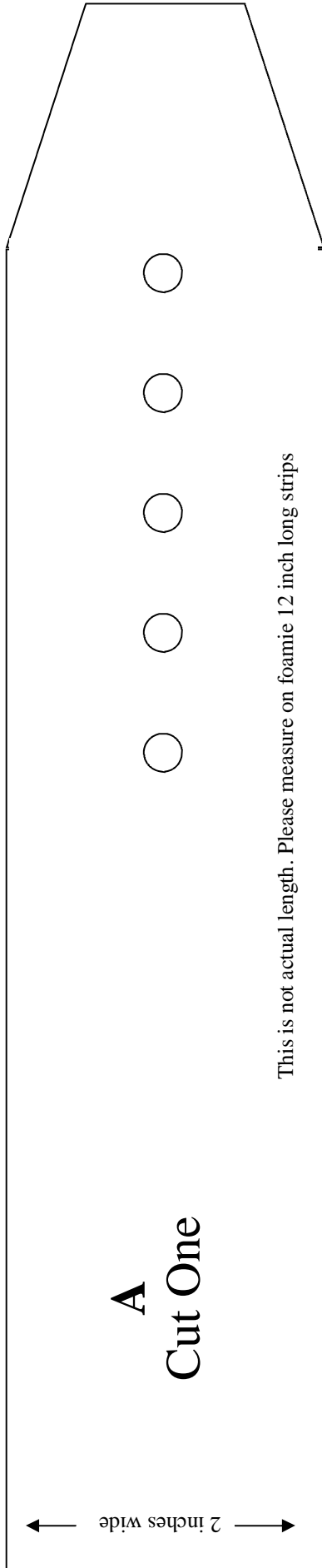
4. Connect the ends of the three belt strips by threading yarn through the holes and tying knots (see sample).
5. Make the belt loop and tie off with yarn, then slide the loop onto the belt near the buckle end.
6. Attach the buckle onto the end of the belt by threading yarn through the holes and tying off.
7. Write the memory verse information on the back of the belt. Loop belt around waist and fasten.



### Patterns C and D—Loop and Belt Buckle

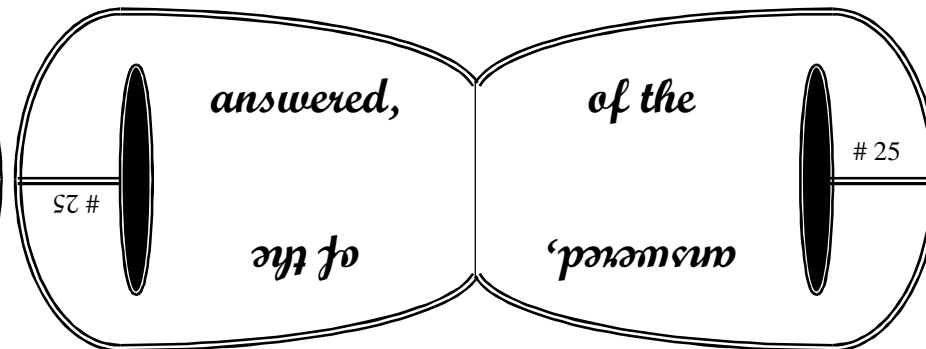
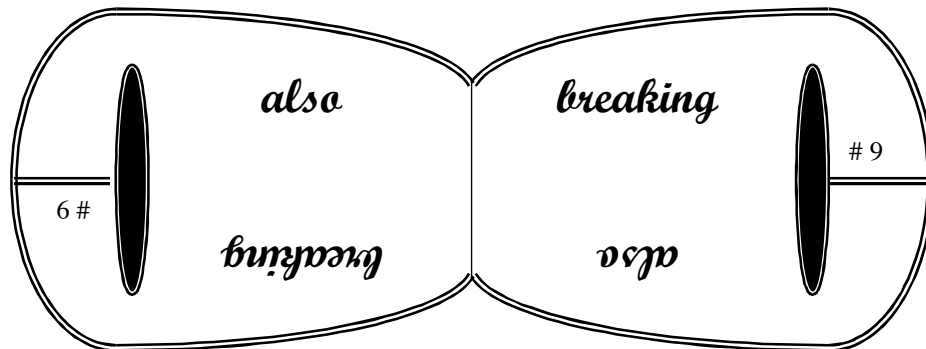
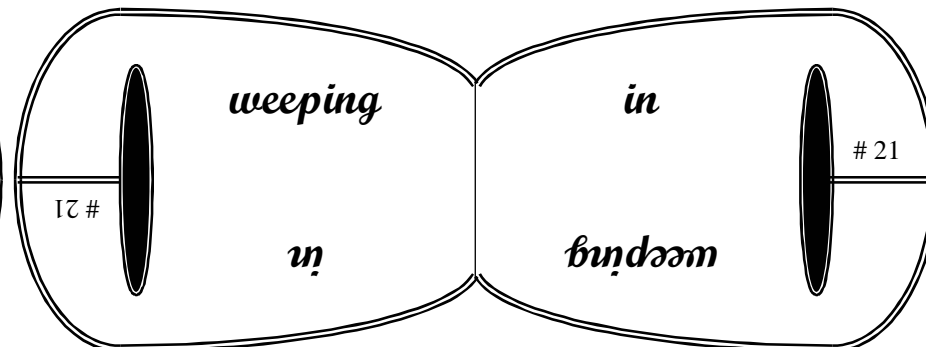
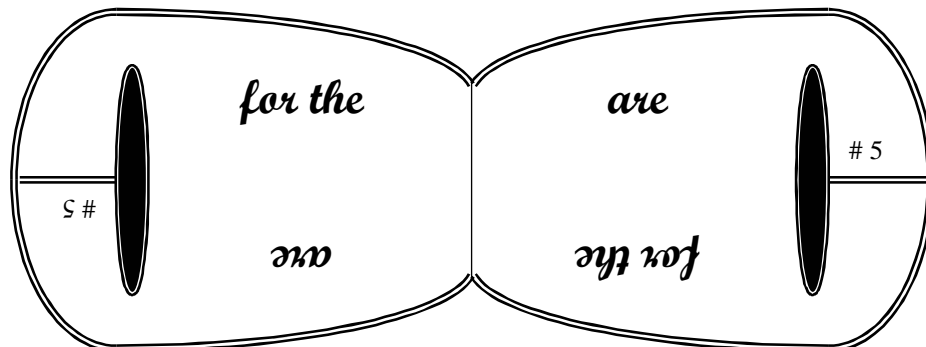
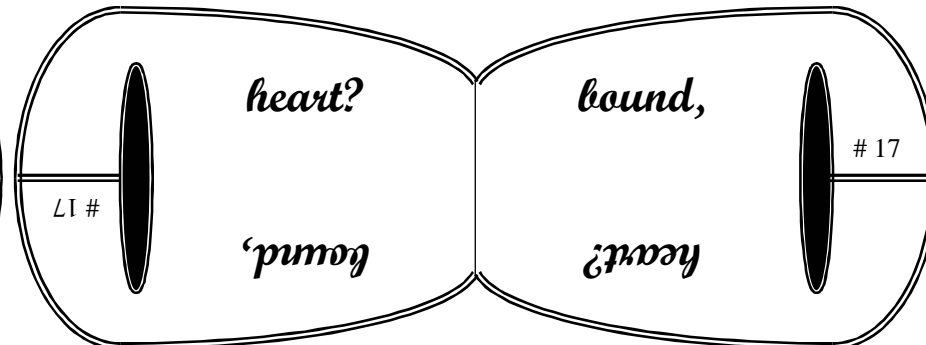

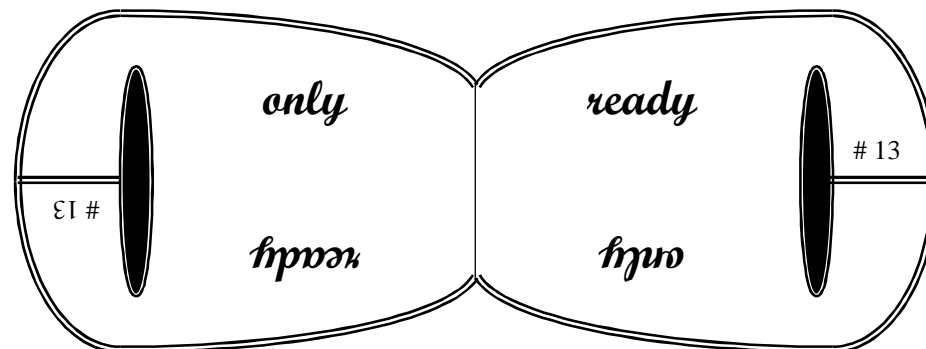


**BIBLE VERSE BELT**  
**Pattern A and B**

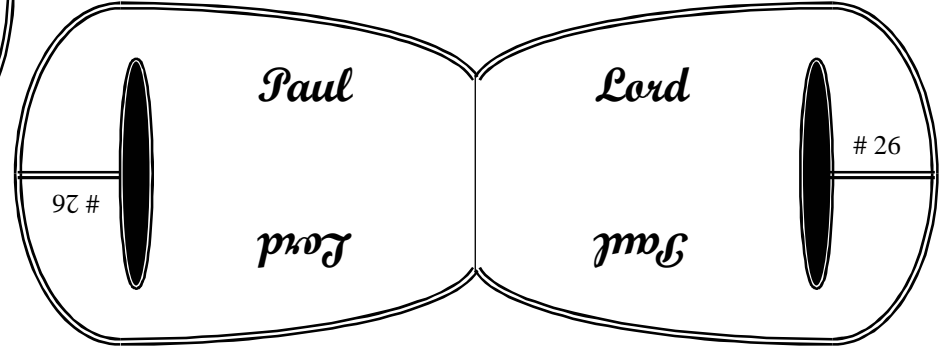


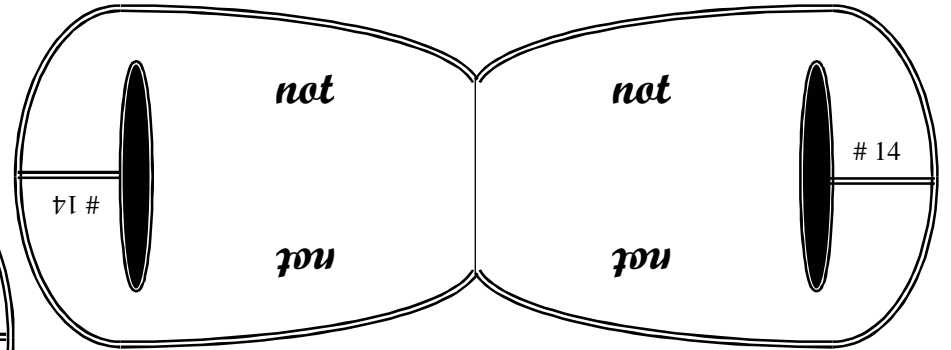
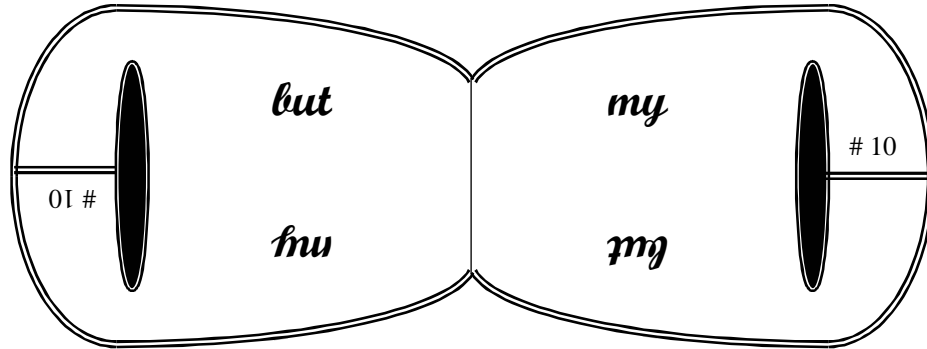
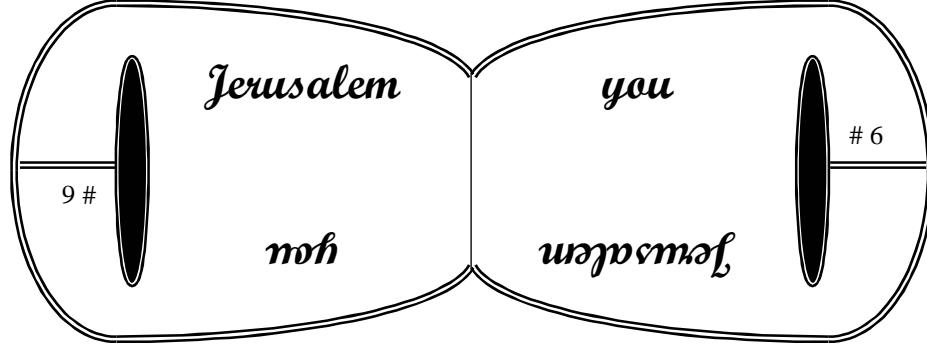
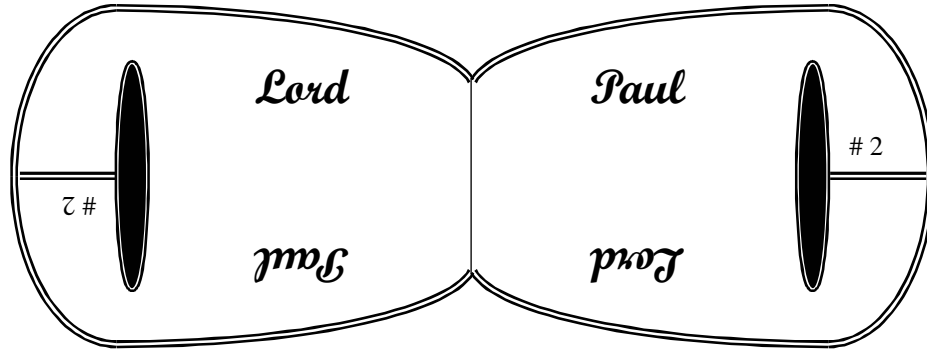


# Bible Verse Link Belt ~ page 1

Then Paul answered, "Why are you weeping and breaking my heart? I am ready not only to be bound, but also to die in Jerusalem for the name of the Lord Jesus."  
Acts 21:13



# Bible Verse Belt ~ page 2



# Bible Verse Belt ~ page 3

of the answered,  
answered, of the

# 3 # 3

in weeping  
weeping in

# 7 # 7

bound, heart?  
heart? bound,

# 11 # 11

ready only  
only ready

# 15 # 15

breaking also  
also breaking

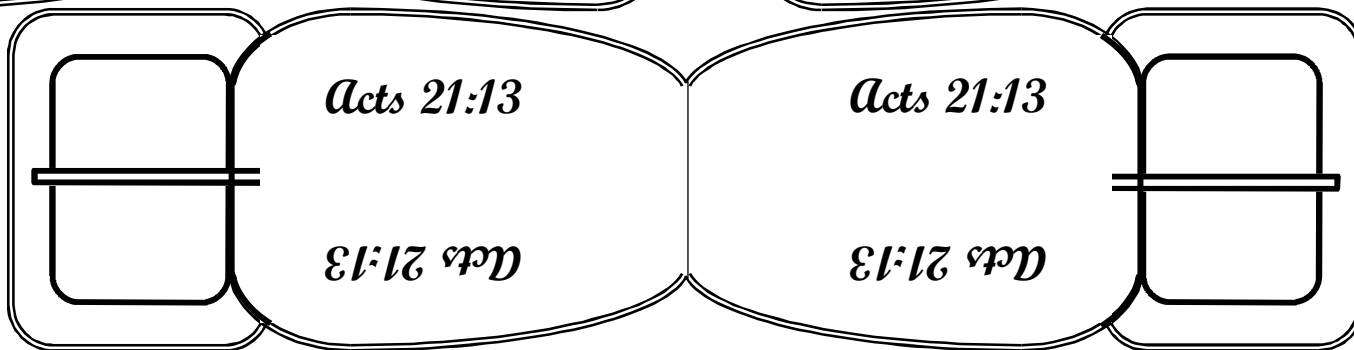
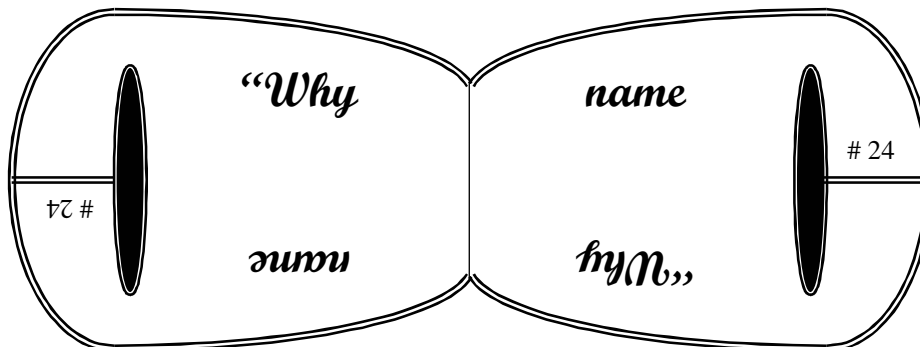
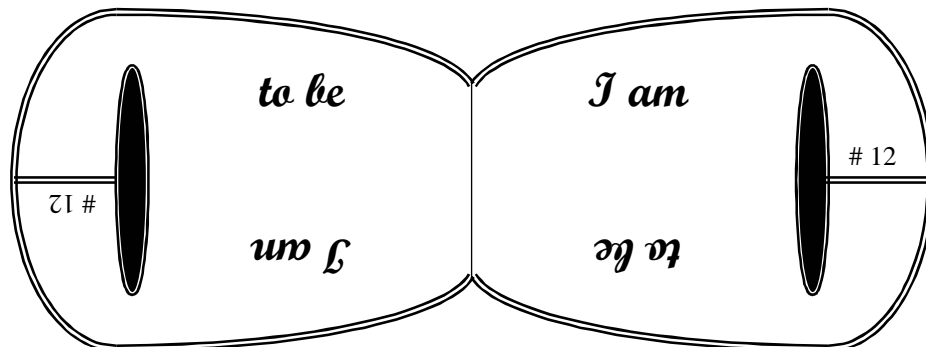
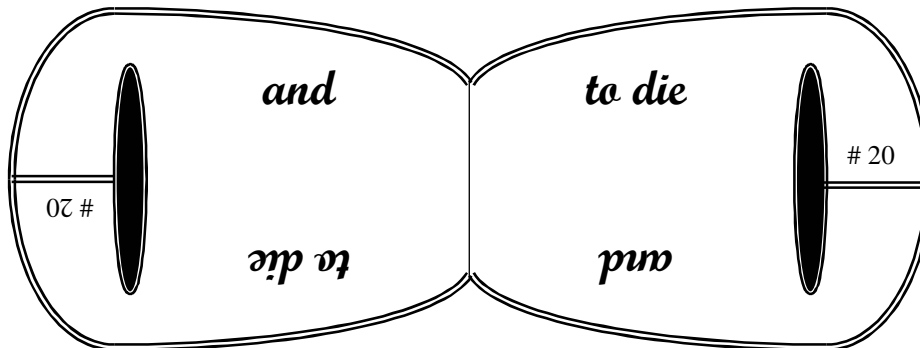
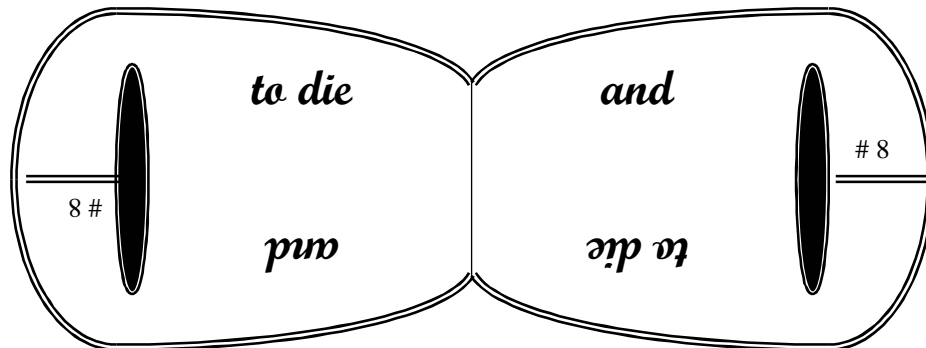
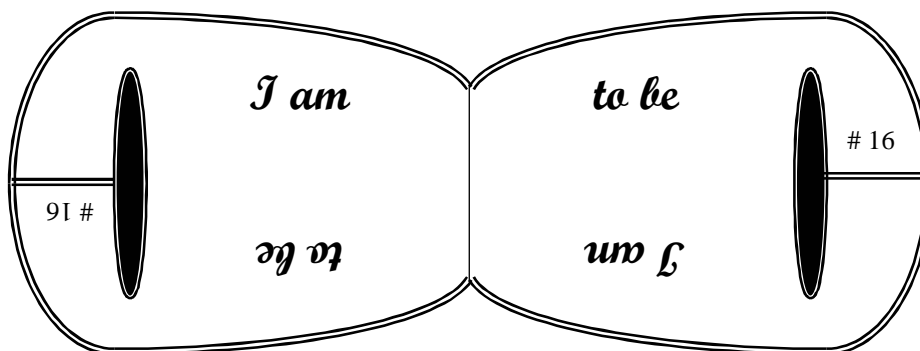
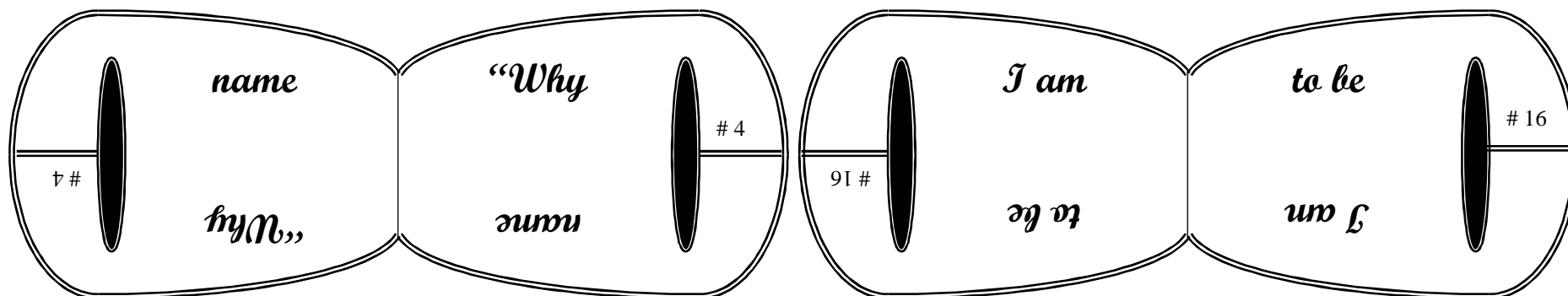
# 19 # 19

are for the  
for the are


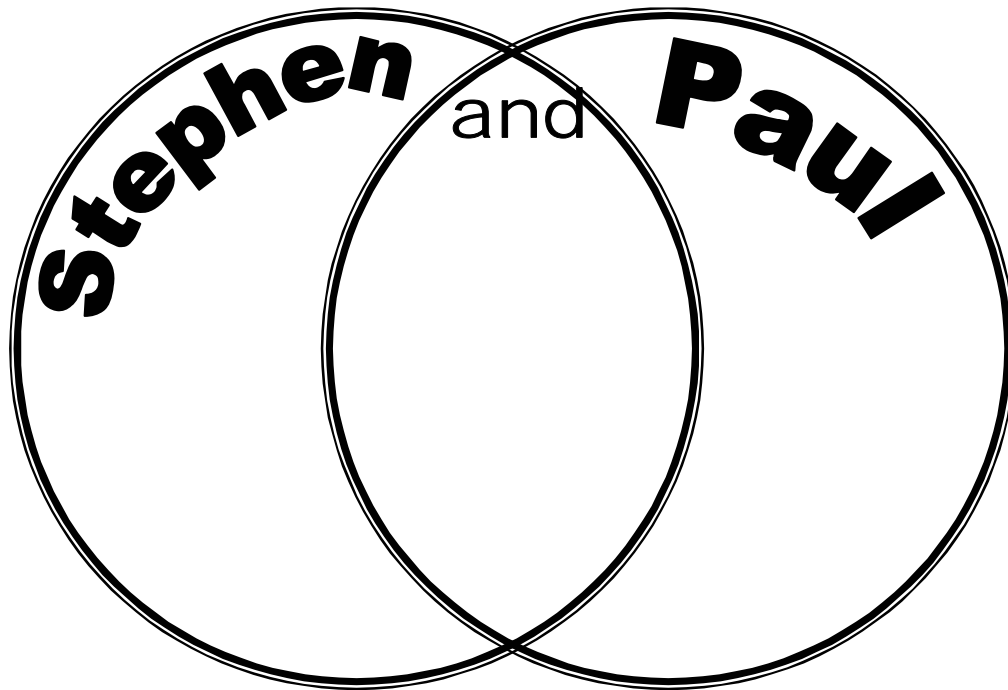
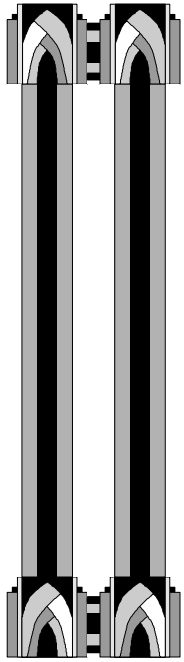
# 23 # 23

Jesus." Then  
Then Jesus."

# 27 # 27




Bible Verse  
Belt~ page 4



There are many similarities between Paul and Stephen. Use this Venn diagram to organize the pieces of information given below. If the statement is true only of Stephen, write its **number** in the left circle. If it is true only of Paul, write its **number** in the right circle. If it is true of both, write it where the circles overlap. Look in your Bible for help.

1. Chosen by the brothers to oversee food distribution (Acts 6:3-5)
2. Chosen by Christ to carry the gospel to the Gentiles (9:15,16; 22:12)
3. Filled with the Holy Spirit (6:5; 9:17)
4. Wise (6:3,10; 1Cor. 2:6,7)
5. A man of faith (6:5; 21:13)
6. Persecuted Christians before he became one (22:4,5,19)
7. Performed miracles (6:8; 19:11,12)
8. Opposed by Jews (6:9; 21:27)
9. Accused of speaking against the temple (6:13; 21:28)
10. Accused of speaking against the law (6:13; 21:28)
11. Addressed his accusers: "Brothers and Fathers" (7:2; 22:1)
12. In his defense, he spoke of Abraham and Moses (7:2-47)
13. In his defense, he told how Christ appeared to him on the road to Damascus (22:6-8)
14. The Jews listened to him for awhile and then started yelling (7:57; 22:22)
15. The Jews wanted to kill him (7:57,58;21:31)
16. Stoned to death (7:58-60)
17. Watched and approved when the other man died (22:20)
18. Beaten by the Jews and arrested by the Romans (21:32,33)
19. Faced death with courage (7:59,60; 21:13)

**BONUS:** Some of these statements are also true of the Lord Jesus! Write the number of some that describe **Him** in this small circle.



# Aim Questions

Answer the following questions about today's Bible Adventure.

1. What two warnings did Paul receive on his way to Jerusalem? What was going to happen to him there?
2. Why did Paul agree to be purified at the temple and pay for four others to complete their vows there?
3. What happened to Paul while he was in the temple? Why did it happen?
4. Two character traits that we noticed in Paul were courage and compassion. What things did Paul do in this passage that showed his courage? What things did he do that showed his compassion? .
5. How did Paul become so courageous and compassionate? Does your life show these characteristics? How?


*Trust God that He is in control of all circumstances  
as you share Christ with others.*

**Acts  
Chapter  
21-22:29**

*"Then Paul answered, 'Why are you weeping and breaking my heart? I am ready not only to be bound, but also to die in Jerusalem for the name of the Lord Jesus.'"*  
*Acts 21:13*

# What's Wrong?

Circle twelve items that are wrong with this picture.




“Then Paul answered, ‘Why are you weeping and breaking my heart? I am ready not only to be bound, but also to die in Jerusalem for the name of the Lord Jesus.’” Acts 31:13

# Hall of Courage

Match the faces of these courageous men and women of God to their names. Tell their story of courage in your own words.



Peter  
Daniel  
Esther  
Nehemiah  
Paul



# Take Courage!

**B F H I J K L M P Q V X Y Z # @ ! \$ & %**

Color in the boxes that contain the following letters and symbols. Find out what it takes to get courage.

<b>B</b>	<b>%</b>	<b>W</b>	<b>A</b>	<b>N</b>	<b>T</b>	<b>&amp;</b>	<b>I</b>
<b>J</b>	<b>K</b>	<b>L</b>	<b>M</b>	<b>P</b>	<b>Q</b>	<b>V</b>	<b>X</b>
<b>C</b>	<b>O</b>	<b>U</b>	<b>R</b>	<b>A</b>	<b>G</b>	<b>E</b>	<b>?</b>
<b>Z</b>	<b>#</b>	<b>@</b>	<b>B</b>	<b>F</b>	<b>M</b>	<b>P</b>	<b>Q</b>
<b>X</b>	<b>T</b>	<b>R</b>	<b>U</b>	<b>S</b>	<b>T</b>	<b>I</b>	<b>!</b>
<b>@</b>	<b>L</b>	<b>Y</b>	<b>K</b>	<b>I</b>	<b>M</b>	<b>F</b>	<b>V</b>
<b>H</b>	<b>I</b>	<b>G</b>	<b>O</b>	<b>D</b>	<b>#</b>	<b>%</b>	<b>Z</b>
<b>F</b>	<b>\$</b>	<b>J</b>	<b>P</b>	<b>!</b>	<b>K</b>	<b>Y</b>	<b>&amp;</b>