

# ACTS CHAPTER 1

## The Apostles Wait for the Holy Spirit



**1** 2-Year-Olds - Kindergarten  
February 27, 2005  
2.ACT01EC

### SHOOK \_\_\_\_\_

☞  
MEMORY  
VERSE  
☞  
You will be  
My witnesses.  
☞  
Acts 1:8  
NIV  
☞

**Teacher Tip.** Every aspect of a child's day involves problem solving of some kind. To promote success in activities that are included in this curriculum, make the activities as concrete as possible. Try to provide some materials each lesson which the children can manipulate, and, whenever possible, use familiar materials. Set up activities over time which encourage the children to use and develop all their senses. Some children have very limited opportunities to use their sense of smell or touch. Encourage the children to manipulate materials into sets and patterns to develop a basic concept of numbers before abstract numerals become involved. You will be able to see a child move from concrete materials to more abstract ideas as you continue to present hands-on materials for learning.

**Egg Timer Waiting.** Place puzzles that are new to the children on a table. (Games, play dough, or other activities would work just as well.) The children cannot begin this activity but must line up to take their turn at a puzzle and wait until an egg timer goes off. "In today's Bible Adventure we will talk about waiting to get a gift from God."

**Stringing Fruit Loops.** Wrap a small piece of masking or Scotch tape around one end of each 2' length of yarn. Each child will need a length of yarn to make a necklace. Provide a supply of Fruit Loops and ask the children to string a necklace, making a pattern with the different colors. Older children may be able to count out forty Fruit Loops to represent the forty days Jesus was on earth before going to heaven. Ask them to wait to eat any of the cereal until a pre-set timer goes off. Talk about how hard it is to wait. "In the Bible Adventure today, we will hear that the disciples are asked to wait for something. You will have to wait to find out what they did."

**Snack Time Promise.** Promise the children that you will have a special snack (yogurt covered pretzels or animal crackers) for them but that they will have to wait to find out what it is going to be.

**Follow the Leader.** Ask the children to follow you in different exercises (jumping jacks, skipping, wind mill, waist bend, swaying, etc.). They must wait for a signal from you before they begin. Single out the children who don't wait by asking them to go to the end of the line. Talk about how hard it is to be obedient and wait. "We will hear about someone in today's Bible Adventure who is going to have to wait."

**Gift Center.** Supplies: small boxes, tape, ribbon, bows, wrapping paper or tissue paper, and candy. Let the children put candy in a box and then wrap and decorate their presents. As you are doing this say, "Jesus sent Peter and the other disciples a special gift after He went up into heaven. He sent them the Holy Spirit. Now you have a gift to give to someone, too. To whom are you going to give your gift?"

**Book Reading.** Read the book, "3 In 1", by Joanne Marxhausen about the Trinity. It helps give children the concept of the three persons of God. "In today's Bible Adventure lesson, we will learn that God the Father sent the gift of God the Holy Spirit to those who believe in God the Son, Jesus."

**What Is a Witness?** Set out numerous articles or toys on the center of the table. "A witness is someone who has seen something with his own eyes and can tell others about it. The disciples were witnesses of Jesus. They heard Him teach and watched Him do many miracles. "In today's Bible Adventure, we will hear that Jesus told His disciples that they would be witnesses to people about what they had seen and heard Him do. I am now going to give something to someone in the room (or hide it somewhere in the room). Melissa will be a witness to what I do. Ryan will hide his eyes and know where to find what I hid by hearing Melissa telling him." The teacher will take an article from the table and hide it somewhere in the room or give it to someone to hold. Melissa will tell Ryan who has the article and what it is. Ryan can then go retrieve the article. "Melissa was a witness to what I did. The disciples were to be the same kind of witnesses." Older children might like to look for two different items in one turn.

**Stop and Wait Car Game.** Provide a floor street map and cars for the children to use. The teacher can make a small stop sign and move it around on the streets to cause individual children to stop their cars and wait until the sign is removed. "In today's Bible Adventure, we will hear that Jesus asked His disciples to wait in the city of Jerusalem for a gift. They were excited to think about getting a gift, and they obeyed Jesus. They stayed in Jerusalem, praying and reading their Old Testament."

**Review of the Book of Luke.** Give each child a sheet of coarse sandpaper and several lengths of different-colored yarn. The yarn will stick to the sandpaper as it would on a flannel board. As you read the following situations, have the children "draw" pictures of the story by arranging the yarn on the sandpaper. Review what we know about Jesus as the children work. Encourage them to add details of their own and ask them what they have drawn. Have the children show their pictures to each other and tell about them. Then have them "erase" the pictures by pulling off the yarn. The following are examples to draw.

1. Manger with baby Jesus
2. Carpenter tools
3. Temple
4. Mad-faced Pharisee
5. Jesus feeds five thousand with two fish and five loaves of bread
6. Donkey giving Jesus a ride into Jerusalem
7. Fig tree that produces lots of fruit
8. Cross

**Airplane Prop.** Bring a model airplane or make a paper airplane. Talk about what makes an airplane fly and how it has power to go up into the air. Jesus' body was different after He came back to life. His body could move through the air without wings because He is God, and God can do anything. The disciples had regular bodies and needed God inside them to have power to tell everyone about how Jesus came back to life.

**Things We Wait For (2.ACT01ECGF7).** Show the GF7 picture to start the children thinking about things we wait for. Engage the children in conversation regarding things that cause them to wait (fish to bite a line, your birthday, Christmas, a vacation trip, popcorn to pop, the stop sign to change, etc.). Talk about waiting and how God asks us to wait for things. "Listen in today's Bible Adventure for what the disciples had to wait for."

**Funny Statues Transition to Bible Adventure Activity.** Use this activity to help the children move from one activity to another without losing their attention. In this activity, children are asked to move and sway to a music tape you have brought. When the music stops, the children freeze. The last few times the music plays, ask the children to make their way to their chairs in the story circle. They could move to music one last time while seated in their chairs. Now you are ready to introduce the Bible Adventure with full concentration.



## BOOK

---

### *Presentation Ideas*

**Pictures 2.ACT01ECGF1 - 2. ACT01ECGF6.** Color the pictures and glue them onto colored construction paper. Show these pictures as you tell the Bible Adventure. Save the pictures for review in the next lesson.

**"It's What's on the Inside that Counts" Object Lesson.** Bring two packages today, one brightly and colorfully wrapped, but with "undesirable objects" inside and one unattractively wrapped, but containing lollipops or other "desirable objects." Let the children choose which gift they would like to have, but make them wait to open it. You can have them wait through the Bible Adventure and even later into the lesson to impress the point that the disciples had to wait in Jerusalem for the gift God would send them. Let a child open the colorfully wrapped package. Take out objects, such as a dirty sock, a banana peel, a wad of already-chewed bubble gum, an empty yogurt container, and a candy bar wrapper with no candy bar. Look surprised and disappointed. Things are not always as good as they look. Then open the unattractively wrapped package. Take out a big bag of lollipops or other surprises. Tell the children that it's not how we look on the outside that counts, but what we look like inside our hearts. The disciples looked fine on the outside, but they needed God's power inside them before they could do what God asked them to do. Jesus told the disciples to wait for the most important gift in the world, the gift of the Holy Spirit. When God's Spirit comes inside us, He helps us be the kind of people He wants us to be. He helps us obey and tell other people about Jesus.

### **“Airplane” Finger Play.**

If I had an airplane,  
Zum, zum, zum,  
I would fly to heaven.

*(Extend right hand, palm down.)  
(Fly hand through air.)*

Wave my hand and off I'd go.

*(Wave to people.)*

If I had an airplane,

*(Repeat first instruction.)*

Zum, zum, zum!

Where else could I fly?

*(Have children offer suggestions & repeat.)*

**Acts Review Bag (2.ACT01ECGF11).** Bring out an Acts suitcase or travel bag that has a map in it. Tell the children that in today's Acts Bible Adventure, the disciples were still in Jerusalem. In future lessons, we will learn that the disciples went to different cities and towns. Bring out this same suitcase or travel bag each week and pull out review pictures or items that will highlight the lesson.

### ***Bible Adventure for 2s & 3s***

**(Show your Bible with your bookmark in the book of Acts. Say “Acts” several times as you introduce a new book. Show the 2.ACT01ECGF1 picture.)** Doctor Luke wrote the book of Luke, and he also wrote the book called Acts. Doctor Luke talked to the eleven disciples and wrote down what they said about Jesus and what happened to Him.

**(Show the 2.ACT01ECGF2 picture.)** After He came back to life, Jesus showed the disciples the scars on His hands and feet. He talked to His disciples about the kingdom of God. One day, Jesus said, “You will be my witnesses. You will tell people all about Me and what has happened to Me. I am going to heaven soon, but I want you to stay in Jerusalem. Don't go anywhere until I send you a gift.” *(Lower your voice as though telling a secret. Look at each child around the circle and pause for a few seconds.)* Jesus said, “The gift I will send to you is the Holy Spirit of God. The Holy Spirit will help you be My witnesses and tell people about Me.”

**(Show the 2.ACT01ECGF3 picture.)** Forty days after Jesus came back to life, He took the disciples with Him to the Mount of Olives. The disciples said to Jesus, “Is this the day when You will rule as King in Jerusalem?”

Jesus said to the disciples, “No one but God the Father knows when this will happen. Just obey Me and wait for the Holy Spirit to come to you. He will give you power to be My witnesses and tell people about Me.”

**(Show the 2.ACT01ECGF4 picture.)** All of a sudden, Jesus began going up, up, up in the air. The disciples watched Jesus go straight up in the air until the clouds covered Him up. The disciples stood there staring up at the clouds.

*(Point to the angels in the GF4 picture.)* Two angels dressed in white came to stand by the disciples. The angels said, “Why are you still looking up in the air? Jesus has gone to heaven. This same Jesus will come back someday.”

**(Show the 2.ACT01ECGF5 picture.)** The disciples wanted to obey Jesus, so they went to Jerusalem and waited there. While the disciples waited, they prayed. They read the Old Testament Scriptures and talked about all the things Jesus had taught them.

As they read, the disciples realized that God wanted them to choose another disciple to replace Judas Iscariot. Remember that Judas had hurt Jesus and was no longer with the disciples.

**(Show the 2.ACT01ECGF6 picture.)** The twelfth disciple had to be a godly man who had followed Jesus from the very beginning so that he would know everything Jesus had taught them.

The disciples prayed to God and God chose a man named Matthias. The disciples were glad that God was helping them wait patiently for the gift of the Holy Spirit to come. They were excited thinking about receiving their gift.

**Prayer.** Dear God, thank You that Jesus is alive in heaven with You. Please help us to remember to pray and read the Bible while we wait for Jesus to come back to earth again. In Jesus' name, Amen.

---

***Aim Questions for 2s & 3s***

1. **Who spent forty days with the disciples before going back to heaven?** (Jesus.)
  2. **Who read the Bible and prayed while they waited in Jerusalem for God's gift?** (Disciples.)
  3. **What was the gift that Jesus promised would come to the disciples in Jerusalem?** (Holy Spirit.)
- 

***Bible Adventure for 4s & 5s***

**(Show your Bible with your bookmark in the book of Acts. Say "Acts" several times as you introduce a new book. Have a child come up and open your Bible to the book of Acts. Then show the 2.ACT01ECGF1 picture.)**

Doctor Luke wrote the book of Luke, and he also wrote the book called Acts. Luke talked to the eleven apostles and wrote down what they said about Jesus, and what happened after He came back to life.

**(Show the 2.ACT01ECGF2 picture.)** After He came back to life, Jesus talked about the kingdom of God with His disciples for forty days before He left them and went back to heaven. One day, Jesus said, "You will be My witnesses. You will tell people about Me, how I died and then came back to life. You will be My witnesses.

"I am going to heaven soon, but I want you to stay in Jerusalem. Wait in Jerusalem! Don't go anywhere until I send you a gift. The gift you will receive is very important." *(Lower your voice as though telling a secret. Look at each child around the circle and pause for a few seconds.)* Jesus said, "The gift I will send to you is the Holy Spirit of God who will come to live in your hearts. The Holy Spirit of God will help you be My witnesses and tell people about Me. Tell people what I have done and what I have said."

*(Hold up three fingers.)* There are three persons who are one God. There is God the Father, who is invisible. God the Father does not have a body so we can't see Him. There is God the Son, Jesus, who came to earth as a man. He had a body, but now He is in heaven so we can't see Him, either. God the Holy Spirit is invisible, too. We can't see the Holy Spirit, but He is one of the three persons of God.

Jesus said to His disciples, "Wait in Jerusalem. In a few days you will be baptized with the Holy Spirit of God. He will come to you and will give you power to be My witnesses."

**(Show the 2.ACT01ECGF3 picture.)** Forty days after Jesus came back to life, He took the disciples with Him up the Mount of Olives. The disciples said to Jesus, "Is this the day? Is this the time when You are going to rule as King in Jerusalem?" They wondered when the kingdom of God was coming.

Jesus said to the disciples, "I cannot tell you when I am coming to rule as King in Jerusalem. No one but God the Father knows when this will happen. Just obey Me and wait for the Holy Spirit to come to you. He will give you power to be My witnesses and tell people about Me."

**(Show the 2.ACT01ECGF4 picture.)** All of a sudden, Jesus began going up, up, up into the air. With Jesus' resurrection body, the new body He had after He

came back to life, He could go up in the air or disappear whenever He wanted. The disciples watched Jesus go straight up in the air until He got so high that the clouds covered Him up. The disciples stood there staring up at the clouds.

*(Point to the angels in the GF4 picture.)* Two angels dressed in white came to stand by the disciples. The angels said, "Why are you still looking up in the air? Jesus has gone to heaven to be with His Father. This same Jesus will come back someday in the same way you have seen Him go into heaven."

**(Show the 2.ACT01ECGF5 picture.)** The disciples wanted to obey Jesus, so they went to Jerusalem and waited there. They all stayed in a room together, waiting for the gift Jesus had promised.

The disciples didn't have anything to do while they waited. Did the disciples fuss and whine? No. While the disciples waited, they prayed. They talked to God and read the Bible. They read the Old Testament Scriptures and talked about all the things Jesus had taught them. They knew that God would show them what to do as they read the Bible and prayed.

As they read, the disciples decided that God wanted them to choose another apostle to replace Judas Iscariot. Remember that Judas had hurt Jesus and was no longer with the disciples. "Do you see there are only eleven apostles in this picture?" *(Count them out loud.)*

**(Show the 2.ACT01ECGF6 picture.)** The twelfth apostle had to be a godly man who had followed Jesus from the very beginning so that he would know everything Jesus had taught them.

The disciples prayed to God and said, "Lord, who do You choose to be the twelfth apostle?" God chose a man named Matthias to be the twelfth apostle. The disciples were glad that God was helping them wait patiently for the gift of the Holy Spirit to come. They were excited to receive their gift.

Next week, we will hear about what happens to the twelve apostles.

**Prayer.** Dear God, thank You that Jesus is alive in heaven with You. Thank You for Your promise to come back to earth again. Please help us obey You and remember Your words. In Jesus' name, Amen.

---

#### ***Aim Questions for 4s & 5s***

- 1. What did Jesus tell the disciples to do after He went back to heaven?** ("Wait in Jerusalem for the gift of the Holy Spirit.")
  - 2. How did Jesus go back to heaven?** (He went straight up to heaven and was hidden by a cloud.)
  - 3. What did the disciples do while they waited in Jerusalem?** (They prayed, read the Bible, and chose a twelfth apostle named Matthias.)
  - 4. What would the Holy Spirit do when He came to the disciples?** (He would give the disciples power to be Jesus' witnesses. Say the memory verse.)
- 



**Aim Questions.** On a large poster board, draw four or five 2" circles with either a happy or sad face on them. Cover these up with colored and numbered circles attached with "tacky" tape. After a child answers question #1, he is allowed to go up and take the colored circle #1 off and see what face is revealed. If it is a happy face, he can share a time he waited patiently. If it is a sad face, he shares about a time that was hard for him to wait.

**Transition Idea.** As the children move to a new area, have them stop and wait for a period of time before continuing.

**Snack Suggestion.** Place the snacks in cupcake liners in the center of each table and ask children to wait before taking their goodies. Talk about how hard it is to obey and wait, but the disciples did it, and we can, too! Sing a thank-you song and say a thank-you prayer before you eat.

**Eleven Disciples Waiting (2.ACT01ECGF8, 2.ACT01ECGF9, and 2.ACT01ECGF10).** Give each child a GF8 picture and see if he can identify the disciples from the GF10 page. Older children might write a number from one to eleven on each of the disciples in the picture. The children can finish the picture by coloring with crayons. "How many disciples were called by Jesus to follow Him? (*Twelve.*) How many are obeying Jesus in this picture? (*Eleven.*) Who is missing? (*Judas Iscariot.*) What did he do to Jesus? (*Betrayed Him.*) Judas Iscariot betrayed Jesus and was no longer a disciple. Review the names of the disciples as the children work. The names are listed in the "Apostle Song" under Song Section. Give each child a GF9 Matthias to glue on their GF8 page. Matthias became the twelfth apostle. Sing about him in "Apostle Song."

**Jesus in the Clouds Craft Page (2.ACT01ECGF4 and 2.ACT01ECGF12).** Give each child a GF4 paper and marking pens to color the picture. Provide some cotton batting and have the children glue the cotton to the cloud after the picture is colored. Glue a colored GF12 picture of Jesus on top of the cotton to show how He rose to be in the clouds. Two men in white clothes, who were angels, stood with the apostles and said that Jesus who was taken from them into heaven would come back in the same way. Jesus promised that He would return to earth to rule as King.

**Jesus Under the Cloud (2.ACT01ECGF12, 2.ACT01ECGF13, and 2.ACT01ECGF14).** Supplies: GF12 picture of Jesus, GF13 picture of the disciples, GF14 cloud, colored construction paper, glue, tape. Have the children color Jesus, the landscape and the disciples. If desired, cut the GF13 disciples out and glue them on the bottom of the colored piece of paper. Glue Jesus at the top of the paper. At the very top, put one tape piece to secure the cloud over the figure of Jesus. The cloud becomes a flap that will lift up so that Jesus can be seen under the cloud. (For younger children, these pictures can be colored after they have been glued on the page.) Review the memory verse as the children work.

**Map Wall Chart (2.ACT01ECGF11 and 2.ACT01ECGF14).** Enlarge a GF11 Acts map to be hung in one part of the room. Keep this map, preferably laminated, throughout the whole study of Acts. Follow the apostles on their journeys each week. For the next few weeks, the lessons will center around Jerusalem. Glue a small GF14 cloud on the map to remind the children of today's story. "Today, we learned that Jesus left the apostles and went up in the clouds to be with His heavenly Father. When He left, Jesus told the apostles to wait in Jerusalem for a special gift. Let's put a cloud symbol by Jerusalem on the Acts map." Sing the Acts 1:8 Memory Verse Song as you tape the cloud to the map.

**Spiral Memory Verse Reminder (2.ACT01ECGF10, 2.ACT01ECGF15, and 2.ACT01ECGF16).** Materials needed: Paper plate, pencil, scissors, yarn, GF15 picture of Jesus, cotton batting, GF16 memory verse. Cut the plate, starting on the outside edge, along a spiral line. Turn the plate upside down and poke a hole in the center of the spiral. Poke two ends of a 5" piece of yarn through, and tie it off. Now the spiral can be hung. Tape a second shorter piece of yarn to the underside of the center of the spiral. Tape the loose end of the yarn to the GF15 picture of Jesus so that it hangs down inside the spiral. Glue some cotton at the very top of the upside-down spiral to represent clouds. Glue the GF16 memory verse near the bottom of the spiral. Talk about how Jesus' new body went up into the air without wings. Jesus said, "I will send you My power. Wait in Jerusalem for the gift God will send you." Ask the children, "What was the gift God was going to send the disciples?" (The Holy Spirit.) "Who were to be witnesses for Jesus?" (Disciples.) If desired, glue one or more GF10 apostles on the top edge of the paper plate.

**Apostle Tag.** Choose one child to be an "apostle." Have the other children scatter around the room or field. When the apostle tags someone and says, "Matthias," that person will become an apostle, too. Then both apostles will try to tag the other children. They will also say, "Matthias," each time they tag someone. Apostles must tiptoe, and no one may run. Continue until all the children have become apostles. If there are more than twelve children, explain that there were only twelve apostles in the early church. All other people who followed Jesus were called disciples or followers.

### **Songs.**

#### **Acts 1:8 Memory Verse Song (tune: "Muffin Man").**

You will be My witnesses, witnesses, witnesses.

You will be My witnesses.

Acts one, eight.

*Optional lines: Sing these verses for the last two lines of the song when you are studying that particular region.*

1. You will be My witnesses in Jerusalem!
2. You will be My witnesses in Judea!
3. You will be My witnesses in Samaria!

#### **The Disciple Song (tune: "A-B-C" song).**

*Although the children learned this song in our study of Luke, you can sing the Acts version to remind them of the new apostle, Matthias.*

Peter and Bartholomew

They're disciples one and two.

After them Philip and John

Matthew, Thomas and Simon

Then the Jameses--there are two

Here is Judas and Andrew.

Now at last, get this straight,

Is Matthias, who came late.

Jesus chose them, now you know.

Will you follow Him also?

**We Will Do Everything (tune: "If You're Happy and You Know It") .**

We will do ev'rything the Lord has said.

We will do ev'rything the Lord has said.

We will listen and obey what the Bible has to say.

We will do ev'rything the Lord has said.



## TOOK

---

**"Yes, I Will Obey" Necklace Center (2.ACT01ECGF17).** "Just like the disciples listened to Jesus and followed His directions, we want to listen to His directions and the directions of our parents and obey them." Have the children make a Bible necklace as described on GF 17 and put a picture of Jesus on it to remind them of whose instructions are in the Bible. Let the children string Fruitloops on their necklace yarn. Let them wear their Bible necklaces while you sing "We Will Do Everything" song from the Song section.


**Wrist Band Center (2.ACT01ECGF18).** Ask, "How many of you have a watch? For what do you use it?" A watch helps us know about the time of day. Every day we have times that we do specific things—nap time, bath time, dinner time, bed time, etc. Sometimes we want to do something now, but it is not time and we have to wait. The apostles did not have watches to tell them when the gift from Jesus was going to come; they just had to be patient and pray. Wear your watch to remember that the disciples had to wait. Copy the GF 18 watches on 8" x 1 1/2" card stock strips of paper or onto regular paper and glue them to a heavier weight paper. Allow the children to color their watches and decorate their watchbands. Poke a hole in the center of the watch face and push a paper brad up through the back so that the legs of the brad make the hands of the watch. Slits can be cut on each end of the band to fasten on the watch, or it can be taped on the children's wrists to fit.

**Acts Travel Bag (2.ACT01ECGF19).** Make an Acts Travel Bag for each child. The instructions call for fabric bags, but a simplified paper version could be made instead. Place a picture or item in the children's bags each week and use them to review the book of Acts.

**Pass God's Word Along Game.** Each child will need one toilet paper tube. Form two teams and have them each line up, side by side, facing each other. Put a ping pong ball in the tube of the person on each team who is at the end of their line. The ball represents God's Word, and the children are the disciples. The child may hold his hand over the bottom of the tube while he passes the ball to the next person. The team members must each pass the ball, rolling it from their own tube into the next person's tube, and so on, down the line. If a player fails to complete a pass, he or she must pick up the ball, get back in line, and continue the process. The first team to successfully pass the ball all the way to the opposite end of the line has been successful in passing on (being a witness to) God's Word. Repeat the game as time allows.

**Obedient Disciples Activity and Song.** "When Jesus was with the disciples, He gave them instructions to follow. Did the disciples obey Jesus? Yes, they did! We want to obey Jesus, too. Let's play a game where we can practice following directions, or being 'obedient'." Have the children play "Simon Says" except change the catch-phrase to "Jesus says," and give them directions to follow. For the very young children, make every action a "Jesus says" action. Include such phrases as, "Jesus says, 'Sit and wait for the Holy Spirit to come'," and, "Jesus says, 'Kneel and pray'." After you have played the game for a bit, teach the children "We Will Do Everything" from the Song section. You may want to sing and march around the room, having the children follow the teacher, as the disciples followed Jesus.

**Preschool Page for Parents (2.ACT01ECPPP).** Send a page home with each child, encouraging parents to reinforce the Bible truths at home. Spend a few minutes before the children go home creatively reviewing the memory verse song.



In his book of the Bible called Acts, Doctor Luke wrote down what the disciples told him.



Jesus showed His scars to the disciples after He came back to life.



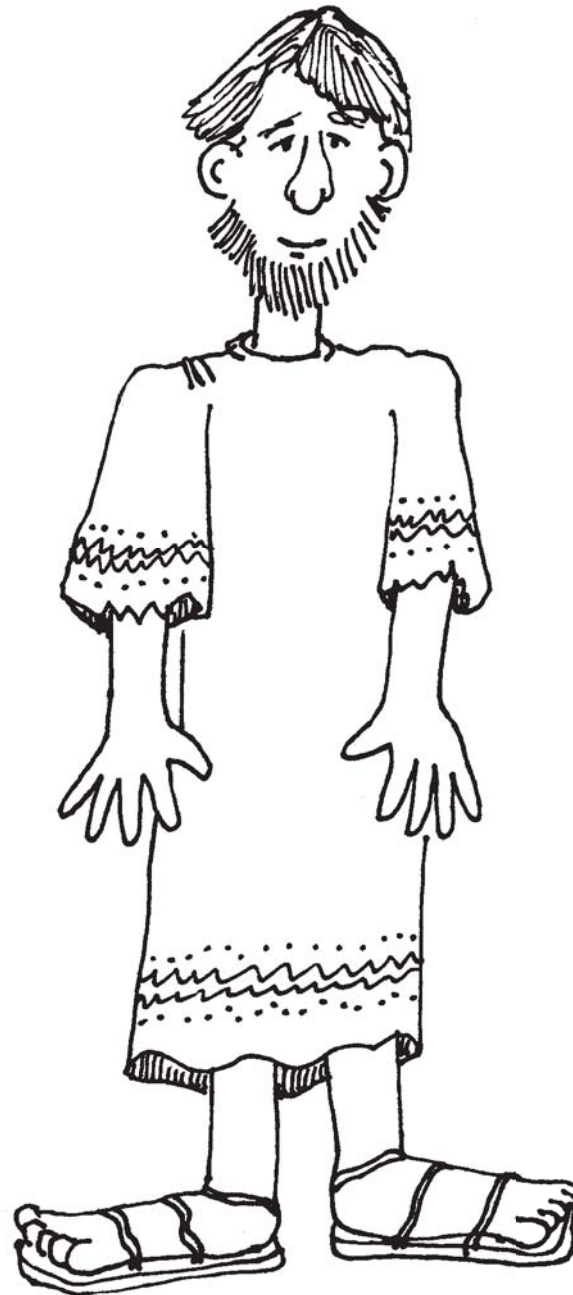
Jesus told His disciples that the Holy Spirit would come and give them power to be His witnesses.



The disciples watched Jesus go up to heaven.



While the disciples waited in Jerusalem, they read the Old Testament Scriptures and prayed.



The disciples prayed and chose Matthias to be the twelfth apostle to replace Judas.

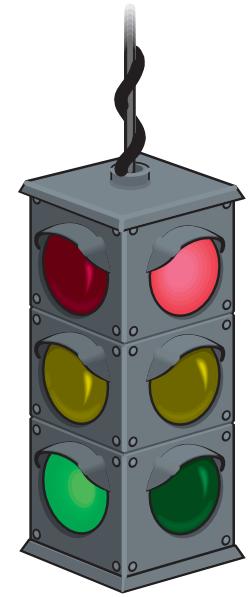
# Things We Wait For...



We wait for our birthday.




We wait for Jesus to come back on the clouds.



We wait for the light to turn green.



We wait for a fish to bite.



We wait for popcorn to pop.




We wait for Christmas.



While the disciples waited and prayed, they chose Matthias to be the twelfth apostle.





Peter



Nathanael




Philip



John




Matthew




Thomas




Simon



James



James



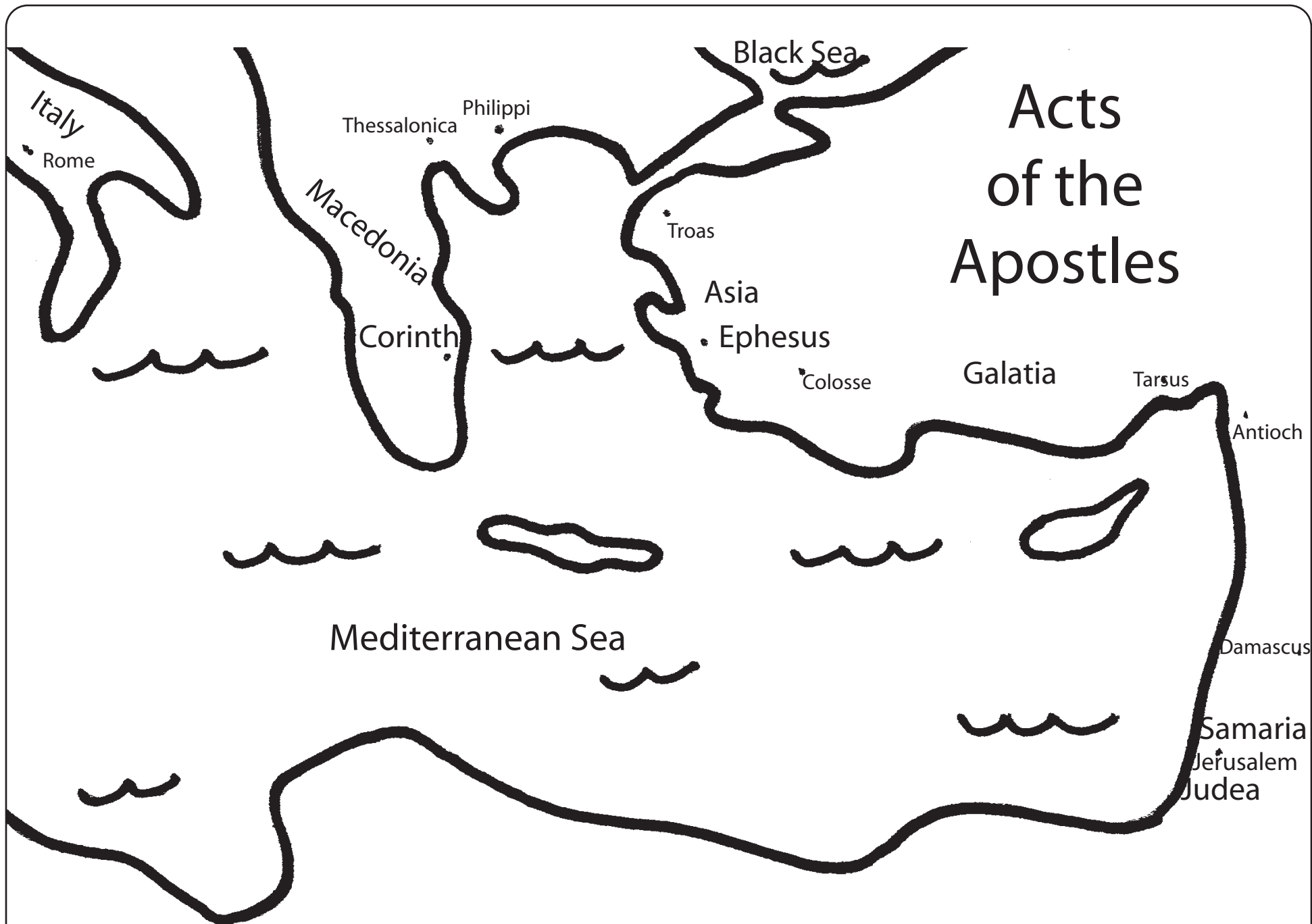
Judas



Andrew

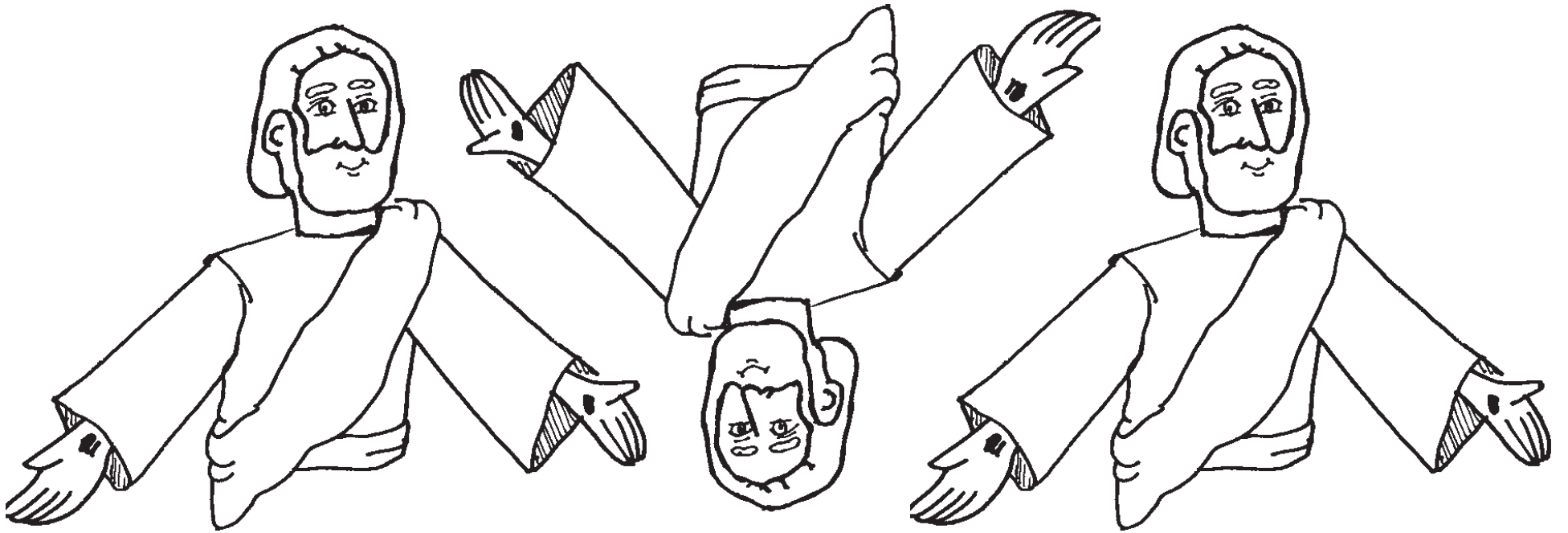
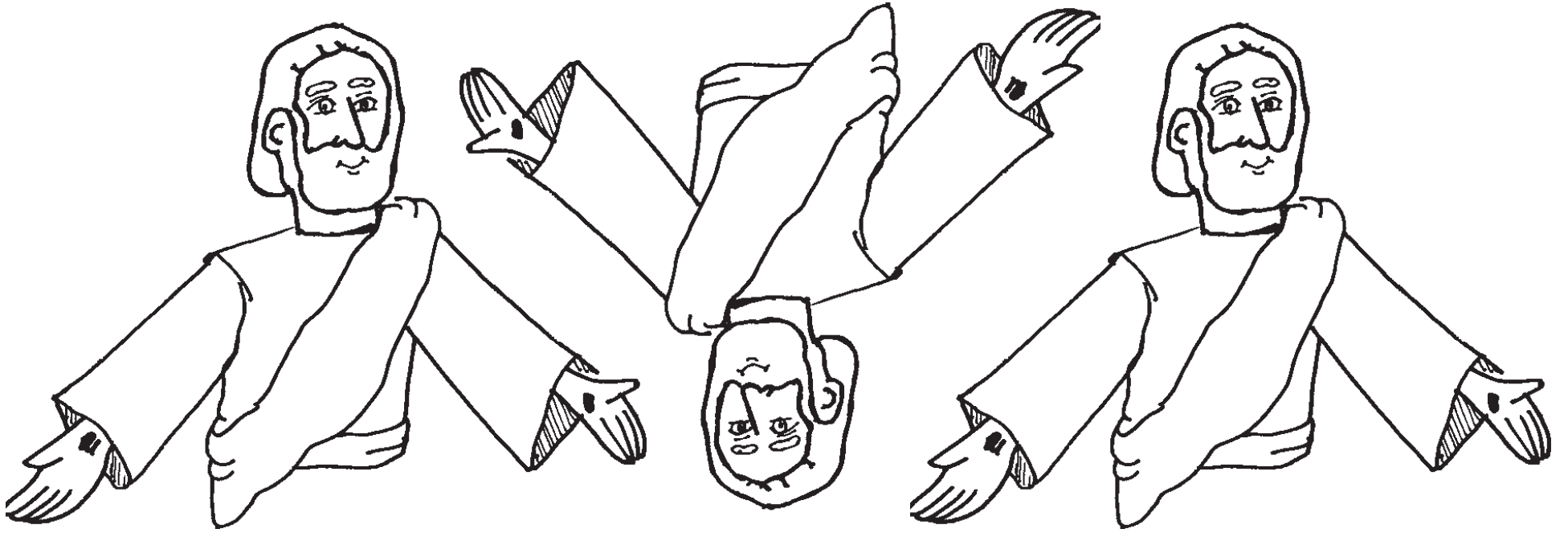


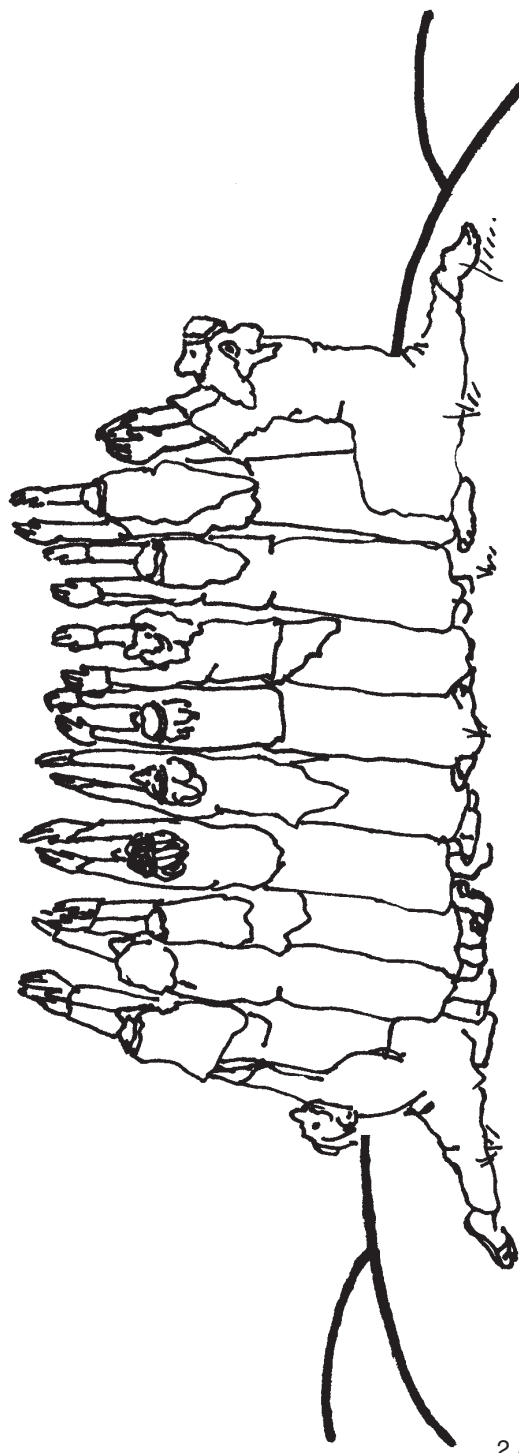
Matthias




# Acts of the Apostles

Luke wrote the book of Acts about Jesus and the early church.





You will be My witnesses. Acts 1:8





You will be My witnesses. Acts 1:8

You will be My witnesses. Acts 1:8

You will be My witnesses. Acts 1:8

You will be My witnesses. Acts 1:8

You will be My witnesses. Acts 1:8

You will be My witnesses. Acts 1:8

You will be My witnesses. Acts 1:8

You will be My witnesses. Acts 1:8

You will be My witnesses. Acts 1:8

You will be My witnesses. Acts 1:8

You will be My witnesses. Acts 1:8

You will be My witnesses. Acts 1:8

You will be My witnesses. Acts 1:8

You will be My witnesses. Acts 1:8

You will be My witnesses. Acts 1:8

You will be My witnesses. Acts 1:8

You will be My witnesses. Acts 1:8


You will be My witnesses. Acts 1:8

You will be My witnesses. Acts 1:8



You will be My witnesses. Acts 1:8

You will be My witnesses. Acts 1:8

You will be My witnesses. Acts 1:8

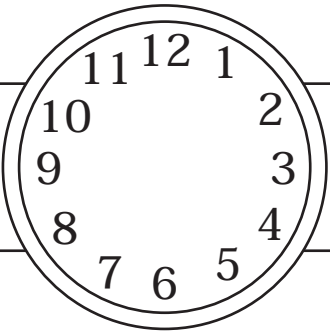


The disciples read the Scriptures and prayed.



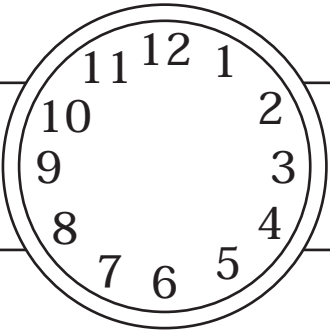
The disciples read the Scriptures and prayed.

Wait in  
Jerusalem.



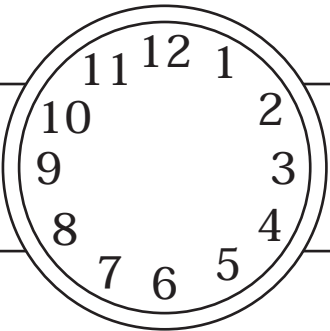
You will be My  
witnesses.  
Acts 1:8

Wait in  
Jerusalem.



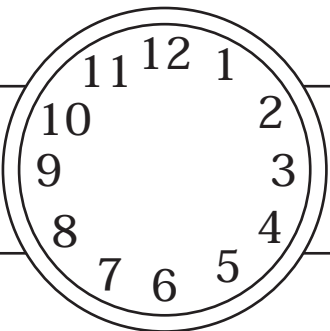
You will be My  
witnesses.  
Acts 1:8

Wait in  
Jerusalem.




You will be My  
witnesses.  
Acts 1:8

Wait in  
Jerusalem.



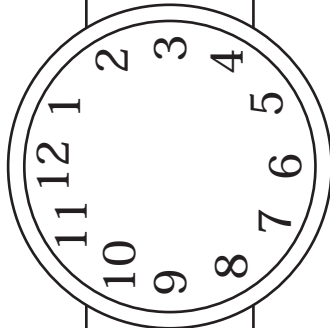
You will be My  
witnesses.  
Acts 1:8

You will be My  
witnesses.  
Acts 1:8

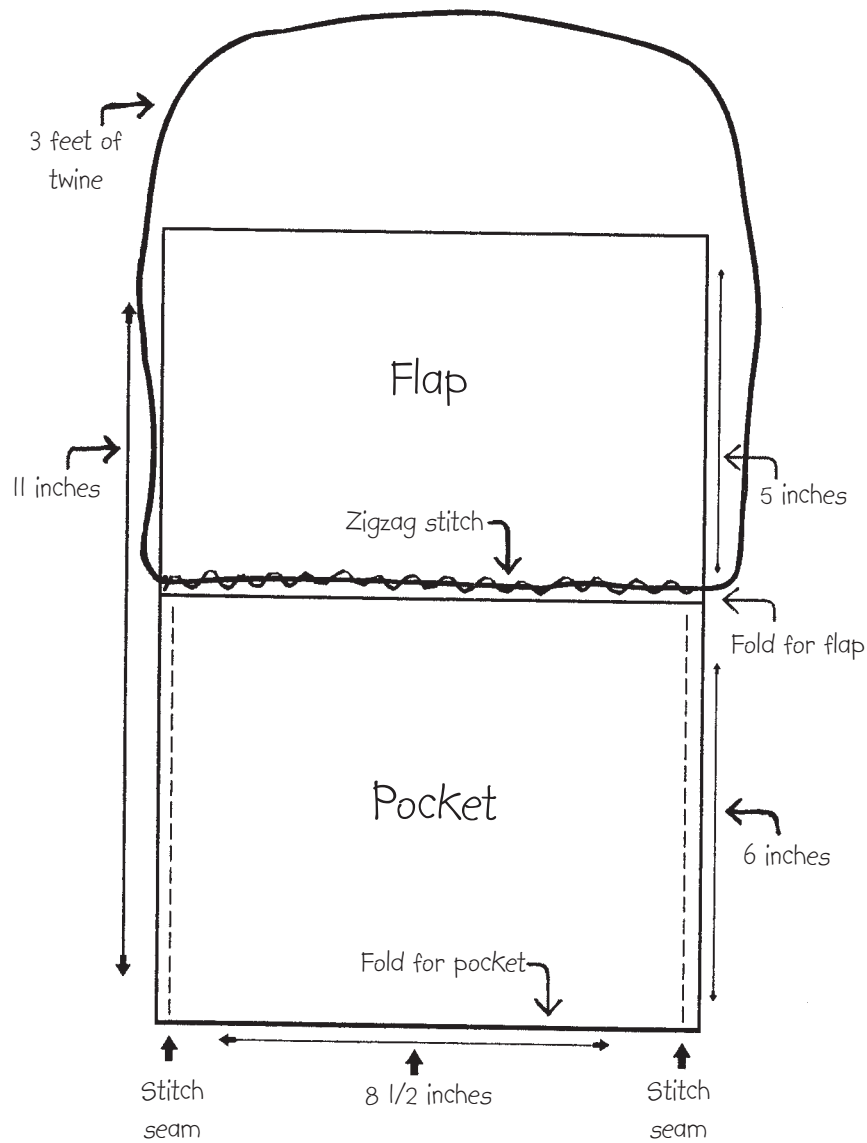


Wait in  
Jerusalem.

You will be My  
witnesses.  
Acts 1:8




Wait in  
Jerusalem.



# Acts Travel Bag

Make a travel bag for each child out of denim or broadcloth. Cut an 8 1/2" x 17" piece of fabric for each bag. Fold up the 6" pocket and stitch. Zigzag over a 3' length of twine to the fabric, overlapping the ends in the center of the fabric, leaving an opening for the pocket. Write the child's name on the bag.

Keep a picture or item in the child's Acts Travel Bag for review each week.



February 27, 2005

Acts Chapter 1--The Apostles Wait for the Holy Spirit



## This is what I learned today!

Dr. Luke wrote a second book in the Bible called Acts. It tells us that Jesus stayed with His disciples for forty days after being raised from the dead. He told them that they were to be His witnesses to the world. They were to go out and teach everyone what they had seen and heard about Jesus being the holy Son of God. Jesus took the disciples to the Mount of Olives and, before their eyes, He was lifted up into the clouds to be with His Father. Jesus had told the disciples to go to Jerusalem and stay there until God's gift of the Holy Spirit was given to them. They obeyed and spent their time praying and reading God's Word while they waited. When they realized God wanted them to choose another apostle from the followers of Jesus, they chose a godly man named Matthias.

**Acts Memory Verse**  
**You will be My witnesses.**  
**Acts 1:8**

## Be a witness



Play a little repetition game with your young child to teach him that Jesus is the Savior and that we are His witnesses. Surround yourself with dolls or stuffed animals. Say to one of the dolls, "Jesus is my Savior." Hug the doll and your child and say, "I love Jesus." Say the same thing to another doll or stuffed toy. Have your child repeat your words. After the child is comfortable with the words (or his attempt at the words), say, "I'm Jesus' witness," then go through the former process again. Hopefully, you can add the words, "Now you be a witness," and the child will say, "Jesus is the Savior." Don't get discouraged if you're the only one saying the words. You're teaching your child that you love Jesus and that you are a witness for Him.

**Acts 1:8 Memory Verse Song**  
**"Muffin Man"**

**You will be My witnesses,**  
**Witnesses, witnesses.**  
**You will be My witnesses.**  
**Acts one, eight.**



After watching Jesus go up to heaven, the disciples waited for the Holy Spirit to come to them.