

ACTS CHAPTER 18:1-22

The Gospel Reaches Corinth



16

2-Year-Olds - Kindergarten
June 26, 2005
2.ACT18EC

SHOOK _____

☞
MEMORY
VERSE

☞
Do not be
afraid; keep
on speaking,
do not be
silent.

☞
Acts 18:9
NIV
☞

Teacher Tip. Outdoor play is an important part of a preschooler's awareness of the world around him. When you take an activity outside, it helps the children find new interests in the sights and sounds of the outdoors. Make the children aware of how the wind feels and what they can see it do, how the sun feels with their eyes closed, how raindrops feel and sound. This will help them to begin to recognize God's plans in all these things, and to find joy in any kind of weather. To find joy and contentment in a variety of environments is part of a Christian's attitude toward life. The children who find experiences of constructive activity in play with the wind, snow, and rain are making a beginning in developing these attitudes.

Tent Making. Set up a pup tent today because Paul and Aquila were tentmakers. Bring items that you would use if you were staying in a tent. Pretend to cook over a campfire and sleep in a sleeping bag. "In today's Bible Adventure, we will hear that Paul's job was making tents to sell when he wasn't preaching."

Play Dough. Roll play dough into ropes and form a circle and mouth with it, breaking off two small pieces for eyes. Form the play dough into the shapes of happy and mad faces. We will hear in today's Bible Adventure that some people believed in Jesus and had happy faces when Paul preached the Gospel, but some got angry and had very mad faces.

Second Missionary Journey. On a piece of construction paper, draw a big number two (2) with glue. Help the children put fine sand or whole wheat flour on their paper. It will stick to the glue and form the number two. Talk about how we're learning about Paul's second missionary journey. Walk your fingers through the bowl of extra sand or flour. Talk about Paul, Silas, and Timothy walking from town to town, telling people to believe in the Lord Jesus to be saved. Review the memory verse as the children walk their fingers.

Paul Shadow Drawing. Have a leader take two or three children outside if it is sunny. Ask a child to stand so that his shadow falls on the sidewalk. Place a large sheet of butcher paper over the shadow. If it is windy, place a rock on the corners of the paper. Use marking pens to draw around the shadow form and then have the child take the paper inside to decorate as desired. "Let's pretend that this shadow drawing is the apostle Paul going to Corinth in the sunshine."

Silly Story. Cut out magazine pictures of food, toys, cars, children, animals, furniture, etc. Hand out six pictures to six children and have them participate in the story by holding up their pictures as you point to them. Repeat with more pictures so that all the children can have a turn. The children will help you tell a funny story with these pictures if they hold up the right numbered picture when you ask for it. Encourage them to tell you what the picture is as they hold it up for others to see.

Picture #1 is a person or animal. "Once there was a big (picture #1). It lived in a pretty (picture #2). The (picture #1) was very hungry, but what could it eat? Could it eat a (picture #3)? Or a (picture #4)? Or, would it rather eat a (picture #5)? The (#1) decided to eat a (#6) for breakfast. And, boy, was it yummy!" (Rub tummies.)

"In today's Bible Adventure, we will hear that Paul spoke the truth about Jesus being the Son of God in the synagogue at Corinth. It was not a silly story like we have been making up. Paul had all the facts from the Old Testament Scriptures to tell the people the truth."

Guessing Game. Have one child turn his back to the others at his table and close his eyes. As you lead the children in saying, "Sometimes we are happy, sometimes we are sad, sometimes glad, sometimes mad, guess what we are now," children follow you in making a sad or a happy face. After the child with his back turned guesses which face the children are making, he exchanges places with another child. "We will hear in the Bible Adventure that some people are mad and some people are happy. I can't wait to see what is going to happen."

Bean Bag Toss. Make two large circles on the floor with masking tape, one inside the other. Place happy faces with a picture of Paul in the center circle and mad faces that the children have drawn in the outside circle. Give each child three bean bags to try to hit the center part with Paul and the happy people who listened to him preach about Jesus. "In today's Bible Adventure, we will hear that some Jews and Gentiles got mad at Paul for preaching about Jesus, but others believed in Jesus and became part of God's church family. What kind of audience do you have with your three bean bag hits?"

Secret Crayon Rubbing. Glue yarn in the shape of a happy (or sad) face on several pieces of poster board. Give children one of these covered with a piece of typing paper and a crayon that has had its paper wrapping removed. As the children rub the crayon on the paper, a face is revealed. Talk about whether this looks like the face of a believer in Jesus or like a person who was mad at Paul for talking about Jesus.

Balloon Delivery Message. Give a child an unbreakable plate and an inflated balloon with the Bible verse written on it. Ask her to carry it waiter-style with her arm up and wrist cocked back as she pretends to carry it from Athens to the city of Corinth. The child keeps the balloon in this position while she travels to the other side of the room and back. If the balloon is dropped, it is okay to pick it up and continue. Familiarize the children with the city names by saying them when they get to the appropriate area of the room. If you have two balloons, you could suggest a mini race. A ping pong ball might be replaced for the balloon and a different way of carrying the plate for the younger children.

Transition Activity to Bible Adventure. Sing "Missionary Journey" as you have the children march around the room in a line. Finish by bringing them to their seats for the Bible Adventure.

Berean Scripture Study Review (Last week's 2.ACT15ECGF4). Provide paper and pencils to the children and several simple Bible story books. Set a GF4 picture in the center of the work area and tell the children that these men were studying Scripture after Paul told them Jesus was the promised Son of God. The children will now study the Scriptures by copying words or letters from their books onto their paper. The table leader can read parts of the books so the children will know what they want to write down. Kindergarteners may copy a short sentence, while younger children may only trace their own names after you've written them.

Sewing Tents Craft Page (2.ACT16ECGF1). Copy the GF1 page on card stock paper. Give each child two pieces of canvas that are shaped like the tents Paul and Aquila are sewing. The children can glue the fabric to the tents on the picture. Older children can "sew" their tents. Punch holes around the edges of the tents through the paper and fabric. Give the children a shoe lace to weave through the holes. Talk about the fact that Paul stayed with Aquila and Priscilla in Corinth and that both Paul and Aquila worked as tentmakers.



Presentation Ideas

Pictures 2.ACT16ECGF1 - 2.ACT16ECGF6. Color the pictures and glue them onto colored construction paper. Show these pictures as you tell the Bible Adventure. Save the pictures for review in the next lessons.

Number Two. Wear a large number two (2) on your shirt or hat because this was Paul's second missionary journey.

Scroll Prop. Roll up a piece of paper to use as a scroll. As you talk about Paul preaching in the synagogue, open your scroll and point to it. Say, "See right here? When it talks about the Messiah right here in the Old Testament Scriptures, it's talking about Jesus."

Bible Adventure for 2s & 3s

(Hold up two fingers and point to the number two on your hat.) Who can tell me why I am wearing a number two on my hat? That's right; we are learning from the book of Acts that Paul was on his second missionary journey. *(Ask the children to hold up two of their fingers. Then have them turn their two fingers downward and make them "walk" from Thessalonica to Berea and then to Athens. Say, "Let's all walk our fingers to Thessalonica." Walk, walk, walk. "Now let's walk to Berea," etc.)*

(Show last week's 2.ACT15ECGF1 picture of Paul preaching.) Paul preached in the cities of Thessalonica, Berea, and Athens. The Jews and Gentiles reacted differently to Paul and Silas. Some said, "We believe in Jesus," but others said, "Get out of town!"

(Show the 2.ACT16ECGF1 picture.) Paul walked to Corinth, a large city in Greece. *(Put a small tent by Corinth on the large wall map.)* In Corinth, Paul found a Jewish man named Aquila who loved Jesus. Aquila's wife was named Priscilla. Aquila was a tentmaker like Paul, so he and Paul worked together making tents to sell.

(Show the 2.ACT16ECGF2 picture.) Paul went to the Jewish synagogue in Corinth and started teaching about Jesus. He said, "Jesus is the Christ for whom

we have been waiting. *(Point to your Bible.)* Jesus died, came back to life, and is now in heaven. If you believe in the Lord Jesus, you will be saved.”

The Jewish synagogue ruler, Crispus, and his whole family believed in Jesus and received the gift of the Holy Spirit. Some of the people who didn't want to hear about Jesus started yelling at Paul, "Stop preaching about Jesus! Get out of town!" They began pushing and shoving him.

Paul knew it was time to stop preaching in the synagogue. He shook off his clothes *(dust off your clothes and shoes)* and said, "I have told you the truth about Jesus. Since you don't want to hear the truth, I am going to preach to the Gentiles next door." Paul walked out the synagogue door, went to the house next door, and began teaching the Gentiles.

(Show the 2.ACT16ECGF3 picture.) Paul was tired of being pushed around from town to town. He didn't know what to do. One night, the Lord talked to Paul in a vision. He said, "Don't be afraid of the men who are pushing and shoving you, Paul. They can't hurt you because I am with you. Keep on preaching. Don't leave Corinth."

It encouraged Paul to hear the Lord's words. He felt better and trusted God to take care of him.

(Show the 2.ACT16ECGF4 picture.) Paul wasn't afraid even when angry men took him to the Roman court and said to the Roman governor, "This man is a troublemaker. He is teaching us to worship God the wrong way. Make him stop preaching about Jesus."

The governor said, "I don't want to listen to your complaining. Paul has not broken any Roman law, and I don't care about your little synagogue arguments. You work it out yourselves." God was taking care of Paul so that he could keep preaching about Jesus in Corinth.

(Show the 2.ACT16ECGF6 picture.) Finally, it was time for Paul to leave Corinth and go back to Antioch. He got in a boat and took his new friends, Priscilla and Aquila, with him. They all sailed to Ephesus. God had kept them safe while they boldly spoke about Jesus.

Prayer. Dear God, thank You for helping Paul to be brave when he didn't know what to do. Thank You for taking care of him, and for taking care of me, too. In Jesus' name, Amen.

Aim Questions for 2s & 3s

- 1. About whom did Paul teach to the Jewish people in the synagogue?**
(Jesus.)
 - 2. What did Paul work hard at making with Aquila and Priscilla in Corinth?**
(Tents.)
 - 3. Who helped Paul to be brave when he didn't know what to do?** (God.)
-

Bible Adventure for 4s & 5s

(Hold up two fingers and point to the number two on your hat.) Who can tell me why I am wearing a number two on my hat? That's right; we are learning from the book of Acts that Paul was on his second missionary journey. *(Ask the children to hold up two of their fingers. Then have them turn their two fingers downward and make them "walk" from Thessalonica to Berea and then to Athens. Say, "Let's all walk our fingers to Thessalonica." Walk, walk, walk. "Now let's walk to Berea," etc.)*

(Show last week's 2.ACT15ECGF1 picture of Paul preaching.) Paul preached in Thessalonica, in Berea, and in Athens. What did the Jews and

Gentiles say to Paul and Silas in these towns in Greece? Some said, "We believe in Jesus," but others said, "Get out of town!"

(Show the 2.ACT16ECGF1 picture.) Paul walked to Corinth, a large city in Greece. *(Put a small tent by Corinth on the large, wall map.)* In Corinth, Paul found a Jewish man named Aquila who loved Jesus. Aquila's wife was named Priscilla. Aquila was a tentmaker like Paul. Aquila and Priscilla invited Paul to stay in their home. Aquila and Paul worked together making tents to sell. *(Pretend to sew tents by weaving a needle in and out of cloth.)*

(Show the 2.ACT16ECGF2 picture.) Paul went to the Jewish synagogue in Corinth and started teaching about Jesus. He said, "Jesus is the Christ for whom we have been waiting. See, it says right here in our Scriptures that the Christ had to suffer. *(Point to your Bible.)* Jesus came back to life and is now in heaven. If you believe in the Lord Jesus, you will be saved."

The Jewish synagogue ruler, Crispus, and his whole family believed in Jesus and received the gift of the Holy Spirit. The Gentile man who lived right next door to the synagogue believed in Jesus and received the gift of the Holy Spirit. Many Jews and Gentiles in Corinth believed in Jesus and became part of Jesus' church family.

Before long, some of the Jews who didn't want to hear about Jesus started yelling at Paul, "Stop preaching about Jesus! Get out of town!" They began pushing and shoving him. They said unkind things to Paul.

Paul knew it was time to stop preaching in the synagogue. He shook off his clothes *(dust off your clothes and shoes)* and said, "I have told you the truth about Jesus. Since you don't want to hear the truth, I am going to preach to the Gentiles." Paul walked out of the synagogue door, went to the house next door, and began teaching the Gentiles.

(Show the 2.ACT16ECGF3 picture.) Paul was tired of being pushed around from town to town. He felt weak and discouraged. He didn't know what to do. One night, the Lord talked to Paul in a vision. He said, "Don't be afraid of the angry men, Paul. They can't hurt you because I am with you. Keep on preaching. Don't leave Corinth. Stay here because I have many people in this town who will believe in Me when they hear the Good News."

It encouraged Paul to hear the Lord's words. He felt better and trusted God to take care of him.

(Show the 2.ACT16ECGF4 picture.) Paul wasn't afraid even when angry men took him to the Roman court and said to the Roman governor, "This man is a troublemaker. He is teaching us to worship God the wrong way. Make him leave town."

Governor Gallio said, "I don't want to listen to your complaining. Paul has not broken any Roman law, and I don't care about your little synagogue arguments. You work it out yourselves. Guards, take these men out of my court." The Roman guards took them all out of the Roman courtroom and left them standing in the street.

(Show the 2.ACT16ECGF5 picture.) The Jews were so angry that they stood right outside the court and beat up the new synagogue ruler whose name was Sosthenes. They thought that this would get Governor Gallio's attention so that he would have to send Paul out of town.

Instead, Governor Gallio just ignored the fight outside. Finally, when no one paid any attention to what was happening, everyone got tired and went home. God was taking care of Paul so that he could keep preaching about Jesus in Corinth.

Paul stayed in Corinth and preached for a year and a half. Many people heard about Jesus because Paul trusted in God and was not afraid.

(Show the 2.ACT16ECGF6 picture.) Finally, it was time for Paul to leave Corinth and go back to Antioch. He cut his hair short and made a vow to God. He and his new friends, Aquila and Priscilla, got in a boat and sailed to Ephesus. Next week we will hear about what happened in the city of Ephesus.

Prayer. Dear God, thank You for helping Paul to be brave when he didn't know what to do. Thank You for taking care of him, and for taking care of me, too. In Jesus' name, Amen.

Aim Questions for 4s & 5s

1. **Who invited Paul to stay at their house in Corinth?** (Aquila and Priscilla.)
 2. **What happened when Paul preached in the Jewish synagogue in Corinth?** (Some people believed, but some people caused trouble.)
 3. **What did the Lord tell Paul in a vision one night?** (Don't be afraid. Stay in Corinth and preach.)
 4. **What happened when Governor Gallio told the angry Jews to leave the Roman court when they tried to get Paul in trouble?** (They beat up Sosthenes, the new synagogue ruler.)
-

LOOK

Aim Questions. Bring out a puppet that was sleeping in the closet during the Bible Adventure. Have him present a list of questions (Aim Questions) that he could ask individual children.

Aim Question and Verse Review. Let the children find happy and mad faces that you have hidden around the room. On the back of each face, write the number one, two, three, or four, or the letter "V" in red, blue, green, or yellow. The children will choose a chair in the circle as soon as they find a face. Ask the child with #1 to answer the first question after the teacher reads it, etc. Occasionally ask anyone with a red (or blue, green, or yellow) "V" to say the verse together.

Snack Suggestion. Provide each child with a peach half (boat), a long pretzel (mast), and a slice of American cheese cut in a triangle (sail). Have the child assemble his boat with the food provided. "Who sailed on a boat today?" (Paul, Aquila, and Priscilla.)

Sailing with Aquila and Priscilla (2.ACT16ECGF7, 2.ACT16ECGF8, and 2.ACT16ECGF9). Supplies: three popsicle sticks for each child, one GF8 boat picture for each child with three slits on the top boat edge, one GF7 sail, GF9 faces of Paul, Aquila, and Priscilla, glue or tape, crayons. Help the children at your table glue or tape the GF9 faces of Paul, Aquila, and Priscilla onto their popsicle sticks. Have the children color the boat and glue a GF7 sail on the GF8 sail. Show them how to slide the three figures through the slits to sail away. As you do this, talk about Paul leaving Corinth with Aquila and Priscilla. Talk about how they were sailing to a new town to tell people about Jesus. Have the children repeat the names Aquila and Priscilla.

Sailing to Ephesus (2.ACT16ECGF6 and 2.ACT16ECGF7). This is a simple craft for two- and three-year-old children. Copy the GF6 page on card stock paper and give one to each child to color. Give each child a craft stick or straw to tape on the mast of the boat. Tape a GF7 memory verse triangle on the craft stick or straw to make a sail. It would be fun to have the sail extend above the edge of the page. Sing “Acts 18:9 Memory Verse Song” as the children work.

Let’s Make a Tent (2.ACT16ECGF10 and 2.ACT16ECGF11). Cut the GF10 tent out of poster board and cut a piece of burlap or canvas the same size. Cut a door for the tent and fold it back. Glue the burlap onto the poster board and punch holes around the outside. Tape one end of a piece of yarn to the back of the tent, and wrap the other end with tape to make it stiff. Lace the yarn through the holes around the tent. Glue the GF11 memory verse on the tent. Talk about Paul and his friends making tents and preaching about Jesus.

Preaching and Singing Activity Page (2.ACT16ECGF2 and 2.ACT16ECGF12). Copy and cut out one GF12 scroll and one GF2 picture for every child. Let the children tape the scroll with the memory verse onto their picture behind the cut-out hand of Paul. As they color the picture, sing the memory verse song together. Tell the children that this is what Paul would have been teaching the Jews in the synagogue church. Remind them that we also want to tell people that Jesus is the One who saves people from their sins.

“Aquila and Priscilla” Song Activity. To the tune and actions of “Ring Around the Rosie,” sing the following words to familiarize the children with the new Bible Adventure names—Aquila, Priscilla, and Corinth. Have the children hold hands as they walk in a circle. When “We all love God” is sung, have the children stop holding hands and raise them over their heads. Look to see who is the last to raise his hands.

1. Aquila and Priscilla
Were Paul’s new friends in Corinth.
Aquila! Priscilla! We all love God.
2. Johnny and Jessica
Are my new friends in Spokane.
Jeremy! Emily! We all love God.

Puzzle Review Bag (2.ACT16ECGF1 and 2.ACT16ECGF2). Before class, copy the GF1 and GF2 pictures from the Bible Adventure onto colored pieces of paper. Use a different color for each picture. Cut each picture into two or three big pieces to make a puzzle (more pieces can be cut for the older children). Put both of the puzzles into a bag. Have one bag for each table and three or four children at each table. Give each table a bag. Have them work as a team to put the puzzles together. As each one is completed, talk about what is happening in the picture. Use the Aim Questions to review the Bible Adventure as you go.

Guessing Game. Quietly tell a child to walk slowly like an elephant with his long trunk swaying. Ask the children to guess what he is. Let all of them act like an elephant. Do the same with a hopping rabbit with big ears, a butterfly with beautiful wings, a crocodile with sharp teeth, a monkey jumping in a tree, a giraffe with his neck up to eat, a lion with a big roar, and Paul with God’s words in the Bible—the memory verse! Then have everyone pretend to be Paul together and repeat the verse while marching around the room.

Circle Game. Pretend that you are Paul the preacher. With children standing in a circle and several different colored feet outlines on the floor under them, ask them to hold hands and walk in a circle as you sing this song to the tune of "Muffin Man."

Oh, do you know who Jesus is,
Who Jesus is, who Jesus is?
Oh, do you know who Jesus is?
Believe in Him today.

Children switch directions and continue walking and singing with you standing in the middle.

Oh, yes, I know who Jesus is,
Who Jesus is, who Jesus is.
Oh, yes, I know who Jesus is.
He is the Son of God.

The child standing on the color that you have called out joins you in the middle of the circle. Children change directions again. Continue singing through the last verse until everyone is in the middle with you. End with "Now we all know who Jesus is..."

Now we two know who Jesus is,
Who Jesus is, who Jesus is.
Now we two know who Jesus is.
He is the Son of God.

Puddle Jumping with Paul. Take the children outside onto a grassy area or an indoor large open area. Use blue heavy yarn or rope to outline the shape of a mud puddle. Tell the children they are to jump the puddle without getting their feet wet. Start with the children standing and jumping. Second turn, have them run and jump over the same puddle. Increase the size of the puddle and repeat the jumps. Make several puddles in a row, allowing some space between each puddle. "Paul probably had some puddle jumping to do as he walked from city to city to teach that Jesus was the Christ."

Let's Talk about the Adventure. Allow children to come up one at a time and pull a picture or object out of a bag that relates to today's Bible Adventure. On the pictures, write questions like, "What were the names of Paul's friends in Corinth? What did Paul do as a job in Corinth? Who told Paul to stop preaching? Who told Paul to keep on preaching? Who was happy in this Bible Adventure? Who was mad and sad?" Also include objects like a spool of thread, a scroll, a picture of someone being hit, and a boat. Ask the children questions about the objects that relate to the Bible Adventure. In order to keep these objects in order, they could be attached to a string that is pulled out of a sack or box, one item at a time.

Songs.

Acts 18:9 Memory Verse Song (tune: "Row, Row, Row Your Boat").

"Do not be afraid;
Keep on spe-eaking,
Do not be silent."
Acts eighteen, verse nine.

Acts 16:31 Memory Verse Song (tune: "Rejoice in the Lord Always").

Believe in the Lo-ord Je-esus, and yo-ou will be saved.
Believe in the Lo-ord Je-esus, and yo-ou will be saved.
Acts sixteen, thirty-one. "And yo-ou will be saved."
Acts sixteen, thirty-one. "And yo-ou will be saved."

My God Can Do Anything (tune: "My Bonnie Lies Over the Ocean").

My Go-od can do anythi-ing.
There's nothing that's too hard for Him.
His power raised men from the de-ead
And brought them to li-ife again.
My God, my God,
Oh, nothing is too hard for Him, for Him.
My God, my God,
Oh, nothing is too hard for Him.

If You Give Yourself to Jesus (tune: "If You're Happy and You Know It").

1. If you give yourself to Jesus, you'll be blessed. *(Clap! Clap!)*
If you give yourself to Jesus, you'll be blessed. *(Clap! Clap!)*
If you give yourself to Jesus, if you give yourself to Jesus,
If you give yourself to Jesus, you'll be blessed. *(Clap! Clap!)*
2. If you give of what you have, you'll be blessed. *(Clap! Clap!)*
3. If you help the hungry ones, you'll be blessed. *(Clap! Clap!)*

Missionary Journey (tune: "Twinkle, Twinkle Little Star").

Paul took one, and two, and three,
Missionary journeys.
He went by foot; he went by sail,
And the Good News he did tell.
Paul took one, and two, and three,
Missionary journeys.



TOOK

Tent Making with Aquila and Priscilla. Give each child a 4" by 11" piece of poster board. Show the children how to fold their pieces of poster board letter-style so that the pieces have three equal sections. Have the children color the outside of their poster board tent. Help the children punch holes in both of the 4" edges of their piece of poster board. Sew these together with shoelaces or yarn. If you are using yarn, wrap one end with masking tape so that it is stiff enough to "sew" through the holes. Use a washable felt pen to draw faces on two of each child's fingers. These finger-people puppets can pretend to be going in and out of the tents. "Aquila and Priscilla were tentmakers and helped Paul in Corinth by letting him stay in their home. Paul made tents with them. Paul, Aquila, and Priscilla showed their love for God by helping each other in Corinth.

God Cares (2.ACT16ECGF3, 2.ACT16ECGF11, and 2.ACT16ECGF13). Give each child a GF3 page, a GF11 memory verse, a GF13 picture of Jesus, and two star stickers. Let the children color their pictures and put stars in the night sky. Talk about Paul being discouraged and a little bit afraid in Corinth. Let the children glue their picture of Jesus on the right side of the page to remind them that Jesus spoke to Paul in a vision. Jesus was with Paul day and night. We can talk to Jesus at night, too, or any time of the day. God is always with us and cares for us.

Places Where I Talk about Jesus. Let children find magazine pictures of places where they might go—camping, the park, skating, eating with friends, bike riding, hiking, traveling in car, and playing. Stamp happy and sad faces (or stickers) on these pictures. “Some people want to hear about Jesus and some don’t. Does that mean we stop telling about Jesus if one person doesn’t want to hear? Did that mean Paul quit telling about Jesus? No way! Like Paul, we can tell people everywhere about Jesus.”


Preschool Page for Parents (2.ACT18ECPPP). Send a page home with each child, encouraging parents to reinforce the Bible truths at home. Spend a few minutes before the children go home creatively reviewing the memory verse song.



Paul stayed with Aquila and Priscilla in Corinth. They made tents as their job.



When Paul preached in Corinth, many people believed that Jesus was the Savior.




The Lord encouraged Paul in a vision to keep preaching the Gospel in Corinth.



Paul kept preaching even though angry men took him to court to make him stop.



The men were so angry that Gallio wouldn't make Paul stop preaching that they beat up Sosthenes, the synagogue ruler, in the middle of the street.



After staying in Corinth for a year and a half, Paul, Aquila, and Priscilla sailed to Ephesus.

Do not be afraid; keep on speaking, do not be silent.
Acts 18:9

Do not be afraid; keep on speaking, do not be silent.
Acts 18:9

Do not be afraid; keep on speaking, do not be silent.
Acts 18:9

Do not be afraid; keep on speaking, do not be silent.
Acts 18:9

Do not be afraid; keep on speaking, do not be silent.
Acts 18:9

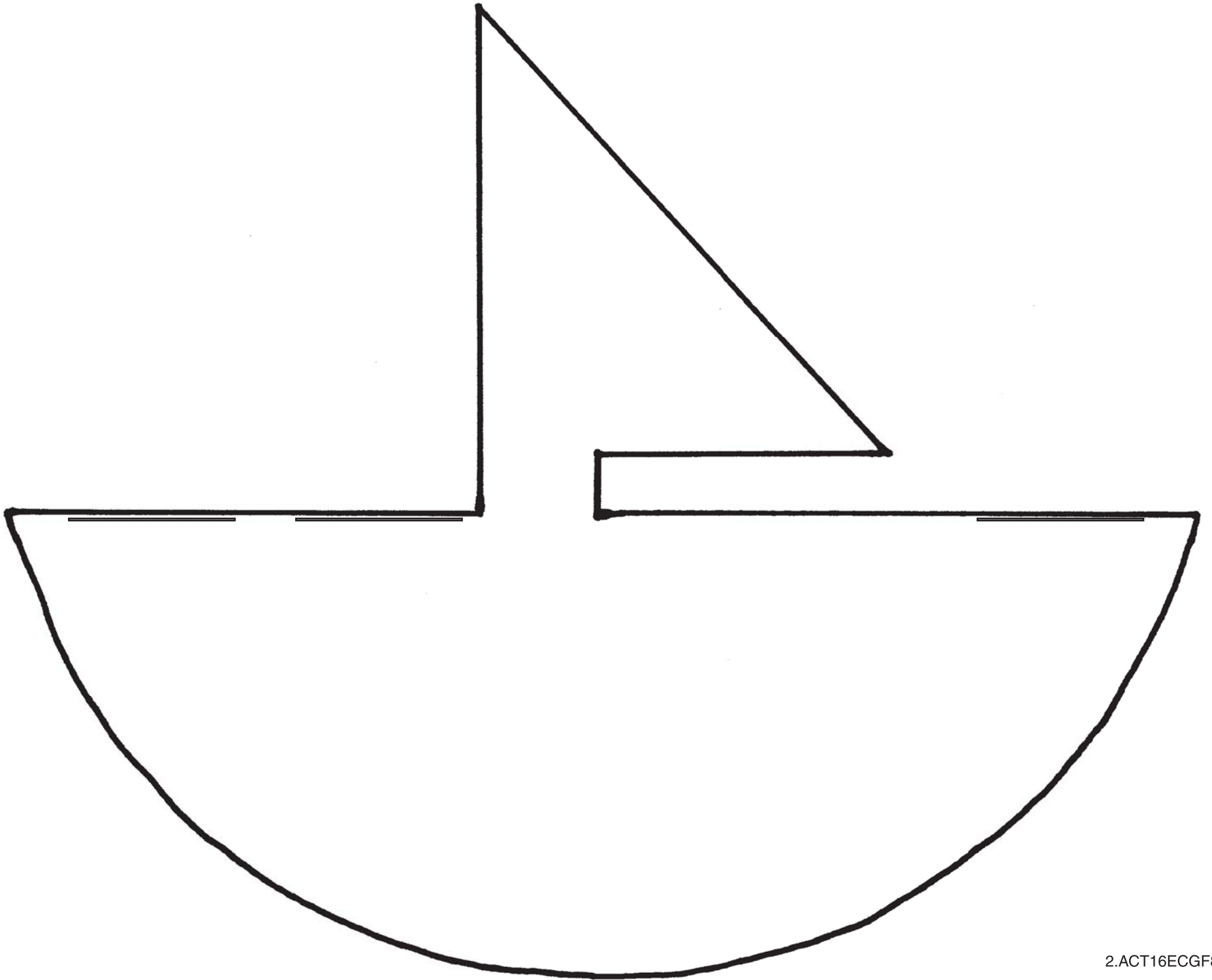
Do not be afraid; keep on speaking, do not be silent.
Acts 18:9







Do not be afraid; keep on speaking, do not be silent.
Acts 18:9

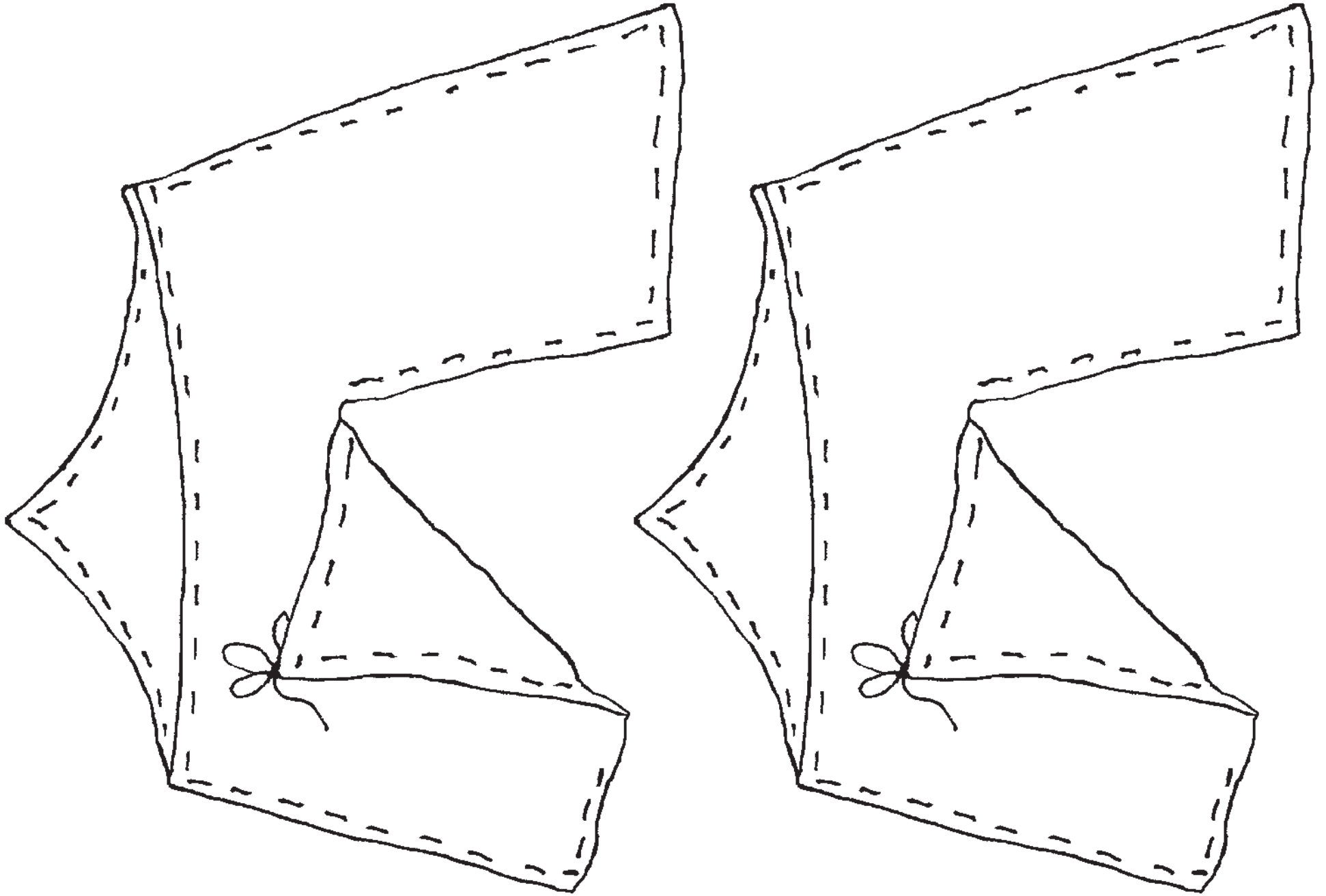
Do not be afraid; keep on speaking, do not be silent.
Acts 18:9

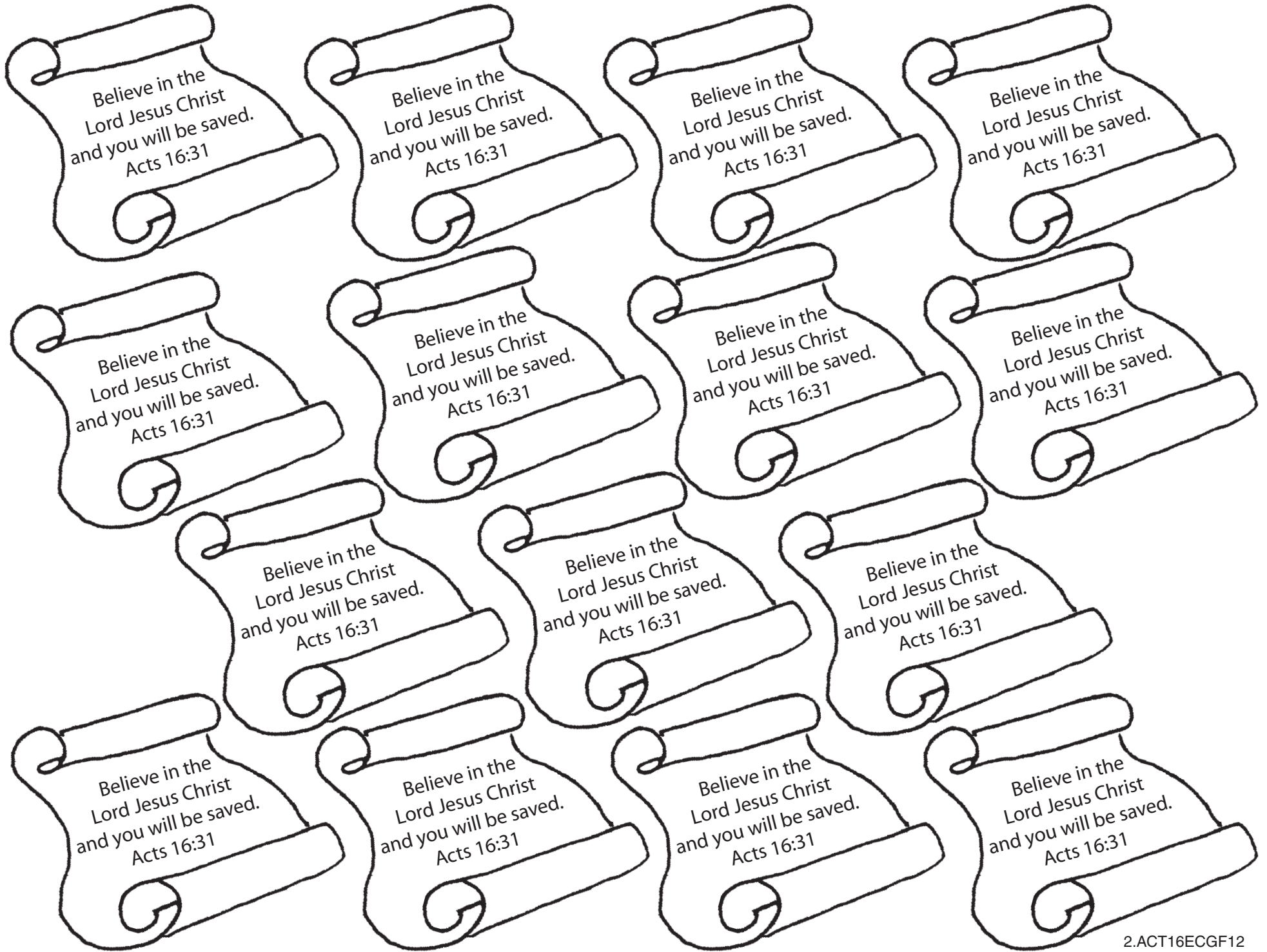
Do not be afraid; keep on speaking, do not be silent.
Acts 18:9







Do not be afraid; keep on speaking, do not be silent.
Acts 18:9





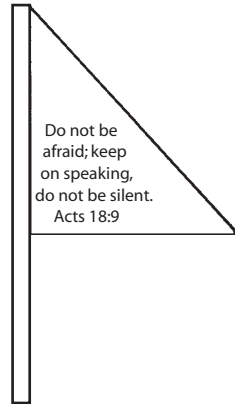






June 26, 2005

Acts Chapter 18:1-22--The Gospel Reaches Corinth



This is what I learned today!

Paul met Aquila and Priscilla in Corinth and worked with them making tents to sell. Paul went to the Jewish synagogue and taught the Jews about Jesus being the Christ. The synagogue ruler, Crispus, and his whole family, as well as some Gentile neighbors, believed in Jesus. Since many of the Jews did not want to hear about Jesus, Paul felt weak and discouraged. One night God talked to Paul in a vision, telling him to keep on preaching boldly. Angry men took Paul to the Roman court saying he was teaching about God in the wrong way. The Roman governor didn't want to listen to their complaints. It was God's way of protecting Paul. Paul was able to stay in Corinth a year and a half. When it was time to leave Corinth, he took his friends Priscilla and Aquila with him. They sailed to a new place to teach about Jesus.

Acts Memory Verse

Do not be afraid; keep on speaking,
do not be silent. Acts 18:9


Sew like Paul



Pretend to sew like Paul and Aquila. Use yarn, thread, or string. If you have lace-up cards and shoelaces, show your young child how to sew with them. Otherwise, you can improvise by punching holes in cardboard or cloth. Wrap the end of yarn or string with masking tape so that the children can lace it through the holes. Talk about Paul, Aquila, and Priscilla sewing tents when they weren't preaching about Jesus. Sing the Acts 18:9 Memory Verse Song as the children sew their "tent."

Acts 18:9 Memory Verse Song
(tune: "Row, Row, Row Your Boat")

"Do not be afraid;
Keep on spe-aking,
Do not be silent."
Acts eighteen, verse nine.



The Lord spoke to Paul in a vision and told him to keep preaching the Gospel in Corinth.