

ACTS CHAPTER 17

The Gospel Reaches the Heart of Greek Culture



15

2-Year-Olds - Kindergarten
June 19, 2005
2.ACT15EC

SHOOK

MEMORY
VERSE

The God who
made the
world...does
not live in
temples built
with hands.

Acts 17:24
NIV

Teacher Tip. When several teachers work together, careful, advance planning and preparation of materials is necessary. Each person working in the classroom should know the purpose and plan of the session as a whole and should also feel a definite responsibility for certain activities or materials to be used in the session. No teacher can do her best work if she feels that she is merely helping the leading teacher as needed at the moment, or if she carries on her work with no knowledge of what else is happening. If there are a number of workers, they may supervise the use of different kinds of materials and may be responsible for the parts of the room in which these materials are used. In that case, each teacher will make a special study of the uses of one type of material. If there are only two adult workers, each one may guide several kinds of activities during the Hook time, passing from one group of children to another, watching for children or situations where aid or guidance is needed.

Sandal Making. Designate a volunteer or two to help the children do this activity at the beginning of class. As each child comes in, trace their feet (with shoes on) onto card stock paper or cardboard. Put the child's name on the traced feet. Cut out the feet and cut 1" slits on each side of the foot right below the toes. String a 1" wide, 12"-15" piece of fabric through the slits so that it can be tied around the child's foot. Now the sandals are ready for the children to wear later in the morning.

Building Cities. Place the city names of Thessalonica, Berea, and Athens on the wall at different places in the room. Provide a large sheet of butcher paper for the children to color and draw items for that city (houses, trees, people, animals) and then post the paper on the wall under the city name. These city names can be used for different activities in the Look section. "In today's Bible Adventure, we will hear that Paul, Silas, and Timothy continued on their second missionary journey. They traveled to the cities of Thessalonica, Berea, and Athens." Have the children say the city names while they work on "beautifying" that area of the room.

Play Dough. Show the children how to form parts of the body for sharing the Good News. They can make feet for walking like Paul and Silas, a mouth for teaching Scripture, ears for hearing about Jesus, and hearts for receiving Jesus. Have a child make a body part and the table leader can guess what he made. We can use all of the parts of our bodies when we want to learn about Jesus and share what we know with others like Paul did.

Marble Paint (2.ACT15ECGF7). Provide a GF7 picture for each child at this activity and place the page in a box or pan that is the same size. Provide muffin cups of different colored tempera paints. Using a spoon, drop a marble in the paint and then onto the paper. Pick up the box and roll the marble, trying to roll the marble inside the lines of the number "2." You can experiment with different small, rolling objects, like spools, nuts, and bolts to create designs on the paper. Talk about Paul and Silas' second missionary journey and where they went.

Paul and Silas in Jail Review (Last week's 2.ACT14ECGF5). "Last week we learned that Paul and Silas were not afraid to speak the truth about Jesus. Some people got mad at them and put them in jail. Paul and Silas continued to praise God in jail by singing and praying so that the other prisoners could hear them. Do you remember how Paul and Silas got out of jail? (Earthquake and the chains fell off.) Who came to the jail and wanted to know how to be saved? (Jailer.) How did the jailer help Paul and Silas? (He gave them food to eat and cleaned their wounds.)" Have the children color the picture as you ask the questions. Cut out around the top of the four feet. Attach a paper fastener to one end of the stocks through an appropriately shaped piece of brown construction paper that represents the top board. The "board" will swing open and closed, sliding under the two men's feet.

Map Reading. Provide old road maps and mark two cities with a marking pen. Ask a child to follow the road with his marking pen, starting at one city and stopping at another. A second child can use the same map with different cities and a different color of pen. "In today's Bible Adventure, we will hear that Paul and Silas traveled from Philippi where they had been put in jail to cities named Thessalonica, Berea, and Athens. They ran into trouble in these new cities, so listen carefully to how they got out of town. There was not an earthquake to help them get out of jail."

Building Idols. Provide packing foam pieces and toothpicks. Ask the children to construct a pretend idol. It can be any design they wish but save as many as you can so the table is full of "idols" like the ones people had in the city of Athens. These may then be moved to the area of the room that has been set up to represent Athens. "In today's Bible Adventure, we will hear that Paul walked to Athens where he saw the city was full of idols. An idol is anything that we can build with our hands and that we might like more than God. The people of Athens liked to worship things that men made. Paul taught people about the only true God who made the whole world. Some of the people believed in Jesus and came to be in God's church family."

God Created Everything. Provide a colored sheet of paper and nature pictures from magazines or catalogs. Have the child find pictures the same color as the sheet of paper he chose. Have him glue his choices to the paper and help him write, "God created everything" on the page. Post these pictures somewhere the children may see them to enjoy the colorful world in which we live. "In today's Bible Adventure, we will hear that Paul told the people in the city of Athens that the one true God created everything—the sun, the moon, and the stars—and people, too. God wanted people to repent and turn from their sins. He sent His Son, Jesus, to forgive people's sins. If people believe in the Lord Jesus, then they will be saved."

Presentation Ideas

Pictures 2.ACT15ECGF1 - 2.ACT15ECGF6. Color the pictures and glue them onto colored construction paper. Show these pictures as you tell the Bible Adventure. Save the pictures for review in the next lessons.

Dress Up. Wear sandals today and use a stick or cane because Paul will be doing a lot of walking as he goes from town to town in Greece. Wear a large number “2” on your shirt or hat because this was Paul’s second missionary journey.

Paper Scroll. Roll up a piece of paper to use as a scroll. When you talk about Paul preaching in the synagogue, open your scroll and point to it. Say, “See right here? It talks about Jesus right here in the Old Testament Scriptures.”

Crowd Hecklers. Say the “Get Out of Town” chant throughout the Bible Adventure.

Get out of town! Get out of town!
Get out of town and don’t come back!

Missionary Action Song (tune: “This Old Man”).

God gave me feet to walk.	<i>(Walk in place.)</i>
God gave me a mouth to talk.	<i>(Point to mouth.)</i>
Go-od gave me words that I have learned to say,	<i>(Hands like megaphone.)</i>
“Believe in Jesus; you’ll be saved.”	<i>(Point to each other.)</i>

Bible Adventure for 2s & 3s

(Wear the number “2” on your shirt or hat and hold up two fingers.) I am wearing a number two on my hat because in the book of Acts we will learn about Paul’s second missionary journey. *(Place a small 2ACT14ECGF5 picture from last week’s lesson on the wall map at Philippi.)*

(Show the 2.ACT15ECGF1 picture.) Paul, Silas, and Timothy left Philippi and walked to a town called Thessalonica. *(Move the picture on your map from Philippi to Thessalonica.)* Paul and Silas went into the Jewish synagogue in Thessalonica. Paul opened his Old Testament scroll and said, “Jesus is the Christ for whom we have been waiting. *(Point to the Old Testament scroll.)* Jesus suffered and died and then came back to life. Believe in the Lord Jesus and you will be saved.”

Some of the people in Thessalonica believed in Jesus and joined with Paul and Silas. Other men became jealous. They didn’t want anyone believing in Jesus. The jealous men talked to some troublemakers who were hanging out downtown and said to them, “Tell lies about Paul and Silas so that the town officials will make them leave.”

(Show the 2.ACT15ECGF2 picture.) So the troublemakers told lies. A big fight broke out in the town of Thessalonica. Angry people ran to Jason’s house to find Paul and Silas. They knocked on the door and yelled, “We want Paul and Silas!” When Jason told the men that Paul and Silas were not there, the men dragged Jason out of his home and down to the town officials.

(Show the 2.ACT15ECGF3 picture.) The troublemakers said, “Paul and Silas are bad men. They are staying at this man, Jason’s, house.”

The town officials had to stop the people’s fighting. They decided to go find Paul and Silas and make them get out of town. *(Lower your voice to a whisper.)*

When it was dark that night, Paul, Silas, and Timothy left the town of Thessalonica. They walked to a town called Berea.

(Show the 2.ACT15ECGF4 picture.) In Berea, Paul and Silas went to the synagogue and again opened the Old Testament scroll. Paul said, "Jesus is the Christ for whom we have been waiting. Believe in the Lord Jesus and you will be saved."

The Bereans studied the Scriptures every day to see if what Paul said was true. Many believed in the Lord Jesus and were saved. But troublemakers from Thessalonica came to Berea and again stirred up trouble against Paul. *(Lower your voice to a whisper.)* The people who loved Jesus in Berea took Paul away at night, and he traveled to a town called Athens.

(Show the 2.ACT15ECGF5 picture.) Paul walked down the streets of Athens and saw idols everywhere he went. Paul was sad when he saw that the people of Athens were worshiping idols instead of the true God. He had to tell them about Jesus. Paul was not afraid.

(Show the 2.ACT15ECGF6 picture.) Paul stood up in the middle of town and said, "I see that you people have built many altars and worship many different idols. I also noticed that you have built one altar that says, 'To the Unknown God.' I can tell you about this God whom you don't know.

"The true God created everything—the sun, the moon, and the stars—and people, too. He has sent His Son, Jesus, to forgive our sins. Believe in the Lord Jesus and you will be saved."

Some people knew that Paul's words were true and said, "We believe in the Lord Jesus. We want to be saved." These believers became part of the church family in Athens.

Paul wasn't afraid when men told him to get out of town. Paul kept right on talking about Jesus because he knew that Jesus was alive. Paul had the Holy Spirit to make him bold and brave.

Prayer. Dear God, thank You for Paul who was not afraid to tell about Jesus in the cities of Thessalonica, Berea, and Athens. Help me to love You like Paul did. In Jesus' name, Amen.

Aim Questions for 2s & 3s

- 1. Who did Paul preach about in Thessalonica so that people might be saved?** (Jesus.)
- 2. What did the troublemakers cause Paul and Silas to do?** (Leave town.)
- 3. What did the people in the city of Athens worship?** (Idols.)
- 4. About whom did Paul teach the people of Athens?** (The true God, Jesus.)

Bible Adventure for 4s & 5s

(Wear the number "2" on your shirt or hat and hold up two fingers.) I am wearing a number two on my hat because in the book of Acts we are going to learn about Paul's second missionary journey. *(Ask the children to hold up two of their fingers. Then have them turn their two fingers downward and make them "walk.")* Paul, Silas, and Timothy walked west to the Mediterranean Sea and then sailed across the sea to the town of Philippi. *(Place a small 2ACT14ECGF5 picture from last week's lesson on the wall map at Philippi.)*

(Show the 2.ACT15ECGF1 picture.) Paul and his friends walked to a town called Thessalonica. *(Have the children say "Thessalonica" slowly several times. Have them whisper it, clap it, and shout it.)*

In Thessalonica, Paul and Silas went to the Jewish synagogue. Paul opened his Old Testament scroll and said, "Jesus is the Christ for whom we have been

waiting. See, it says right here in our Scriptures that the Christ had to suffer. *(Point to the Old Testament scroll.)* Jesus suffered and died and then came back to life. Believe in the Lord Jesus and you will be saved.”

Some of the Jews and Gentiles in Thessalonica believed in Jesus and joined with Paul and Silas. Others became jealous. They didn’t want anyone believing in Jesus.

(Show the 2.ACT15ECGF2 picture.) The jealous men talked to some troublemakers who were hanging out downtown and said to them, “Tell lies about Paul and Silas so that the town officials will make them leave our town.”

So the troublemakers told lies. They said, “Paul and Silas are bad men. They are telling us not to obey the law. They are causing trouble.”

The Gentiles of Thessalonica became upset with Paul and Silas. Men started pushing and shoving and yelling at each other. A big fight broke out in the town of Thessalonica. Angry people ran to Jason’s house to find Paul and Silas. They knocked on the door and yelled, “We want Paul and Silas!”

When Jason told the men that Paul and Silas were not there, the men dragged Jason out of his home and down to the town officials.

(Show the 2.ACT15ECGF3 picture.) The troublemakers said, “Paul and Silas are bad men. They are staying at this man, Jason’s, house. They are causing trouble in our town. Make Paul and Silas get out of town!”

Finally, the town officials had to stop the people’s fighting. They decided to find Paul and Silas and make them get out of town.

(Lower your voice to a whisper.) When it was dark that night, Paul, Silas, and Timothy left the town of Thessalonica. They walked to a town called Berea. *(Say “Berea” several times.)*

(Show the 2.ACT15ECGF4 picture.) In Berea, Paul and Silas went to the synagogue and opened the Old Testament scroll. Paul said, “Jesus is the Christ for whom we have been waiting. See, it says right here in our Scriptures that the Christ had to suffer. Jesus suffered and died and then came back to life. Believe in the Lord Jesus and you will be saved.”

The Bereans studied the Scriptures every day to see if what Paul said was true. Many believed in the Lord Jesus and were saved.

When the Thessalonian Jews heard that Paul was preaching in Berea, they went over and stirred up trouble against Paul. The troublemakers said to Paul, “Get out of town!”

(Lower your voice to a whisper.) The people who loved Jesus in Berea took Paul away at night to a town called Athens. *(Say “Athens” several times.)*

(Show the 2.ACT15ECGF5 picture.) Paul walked down the streets of Athens and saw idols everywhere he went. There was an idol for people who worshiped the sun. There was an idol for people who worshiped the moon. There was an idol for people who worshiped Zeus (choose any god). Athens was full of idols.

Paul was sad when he saw that the people of Athens were worshiping idols instead of the true God. He had to tell them about Jesus. Paul was not afraid.

(Show the 2.ACT15ECGF6 picture.) Paul stood up in the middle of town and said, “I see that you people have built many altars and worship many different idols. I also noticed that you have one altar that says, ‘To the Unknown God.’ I can tell you about this God whom you don’t know.

“The true God created everything—the sun, the moon, and the stars—and people, too. He has sent His Son, Jesus, to forgive our sins. Believe in the Lord Jesus and you will be saved.”

When Paul told the Gentiles of Athens that the Lord Jesus had come back to life, some of them sneered and said, “We don’t believe you. Get out of town!”

Other people knew that Paul's words were true and said, "We believe in the Lord Jesus. We want to be saved." These believers became part of the church family in Athens.

Paul wasn't afraid when men said, "Get out of town! Stop talking about Jesus!" Paul kept right on talking about Jesus because he knew that Jesus was alive. Paul had the Holy Spirit to make him bold and brave. I want to be like Paul, don't you?

Prayer. Dear God, thank You for Jesus who has saved me from my sins. Thank You for Paul who was not afraid to tell about Jesus in Thessalonica, Berea, and Athens. Help me love You like Paul and Silas. In Jesus' name, Amen.

Aim Questions for 4s & 5s

- 1. What happened in the town of Thessalonica when Paul taught about Jesus in the synagogue?** (Some people believed in Jesus, but some were angry and told Paul to get out of town.)
 - 2. What did the people in Berea do when Paul taught from the Old Testament Scriptures?** (They studied the Scriptures every day to see if what Paul was saying about Jesus was true.)
 - 3. In the city of Athens, what did Paul see that made him sad as he walked along the streets?** (Idols everywhere.)
 - 4. What did Paul tell the people of Athens about their idols?** ("Don't worship idols. Worship the true God who sent His Son, Jesus, to save you from your sins.")
-

 **LOOK**

Aim Questions. Have the city names of Thessalonica, Berea, and Athens posted on the walls at different places in the room with the Aim Questions on individual cards under them. The child will be asked to visit each city looking for the next numbered question to be read by the teacher.

Snack Idea. Place trail mix for each child in paper lunch sacks (being careful to account for any food allergies in your class). Also provide drinks and/or cups. Take the children outside to eat on a large blanket. Talk about traveling with your family, where you go, and what you do. Ask them if they have ever eaten at a rest stop alongside the road or at a city park. Talk about Paul, Silas, and Timothy, where they went, and what they did.

Bereans Studied Scriptures (2.ACT15ECGF4 and 2.ACT15ECGF9). Give each child a GF4 picture and two GF9 Old Testament Scripture scrolls. Talk about how the Berean people looked in the Scriptures to see if what Paul was telling them about Jesus was true. Let the children glue the GF9 scrolls to the matched shapes on the GF4 page. Sing last week's Acts 16:31 Memory Verse Song as the children work. Show the children where that verse is located in your Bible. Tell the children how much you love God's Word and want to read it every day, just like the Bereans.

Three Cities in Greece (2.ACT15ECGF9 and 2.ACT15ECGF10). Give each child a GF10 picture that shows the reactions of the people in the three cities where Paul and Silas preached the gospel. Talk about what is happening in each picture as the children color. Give the children GF9 signs with the names of the three cities on them. These can be glued by the corresponding pictures or attached with brad paper fasteners. Give the children happy faces to glue on the people in the pictures who look like they want to know about Jesus. The Berean people did the right thing when they first heard the gospel of Jesus. They looked in the Bible to see if the things Paul was saying were true. We can look in our Bibles to find out the truth, just like the Bereans. Glue one or two GF9 memory verses in the blank spaces on the page. Review last week's and this week's verses.

True God, Not Idols (2.ACT15ECGF11 and 2.ACT15ECGF12). Give each child a GF11 picture to color. Talk about how sad Paul felt because the people of Athens didn't know who the true God was. Show the picture in which Paul told the people about Jesus. Let the children glue a GF12 picture of Jesus over the idol to the unknown God and a GF12 memory verse elsewhere on the page. Now the people knew about the true God who sent His Son, Jesus. Say or sing the memory verse as you work.

Missionary Journey Obstacle Course. Take the children on a missionary "obstacle course" while singing the "Missionary Journey" song. The obstacle course can be as simple as having the children follow-the-leader in different motions (skipping, crawling, shuffling, running) or you can make it more complicated by adding chairs to weave around, tables to crawl under, and ropes to jump over. Point out to the children that Paul and his companions faced many difficult obstacles as they went to share the Word, but they didn't give up. We, too, want to continue to tell people about Jesus even when it's difficult or people don't want to hear.

Wearing Walking Sandals. Designate three areas of your room to be the three cities Paul visited—Thessalonica, Berea, and Athens. Use only Berea and Athens for the two- and three-year-olds. Have the children put on their sandals and go walking from town to town, just like Paul, Silas, and Timothy did. Give specific requirements for traveling to the different cities such as, "If you are wearing white, walk to Berea; or, if you have a family dog, walk to Athens." You may also review the Bible Adventure as you go, using the Aim Questions.

Walking Sticks. Line the children up and lead them outside. As you walk, chant "Walk, walk, walk to the west, west, west." Go to an area on the church grounds and look for "walking sticks." (Any size stick will work; twigs are even fine. The children won't care. You will probably have to put some sticks there before class.) When all the children have found a "walking stick," show them how to use their sticks and then lead them back inside chanting, "Walk, walk, walk, to the west, west, west." (Teachers will need to supervise the children carefully while they have sticks.) Once inside, gather the children around and talk about today's Bible Adventure and the fact that Paul walked on his second missionary journey, even during the night.

Relay Tissue Throw. Divide the children into three equal teams. Ask each team to stand in their designated area of the room (Thessalonica, Berea, and Athens). Give each team a facial tissue. Show the children which direction around the room they will be moving. When you say, "Go," the first child on each team throws the tissue as far as he can towards the next city. He then hops to pick it up, throws it again, and hops again until he reaches that city. The first child in the new city takes the tissue and does the same procedure to get it to the third city. Continue with the same actions until everyone has had a turn. The biggest challenge will be to have the children wait in order so the next rightful person will get the tissue to take it to the next city. Three tissues will be moving at the same time, and some may catch up with and pass the others.

Picture Point Story Review. Pin the Bible Adventure pictures to the wall. Gather the children around and tell something about the story. Ask a child to come up and point to the picture that shows the action you described. Be sure to tell the facts in the order that they occurred. Let all the children have a turn.

Pin Paul on the City (2.ACT15ECGF7). Hang butcher paper on a classroom wall and draw three simple villages on the paper similar to the villages on the GF7 page. Paul went three places in the Bible Adventure today. He was in Thessalonica, Berea and Athens. Blindfold a child and ask him to pin Paul (cut from a GF6 page) on one of the three places. When you take the blindfold off, ask him to tell you what Paul told the people there. Recite the memory verse together. Older children could pin a mob on Thessalonica, a Bible on Berea, and altars on Athens.

Memory Verse Review. "Last week we learned a memory verse song. Raise your hand if you remember the song. Great! Let's practice singing our song. Today we're going to add some motions to the song to help us remember the words." Sing the "Acts 16:31" memory verse song, adding the following motions, or some others which you'd like to use.

1. **Acts 16:31 (tune: "Blow the Man Down").** Use this new tune with younger children, if desired.

Believe in Lord Jesus, (Point up and stomp foot.)

And you will be saved. (Point to other people around you.)

Acts 16:31 (Sway side-to-side.)

2. **Acts 16:31 Memory Verse Song (tune: "Rejoice in the Lord Always").**

Believe in the Lo-ord Je-esus, and yo-ou will be saved.

Believe in the Lo-ord Je-esus, and yo-ou will be saved.

Acts sixteen, thirty-one. "And yo-ou will be saved."

Acts sixteen, thirty-one. "And yo-ou will be saved."

Traveling with Paul, Silas, and Timothy. Choose children to be Paul, Silas, and Timothy. Line up the other children behind each leader. The selected leader gets to decide how the group will travel. Choose another leader to decide how they travel the next time. Continue until all the children have had a turn at being the leader. They might take big steps, small steps, jump, skip, run, or walk sideways. This activity would be best outside or in a large, open play area. Talk about why Paul, Silas, and Timothy were traveling and what they told the people everywhere they went. Say the memory verse.

Color Jump Review. Glue each story picture onto a different colored piece of construction paper. Place the pictures on large rugs, in large circles, or on the wall so that the whole class can gather around the one picture. Sing the following song to the tune of "Old MacDonald." When the children jump to the color you specify, discuss the picture that is found on that color. Continue until you have reviewed the whole Bible Adventure story. A jump is performed by taking off and landing with both feet.

I see something that is (color).
Do you see it too?
I see something that is (same color).
Jump there if you do!
With a jump, jump here,
And a jump, jump there.
Hurry up! Jump it up!
Jump as fast as you dare.
I see something that is (color).
Do you see it too?

Songs.

Acts 17:24 Memory Verse Song (tune: "The B-I-B-L-E").

The God who made the world...
Does not live in temples
Built by hands. A-acts seventeen,
And verse twenty-four.

Missionary Journey (tune: "Baa, Baa, Black Sheep").

Paul, Silas, and Timothy
On their missionary journey
Told about Christ to all who'd hear,
As they walked both far and near.
Paul, Silas, and Timothy
On their missionary journey.



TOOK _____

Bean Path Activity and Song (2.ACT15ECGF7). Copy the GF7 page on card stock paper and give one to each child. The four- and five-year-old children can glue beans on the large, number two to represent the footprints of Paul, Silas, and Timothy as they walked on their second missionary journey to Thessalonica, Berea, and Athens. (Younger children should be closely supervised when working with small objects such as beans. They can make footprints along the path with rubber stamps.) After they've glued the beans on their pages, have the children trace the bean-path with their fingers as they sing "Missionary Journey" from the Song section.

Memory Verse Review Walk. Write the memory verse on the children's sandals that were made during Hook time. Walk around the classroom pretending it's a neighborhood in Spokane. Ask the children to name their own streets. Each time you come to a different street, repeat the memory verse as though you were talking to the neighbors on that street. If the children can't remember the names of their streets, use any street names you might know.

Punch and Sew (2.ACT15ECGF13). Provide a Styrofoam tray for each child and glue a GF13 heart on each. Place the tray on a pad of newspapers and punch holes in the shape of a GF13 heart or a footprint (see 2.ACT12ECGF8 for a pattern) with a large nail, a golf tee, or a sharpened pencil. Children will need help with this. Wrap masking tape around one end of an 18" piece of colored yarn and use this end to push the yarn through the holes. Sew in and out around the heart or footprint, talking about the people in Thessalonica, Berea and Athens who needed Jesus in their hearts. Tape both ends to the back of the tray. Glue the memory verse on the front.

Travel at Dark Chalk Art. Cover a low table with newspaper. Put each child's name on the back of a piece of black construction paper. Wet the papers and put one in front of each child. Give each child access to some large, brightly colored, nontoxic chalks. Let the children draw on the wet paper using an idea from today's story. When it dries, the chalk may rub off a little. "In today's Bible Adventure, we heard that Paul was forced to leave Thessalonica and Berea because the troublemakers caused the people to fight in those cities. We have black paper because it was dark when Paul and Silas left Thessalonica." (This activity will take some time to dry so it might be better to use it earlier in the lesson.)

Preschool Page for Parents (2.ACT15ECPPP). Send a page home with each child, encouraging parents to reinforce the Bible truths at home. Spend a few minutes before the children go home creatively reviewing the memory verse song.



Paul told the Jews in Thessalonica, "Jesus is the Christ for whom we have been waiting."
Some believed in Jesus, but others were jealous and caused trouble.




Angry men dragged Jason from his house and took him to the town officials.




The angry men of Thessalonica said, "This man, Jason, is with Paul and Silas. They are causing trouble. Make them get out of town."



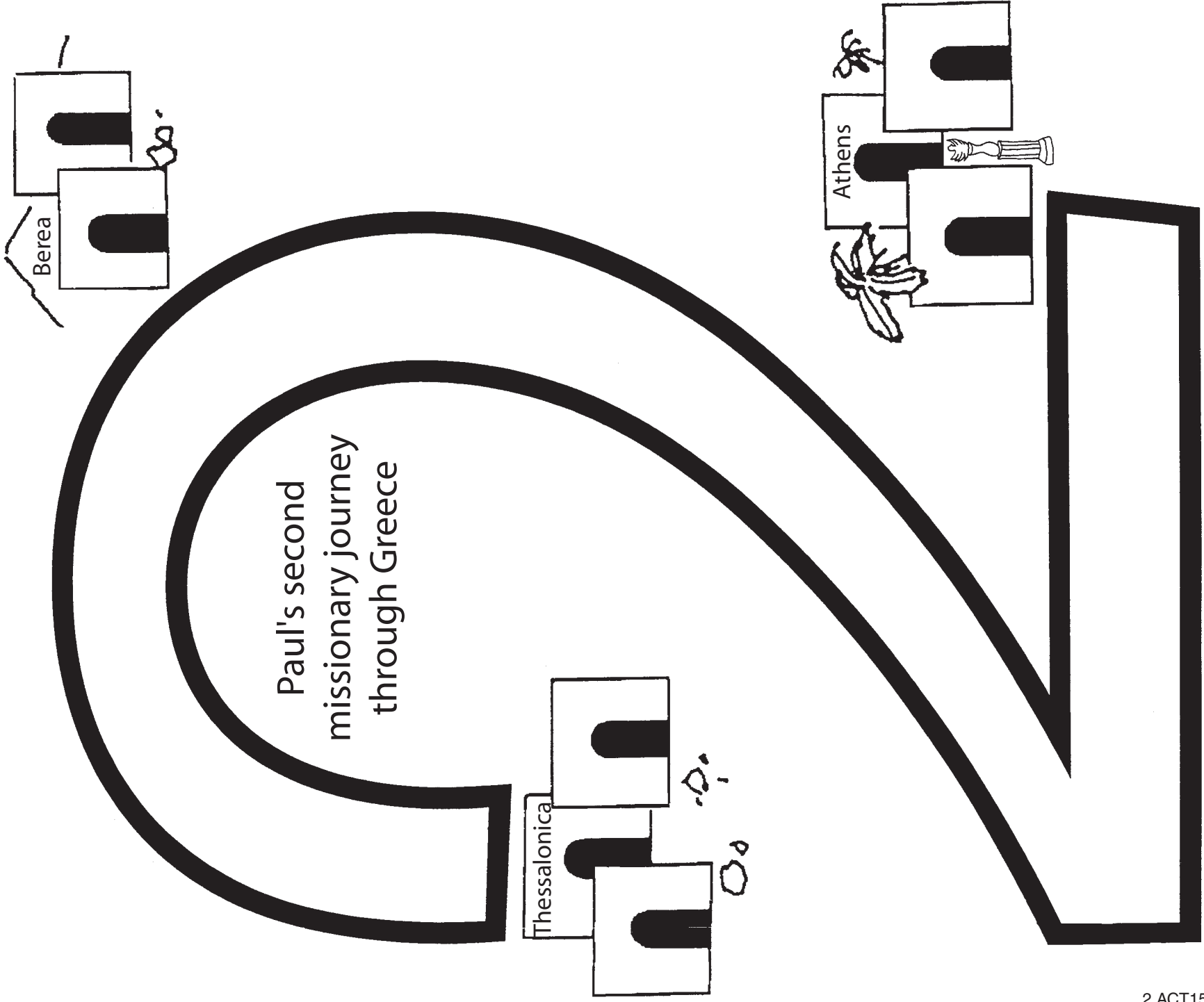
Paul and Silas went to the town of Berea where the people studied the Scriptures to see if what Paul said was true.



Paul was sad to see how the people of Athens were worshipping idols because they didn't know about the true and living God.




Paul told the people of Athens about the true God who made the world and about His Son, Jesus.

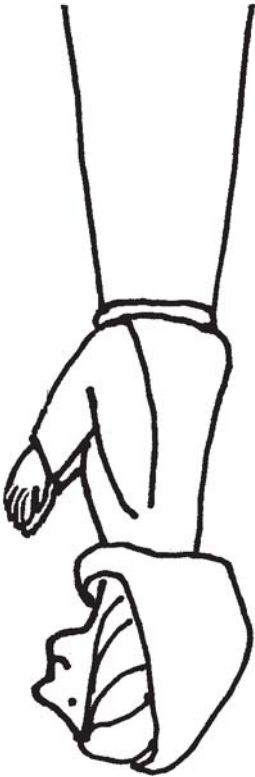




Believe in the Lord Jesus, and you will be saved. Acts 16:31



Believe in the Lord Jesus, and you will be saved. Acts 16:31



Berea

Berea

Berea

Berea

Thessalonica

Thessalonica

Athens


Athens

The God who made
the world does not
live in temples
built by hands.
Acts 17:24


The God who made
the world does not
live in temples
built by hands.
Acts 17:24


Believe in the
Lord Jesus
Christ, and
you will
be saved.
Acts 16:31

Believe in the
Lord Jesus
Christ, and
you will
be saved.
Acts 16:31

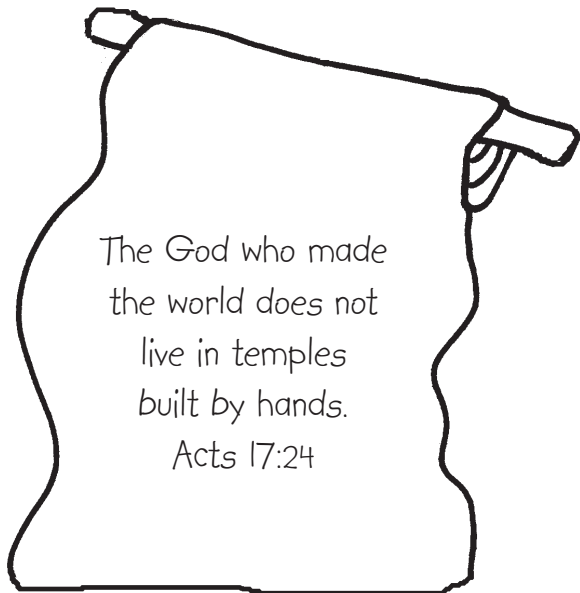
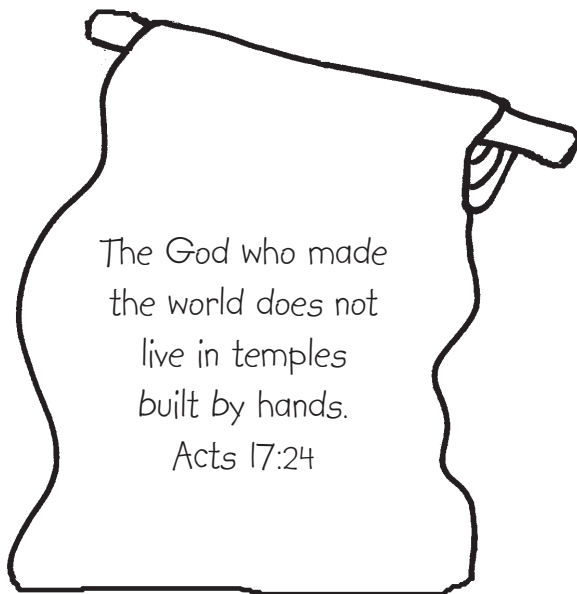
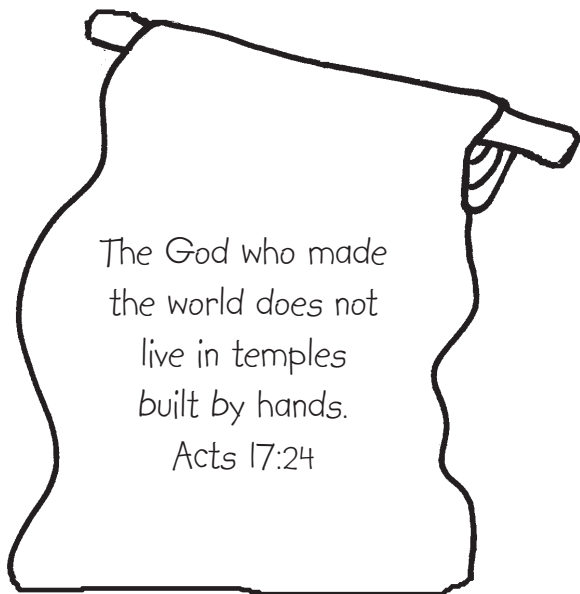



Paul and Silas preached about Jesus in Thessalonica, Berea, and Athens.
Put happy faces on the people who wanted to hear about Jesus and believe in Him.



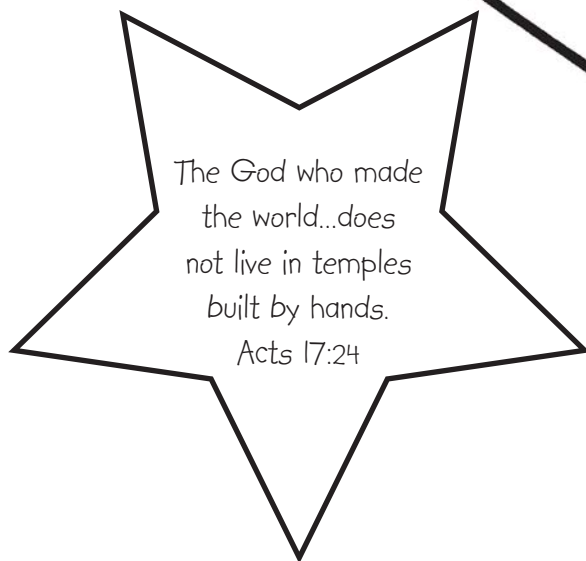
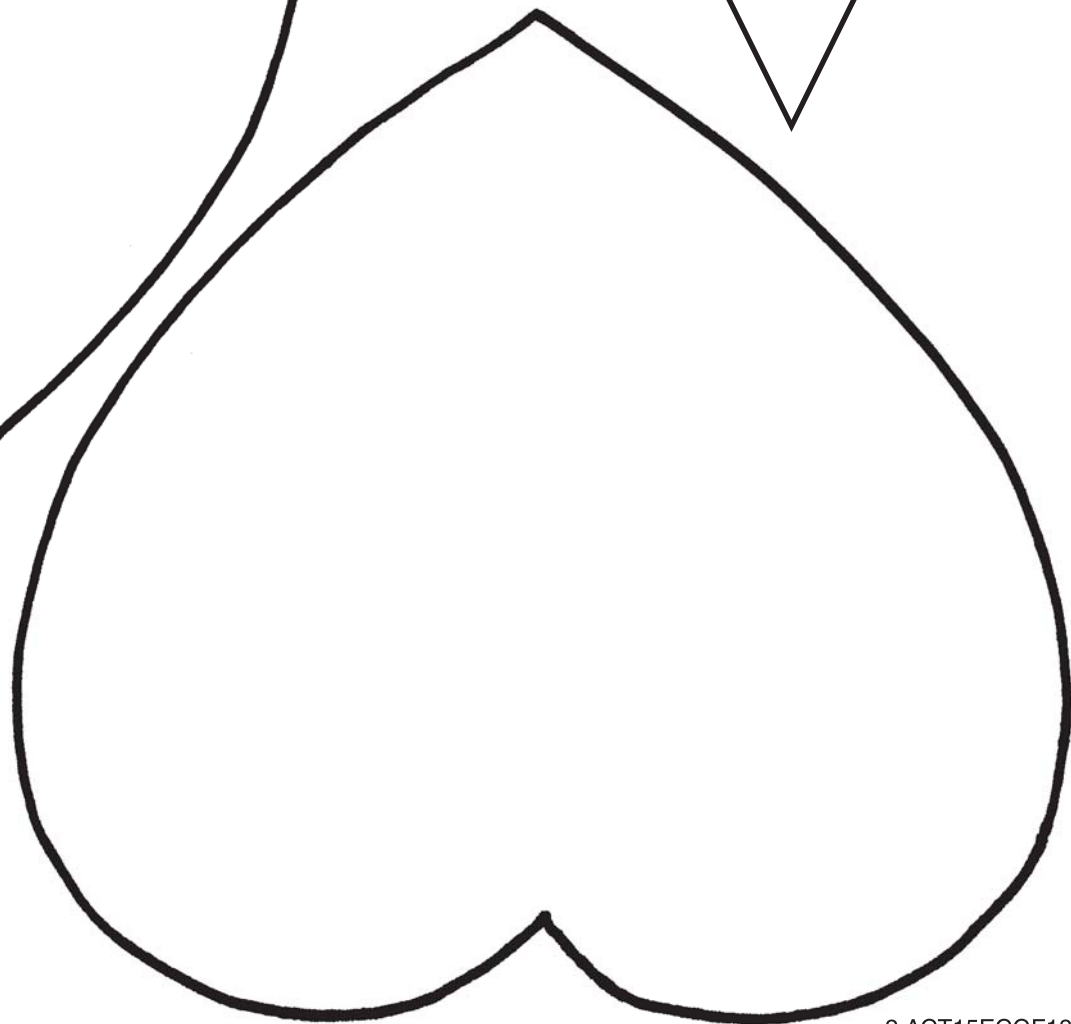


Paul was sad to see how the people of Athens were worshipping idols. He told them about the living God and His Son, Jesus.





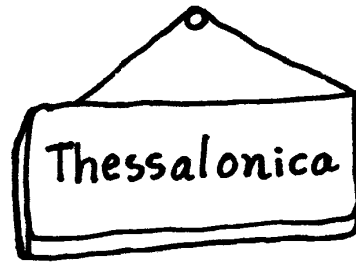
The God who made
the world...does
not live in temples
built by hands.
Acts 17:24



The God who made
the world...does
not live in temples
built by hands.
Acts 17:24

June 19, 2005

Acts Chapters 17--The Gospel Reaches the Heart of Greek Culture



This is what I learned today!

On Paul's second missionary journey, Paul, Silas, and Timothy left Philippi and walked to Thessalonica. Paul went to the synagogue and taught that Jesus was the promised Christ. Some Jews were jealous and stirred up a fight. Troublemakers went to Jason's house and brought him before the city officials saying he was hiding Paul and Silas. As soon as it was night, Paul and Silas were sent away to Berea. The people of Berea listened to Paul in the synagogue and studied their Scriptures to see if what Paul said was true. The troublemakers found Paul again and stirred up the crowds in Berea. Paul left town and traveled to Athens. It made Paul sad to see that Athens was full of idols. When he saw an idol that said, "To the unknown god," Paul told people about the God who created the world, and that His name was Jesus. Some people of Athens believed Paul's teaching and became part of Jesus' church family.

Acts Memory Verse

The God who made the world...
does not live in temples built
with hands. Acts 17:24

The Bible is God's Word



Read a Bible story with your young child and sing "The B-I-B-L-E." Do this daily. Tell your child that the Bible is God's Word and that you love it more than any other book. Show your child(ren) that you want to obey what God says in the Bible, like the Bereans wanted to obey. Add a second verse to the song, if desired:

The B-I-B-L-E; yes, that's the book for me.
I stand alone on the Word of God--
The B-I-B-L-E.

The B-I-B-L-E; yes, that's the book for me.
Bereans read what the Scriptures said--
The B-I-B-L-E.

Acts 17:24 Memory Verse Song
(tune: "The B-I-B-L-E")

The God who made the world...
Does not live in temples
Built by hands. A-acts seventeen,
And verse twenty-four.



Paul and Silas preached about Jesus in Thessalonica, Berea, and Athens.

