

# ACTS CHAPTER 15:1-35

## Salvation by Grace through Faith in Christ Alone



# 13

June 5, 2005  
2.ACT13

### Lesson Goal

To make clear to the students what salvation by grace through faith means.

### Lesson Objectives

Students will be able to:

- Explain the unfair requirements placed on the Antioch believers by some of the Jerusalem leaders.
- Explain what Paul and Barnabas did to solve the disagreement.
- Explain what actions the Jerusalem church took to correct the problem and encourage the Antioch believers.
- Explain why no one can earn God's gift of salvation.

### Memory Verse

Acts 15:11 ~ *"We believe it is through the grace of our Lord Jesus that we are saved, just as they are."*

### Application

- Praise God that we are saved by grace and not by works.
- Being saved by grace does not give you the license to sin.
- Pray for your church leaders.
- Don't impose your preferences on others.
- Don't cause your weaker brother to stumble.



# ACTS CHAPTERS 15:1-35

## Salvation by Grace through Faith in Christ Alone



# 13

1st–3rd Grade  
June 5, 2005  
2.ACT13EL

### SHOOK

#### MEMORY VERSE



“We believe it is through the grace of our Lord Jesus that we are saved, just as they are.”

Acts 15:11



**Bad Habits (Discussion).** Ask the students the following question. Suppose a person who has heard the Gospel has a bad habit (like smoking). Do they have to overcome the habit before they can be saved and begin to have a relationship with Jesus Christ? Probe the students’ responses to find the meaning behind them. Make them wonder about what they are saying and see if they truly believe the things they are saying. Tell the students that in today’s Bible adventure they are going to learn about some people who thought that others should be and act just like them so they could be saved, and couldn’t see how God could save anyone that didn’t act just right.

**Life-Size (Activity).** Have the students divide up into groups. Give each group a length of butcher paper, and have them trace around the whole body of a student, so it is life-size. Have the students then put in details as to what they think a really bad kid would look like. (Don’t let the students go too far.) Can a person who looks like this be saved? Do we need to become a Jew to be saved?

**Same or Different? (Activity/Discussion).** This discussion could be used for a HOOK or a TOOK. Have four different groups of four items that are exactly alike such as large buttons, baby food lids, coasters, clothespins, etc. Make one distinguishing, yet hard to spot, mark on each item of each set. Line them up on a table in groups, and ask the students to closely examine each item without touching, for any differences. Discuss how people are much the same way. Certain friends may tend to dress alike or act alike. Many times people make certain judgments about other people because of the way they may look, putting them into a group, thinking that they are all alike. We need to remember that God views each of us with our own distinguishing marks. As believers, it is the work of His Holy Spirit within us that sets us apart from the rest of the pack. Use Galatians 5:22 as an example of what the Holy Spirit does within the heart and life of a Believer.

Imitating the actions or beliefs of others will not make us a part of the Kingdom group. Our only “look-alike” desires should be to imitate Christ, to become more like Him. In today’s bible adventure we are going to see how some of the Jews wanted the Gentiles to do things that would make them look like Jews before they were saved.

**Looks (*Discussion*).** Ask the students to describe how a Christian looks physically, dresses and how a true Christian acts. Make a list of these on the board. Ask the students, “How are we saved?” Are we saved based on the way we look? Tell them that in today’s Bible lesson they are going to learn about the disagreement in the church at Antioch. There is nothing we can do to earn God’s gift of salvation.

**Man-on-the-Street (*skit*).** One teacher will carry a microphone and pretend to conduct three man-on-the-street interviews. He will ask each person what he thinks he needs to do to get to heaven—to be saved. The three characters he interviews will answer as follows:

1. If your good deeds outweigh your bad deeds you will get to heaven. You need to be a good person and do lots of good things.
  2. You need to give lots of money to charity. It’s a good idea to go to church, too, but if you don’t have time, you can also give money to the church.
  3. You need to try to keep the Ten Commandments. Nobody is perfect, but as long as you don’t kill anyone, or do other really bad things, you’ll be okay.
- Ask the students if they have heard people say things like this. Ask them to tell you how a person really is saved. In Acts Chapter 15, there is some serious discussion about how a person is saved. The leaders of the early church agreed that a person must have faith in Jesus, but some of them thought that wasn’t enough.



---

### *Presentation Ideas*

**Peter Speaking to the Elders and Apostles (*Illustration/Coloring Page*).** Acts 15:13, 2.ACT13EL.GF1.

**Dress-up (*Illustration*).** Have the teacher who is teaching come to class all dressed up. Wear a suit and tie if a male; if a female teacher, dress very nice. Listen to see if the students comment on the way you are dressed today. To introduce today’s Bible Adventure, ask the students if it makes you a better Christian if you dress this way to teach and to go to church. Do the students react to you differently because you are dressed this way? Are we saved because of the way we look? How is it that we are saved?

**A Load Too Heavy (*Object Lesson*).** When Peter spoke to the apostles and elders, he said that requiring the Gentiles to keep the Jewish law was like making them carry a burden that was too heavy for the Jews themselves! (Acts 15:10) Bring a large suitcase. Challenge the students to fill it until you (the teacher) can’t lift it. You may need to go to the library and use some heavy books or maybe go outdoors and use rocks. Now that it is too heavy for you to lift, ask one of your students to move it for you. Does this make sense? That’s what Peter was talking about! The requirements of the law—even just the Ten Commandments—were impossible for God’s people to keep. The Jews could never be saved that way, and neither can anyone else!

**Paul's Journeys, Then & Now (Laminated Wall Map/Overhead).** Review today's Bible Adventure by tracing the steps of the Apostles from Antioch to Jerusalem and back. In which direction did Paul and Barnabas have additional company on their journey? Who were they, and why were they with them?

**This workbook is not available at this time.**

**A.C.T.S. Action Cards (Workbook/Review).** Quiz the students on as many of the Apostles, Cities, Trials, and Signs from Acts chapters 1 - 14 as they can remember. Use the **A.C.T.S.** for today's lesson (see Took) as an introduction to the story or throughout the story as a way to key in on the main points.

### ***Bible Adventure for 1<sup>st</sup>- 3<sup>d</sup> grades***

**Most of us have had the unpleasant experience of being rejected because we didn't fit into the mold or ideal someone else had set up as to what is acceptable or cool.** It could have been that our clothes were not from the right department store or had the wrong brand label in them. It could have been that our parents didn't make enough money to have the latest in entertainment luxuries or buy us the best sporting equipment. It could have been as simple as having the wrong haircut or not looking like the latest TV star. You may also have suffered rejection because of some opinion or belief you hold. Every day, in a number of different ways, the pressure is on to conform, to be like everyone else. **People seem to be allergic, even downright nasty, to anyone different from them.**

People were the same back in Bible times. **Paul and Barnabas, who had returned to their sending church in Antioch, discovered this. Some men arrived from the Jerusalem church and began teaching among the new believers there. They told the Gentile believers that they must become Jews first, before they could be saved. The Gentiles, who had placed their faith only in Jesus to save them, were upset by this message.** They were being told they were not saved because they did not follow Jewish laws. Barnabas and Paul were upset, too, and disagreed strongly with this. They argued that the Gentiles were saved through faith in Jesus alone, not by anything they could do, like following the Jewish rules and laws. **They argued so fiercely that it was decided that someone needed to go to Jerusalem and check with the Apostles and elders there, to see what they believed the truth to be.** Paul and Barnabas, along with some other believers, were appointed to go.

On their way to Jerusalem, they told how so many Gentiles had been saved. All the believers who heard it were very glad. Reaching Jerusalem, they were welcomed by the elders and Apostles and the whole church. Paul and Barnabas reported everything God had done among the Gentiles through them.

There were Pharisees at this meeting who had joined the church and had brought their Jewish laws and traditions with them. Some of them stood up and said the same thing the men at Antioch had said—that the Gentiles must become Jews before they could become believers. This started a big debate among the Apostles and elders. **They had discussed it for a long time when Peter stood up and began to speak.** He reminded them that God had showed him that the Good News about Jesus was to be shared with the Gentiles, too. God had shown He accepted them by giving them the same Holy Spirit He had given to the Apostles. **There was no difference between a Jew and a Gentile who believed, because God had cleansed both their hearts.** Peter also reminded

them that the Jews had been trying to keep the Law for years and had failed—why should they ask the Gentiles to do what they had been unable to do? **There was no way anyone could earn their salvation; it was only by God’s grace that anyone could be saved.**

Paul and Barnabas shared once more the miracles God had done among the Gentiles. Then James, the brother of Jesus, spoke to the Apostles and elders. He recited some verses from the prophet Amos, who foretold that some of those from the Gentile nations would bear God’s name. He then suggested that they write a letter to the church in Antioch. He said they should not make it hard for those Gentiles turning to Christ by making them follow Jewish laws. The letter would ask them to do only three things—to not eat food dedicated to idols, to not eat strangled animals nor blood, and to stay away from sexual sin.

The Apostles and elders, along with the whole Jerusalem church, decided to choose some of their own men and send them to Antioch when Paul and Barnabas went back. They sent Judas and Silas, along with the letter they had written. When they got back to Antioch, Paul and Barnabas gathered the church together and they all listened to the words from the Apostles and elders in Jerusalem. The people were so glad for the encouraging message the letter contained. Judas and Silas were also a great encouragement to them, using their words to strengthen the believers there.

After some time, they were sent back to Jerusalem, but Paul and Barnabas remained in Antioch, teaching and preaching the Word of the Lord.

**Since the Church began, there have been people who have wanted to add rules and regulations on to the Gospel of Jesus Christ, making it possible for men to earn their way to heaven. The Bible is very clear in its teaching that there is NOTHING a person can do to earn salvation.** Peter said it best in Acts 15:11 NIV), “We believe it is through the grace of our Lord Jesus that we are saved, just as they are.” The word “grace” means that our salvation is a gift—there is no way we can earn it. Acting, thinking, or being a certain way won’t cut it. Sometimes, though, we fall into the trap of thinking people have to look or act a certain way for God to love them and want to save them. We Americans might think a person has to live in a decent house, wear clean, modern clothing and speak English well before they are good enough for God to save. It becomes very easy for us to push our personal preferences on to others in ways with which God would not be pleased.

All Christians do not look alike, especially before they enter the Kingdom. All Christians do not think or act alike. **The council in Jerusalem teaches us two things: one, that people do not have to share our customs or preferences to come to Christ; two, we are saved on the basis of faith in Jesus and nothing else.** If you have become a Christian, you have no right to say that others must be like you before they can be followers of Jesus. That is adding to the Gospel, and only keeps people from coming to Christ.

Here’s the exciting news. Before we come to Christ, we may be as different as night and day. After we do, though, we become more like Him every day. Our goals change as we think less and less of ourselves and more and more of Jesus. We’ll find ourselves growing closer and closer to other Christians, even though they may be very different from us, because we share a love for Christ and want

to encourage each other to live all-out for Him. Jesus gives a common bond that's much better than Superglue!!

Let's take the challenge today to not decide whether or not God would want to save other people. His Word tells us He does!! You may be the tool God wants to use to tell them of His love for them. Keep yourself wide open to the possibilities. **Once we learn there are no limits to God's love for every person, we can be a part of what He is doing in this world.**

---

**Aim Questions:**

1. **About what were the people in the church at Antioch disagreeing?** *How to be saved.*
  2. **What did Paul and Barnabas do to solve the disagreement?** *They went to the elder council in Jerusalem.*
  3. **What did Peter and James say at the meeting of the Apostles and Elders in Jerusalem?** *See Acts 15:11—We are saved by the grace of God.*
  4. **What did the Apostles send to the people of Antioch, and what did it mean?** *They sent a letter and two of their own men, silas and Judas. It helped them to know what to focus upon in view of salvation.*
  5. **Tell in your own words what was wrong with the teaching of the Judiazers who came to Antioch?**
  6. **Why is it that there is nothing we can do to earn God's gift of salvation?**
- 



**2PBJ - Peter, Paul, Barnabas and James (Worksheet/Maze).** There was a meeting in Jerusalem of Apostles and elders. A group of Pharisees, that had become Christians, were teaching that the Gentiles needed to become Jews first in order to be saved. How many men spoke up against these Pharisees at the meeting? Have students circle the correct number. Color the pictures and fill in the names of these men. Help their letter of encouragement get to the believers in Antioch by solving the maze, **2.ACT13EL.GF2.**

**Building Blocks of Faith (Memory Verse Exercise).** Each student will need:

**2.ACT13EL.GF3**

scissors

glue

a piece of construction paper

Discuss with students that it is God's grace that saves us and nothing else. We can never build our faith on what we do, only on what God has done.

**A.C.T.S. 15:1-35 (Worksheet).** Who were the two Apostles who had previously gone to Antioch to preach the Gospel to the Gentiles? *Paul and Barnabas* To whom did these two Apostles go and ask for help? *The Jerusalem Council* What city is the chief city of Palestine? *Jerusalem.* The name of this city means, "founded by (God) Shalem." What were the men from Judea insisting that one must do to be saved? *That they must become Jews.* What did the Apostles and elders send with Judas and Silas when they went to Antioch to help Barnabas and Paul? *A letter to encourage the Gentile believers.* **2.ACT13EL.GF4.**

**Council's Letter (Worksheet/Discussion).** Some men came down from Judea to the church in Antioch and were incorrectly teaching the brothers: "Unless you are circumcised, according to the custom taught by Moses, you cannot be saved." Paul and Barnabas went to Jerusalem to talk with the Apostles and elders about this. After discussing the issue, the Apostles, elders and the whole church decided to send Judas and Silas with Barnabas and Paul back to Antioch. They gave them the following letter to take. The letter was damaged by water and some of the words are missing. Using the list in the left-hand column, have the students complete the letter that was sent to Antioch found in Acts 15:23-29 (NIV), **2.ACT13EL.GF5.**

**I'm Saved (Worksheet/Discussion).** Have the students color the pictures. Now have them circle the pictures of the things that people need to do before they can be saved! *(Answer: none)* Finish the verse at the bottom of the page, **2.ACT13EL.GF6.**

**How Are the Gentiles Saved? (Worksheet/Memory Verse).** Peter addresses the council and reminds them that God has accepted the Gentiles. Have the students write the letters from the numbered boxes on the lines to see what Peter said in Acts 15:11. Have them include the Scripture reference on the lines provided, **2.ACT13EL.GF7.**

**Hopscotch (Game).** In Acts 15:19 James says, "... we should not make it difficult for the Gentiles who are turning to God." The Greek word translated 'make it difficult' meant to trouble someone by throwing something in their path. James was saying that the Gentiles didn't need to be annoyed by having extra requirements put in their way when they were coming to Christ. Play a hopscotch game that illustrates this. Use chalk outdoors or tape on the floor to make one or more hopscotch games from the name JESUS as shown on **2.ACT13EL.GF8.** Cut apart the illustrations given and use them to block various spaces as the students play. In regular hopscotch, you must only place one foot once in each space. In this game, allow an extra hop in any space where it is needed. Remember Jesus is the only way to be saved!

**Extra Baggage (Craft).** Each student will need:

one copy of **2.ACT13EL.GF9 Pgs. 1 & 2** printed onto colored cardstock (print page 2 on two different colors, different also from page 1) so when the small bags are cut apart the students can have one of each color

scissors

glue

To make nesting luggage:

1. Cut out the bags along heavy lines.
2. Fold the thin solid lines outward.
3. Fold the dotted lines inward.
4. Glue the flaps where indicated and attach to the inside of each bag.

**Aim Questions (Worksheet).** Have the students answer the Aim Questions about today's Bible Adventure, **2.ACT13EL.GF10.**



## TOOK

---

**Excess Baggage (Worksheet).** Have students draw a box around the excess baggage that we may try to carry around in an attempt to earn our salvation. Next have students draw a heart around the one thing we need in order to be saved. Finally, allow them to study all the items again, and this time have them circle the things that will help them to be obedient and grow to be more like Christ **after** they have accepted His free gift of salvation, **2.ACT13EL.GF11**.

**Boldly Go! (Activity/Memory Work).** Continue the training process in which the students share the Gospel clearly. In the two previous lessons, students may have used the “Who’s in Charge?” (JR) and “Who is My King?” (EL) tracts as tools for sharing the Gospel. If the students understand and have discussed each point (1 - 4) in the tract thoroughly with a teacher, they may be ready to practice sharing with each other. Ask the students if anyone has memorized and remembers the verses for each point. Review the four points as a group, then have the students use the tract to share the Gospel with a partner or with the group. Challenge the older students to be ready next week to tell the Good News to a partner by drawing their own diagrams, explaining each point, and sharing the Scripture on their own. Here is another wonderful tool to use in sharing the Gospel with others (see **2.ACT09JR.GF9**). Some of the students may have cards from weeks past, but for those who don’t make up cards so that they will be able to use them as a tool to help share Christ with their friends. To make the cards more durable you may want to laminate them as well. The questions are used to help the students draw others into a conversation about Spiritual things. *Teacher Note:* For more information about how to use the cards look into Bill Fay’s book “Share Jesus Without Fear” located in the Children’s Workroom. Chapters 4 and 5 deal with the questions, how to use them, and the Scripture passages that go along with them. Another resource to use is Bill Fay’s web sight [www.sharejesuswithoutfear.com](http://www.sharejesuswithoutfear.com). It features Bill talking about the questions, examples of how to use them, and how to work them into general conversations.

**Outward Appearance (Discussion).** Discuss with the students the activity of the Life-size person from HOOK time. Could a person who looks like this be saved? What would they need to change to be saved? What is wrong with judging whether a person can be saved by his outward appearance? Why is it that there is nothing we can do to earn God’s gift of salvation?


**Grace (Worksheet/Discussion).** Use this worksheet to have the following discussion. Ask the students: Are you trying to do more than accept God’s gift of salvation to get to heaven? What was wrong with the teaching of the men who came to Antioch? Why is it that there is nothing we can do to earn God’s gift of salvation? To find out what can save you, color the “Only this can save you” worksheet **2.ACT13EL.GF12** as directed. Color the squares in with a \* in them purple. Color the squares with a slash ( / ) in them yellow. Ask the students, “What can we do today to make sure that the preaching we hear is from God?”

**This workbook is not available at this time.**

**A.C.T.S. Action Cards (*Workbook*).** Encourage students to continue using the Apostle action cards to memorize the significant statistics throughout the book of Acts. The main events of Acts 15:1-35 are:

- A.** Paul & Barnabas with the other Apostles.
- C.** In the city of Jerusalem.
- T.** Debate about Gentiles becoming Christians.
- S.** Letter is sent to encourage the Gentile believers.

# Peter Speaking to the Elders and Apostles



2PBJ

Peter





Barnabas

LBPS

Paul

James

How many men spoke up against the Pharisees in Jerusalem who were teaching that the Gentiles needed to first become Jews in order to be saved? Circle the correct number. Write the names of these men in the spaces. Color the pictures.


			
P _ _ _	P _ _	B _ _ _ _	J _ _ _
1	4	7	3

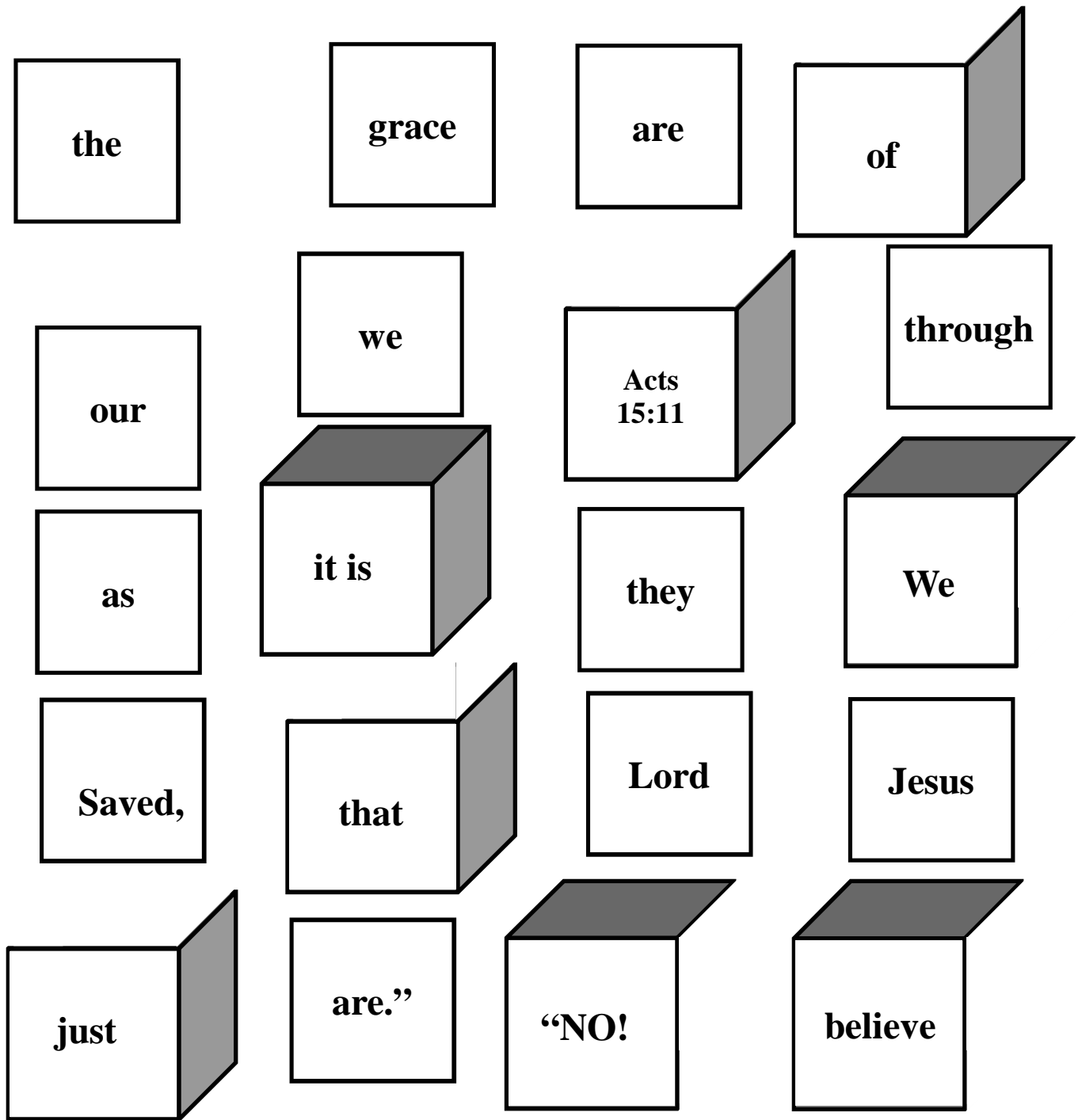
*"We believe it is through the grace of our Lord Jesus that we are saved, just as they are."*

*Acts 15:11*


They sent a letter to the believers in Antioch. The believers were happy to receive it.

Help the letter get there.





# Building Blocks of Faith



## Instructions

Cut each box out, and arrange them in the correct order to spell out this week's memory verse.

Starting with the bottom row, stack the boxes on top of each other, gluing them onto a piece of construction paper.

# A.C.T.S.

## 15:1 - 35

**A**postle – Who were the two Apostles who had previously gone to Antioch to preach the Gospel to the Gentiles? To whom did these two Apostles go and ask for help?

**C**ity – What city is the chief city of Palestine? The name of this city means “founded by Shalem (God).”

**T**rials/troubles – What were the men from Judea insisting that Gentiles had to do to be saved?

**S**pirit – What did the Apostles and elders send with Judas and Silas when they sent them to Antioch to help Paul and Barnabas?

“We believe it is through the grace of our Lord Jesus that we are saved, just as they are.”  
Acts 15:11

# COUNCIL'S LETTER

The Apostles and elders, with the whole Church, decided to send Barnabas and Paul, along with Judas and Silas, back to Antioch. They gave them the following letter to take. The letter was damaged by water and some of the words are missing. Using the words in the left hand column, complete the letter that was sent with the men.

Judas  
risked  
sacrificed  
Paul  
avoid  
Lord  
apostles  
minds  
Barnabas  
Spirit  
requirements  
Gentile  
burden  
heard  
Christ  
Antioch  
abstain  
Syria  
mouth  
Silas  
disturbed  
Holy  
Cilicia  
troubling  
lives  
Jesus  
word

Acts 15:23-29

The \_\_\_\_\_ and elders, your brothers,

To the \_\_\_\_\_ believers in \_\_\_\_\_, \_\_\_\_\_ and \_\_\_\_\_:

Greetings.

We have \_\_\_\_\_ that some went out from us without our authorization and \_\_\_\_\_ you, \_\_\_\_\_ your \_\_\_\_\_ by what they said. So we all agreed to choose some men and send them to you with our dear friends \_\_\_\_\_ and \_\_\_\_\_ men who have \_\_\_\_\_ their \_\_\_\_\_ for the name of our \_\_\_\_\_. Therefore we are sending \_\_\_\_\_ and \_\_\_\_\_ to confirm by \_\_\_\_\_ of \_\_\_\_\_ what we are writing. It seemed good to the \_\_\_\_\_ and to us not to \_\_\_\_\_ you with anything beyond the following \_\_\_\_\_: You are to \_\_\_\_\_ from food \_\_\_\_\_ to idols, from blood, from the meat of strangled animals and from sexual immorality. You will do well to \_\_\_\_\_ these things.

Farewell.

"We believe it is through the grace of our Lord Jesus that we are saved, just as they are." Acts 15:11

# I'M SAVED

Circle the pictures of the things that people need to do before they can be saved!

Cross out the thing that people don't need to do before they can be saved.

Finish the verse at the bottom of the page.



Give money away!




Dress nicely.



Get a new Bible!



Helping others



Join the choir!



Get a new car!




Praying



Read the Bible



Go to church!



Quit smoking!



Visit a Jewish temple!



Keeping the 10 Commands


"We believe it is through the \_\_\_\_\_ of our Lord Jesus that we are saved, just as they are."

Acts 15:11

# How Are The Gentiles Saved?

1 U	2 O	3 H	4 A	5 C	6 L
7 B	8 I	9 G	10 W	11 S	12 J
13 V	14 D	15 E	16 R	17 F	18 T

Peter addresses the council and reminds them that God has accepted the Gentiles. Write the letters from the numbered boxes on the lines below to see what Peter said.



“ \_\_\_\_\_

10 15      7 15 6 8 15 13 15      8 18      8 11      18 3 16 2 1 9 3

\_\_\_\_\_

18 3 15      9 16 4 5 15      2 17      2 1 16      6 2 16 14      12 15 11 1 11

\_\_\_\_\_

18 3 4 18      10 15      4 16 15      11 4 13 15 14      12 1 11 18      4 11

\_\_\_\_\_

\_\_\_\_\_ Y \_\_\_\_\_ . “ \_\_\_\_\_ : \_\_\_\_\_

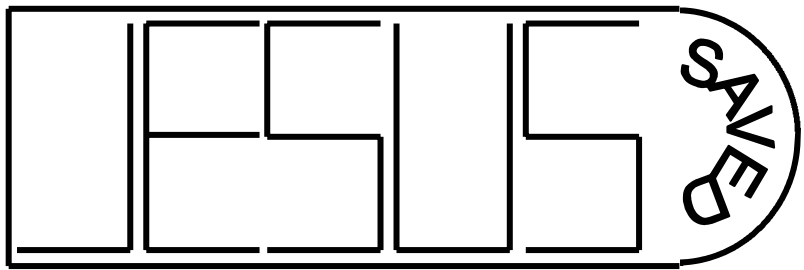
18 3 15      4 16 15

Write the Scripture reference of this verse in the lines


# Hopscotch

In Acts 15:19 James says, "... we should not make it difficult for the Gentiles who are turning to God." The Greek word translated 'make it difficult' meant to trouble someone by throwing something in their path.

Use chalk outdoors or tape on the floor to make one or more hopscotch games from the name JESUS as shown above. Cut apart the illustrations given and use them to block various spaces as the students play. (In regular hopscotch, you must only place one foot once in each space. In this game, allow an extra hop in any space where it is needed).



# Keep the Law




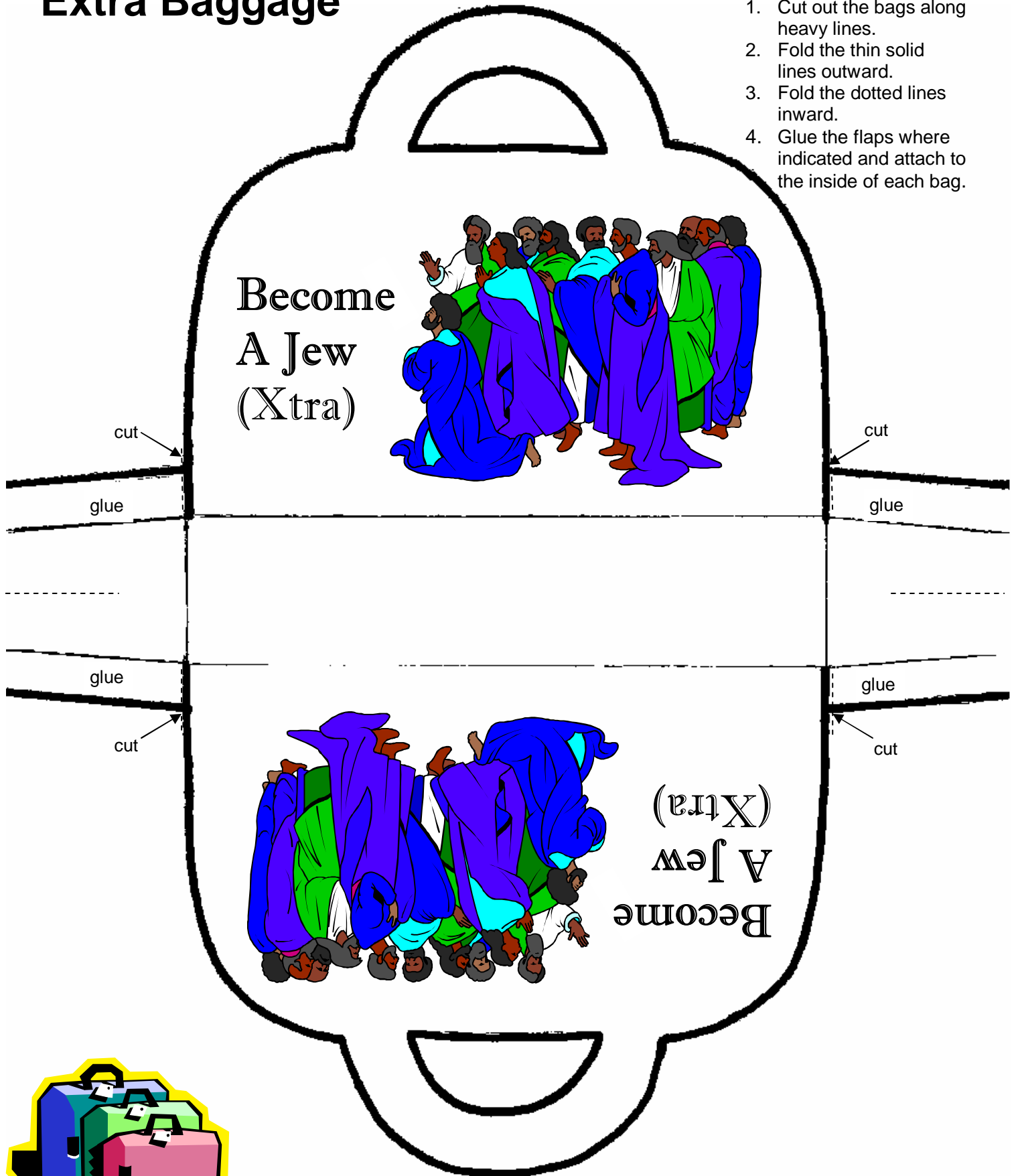
# Become a Jew


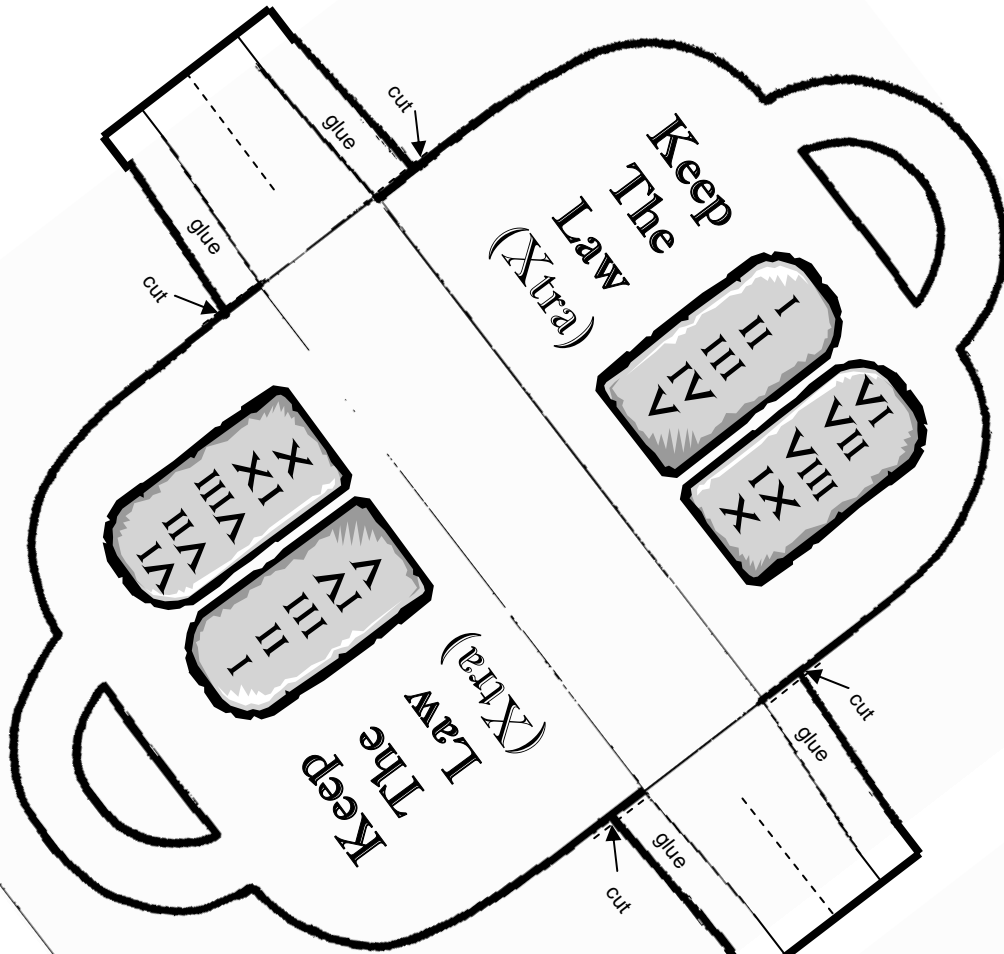



# Extra Baggage

To make nesting luggage:

1. Cut out the bags along heavy lines.
2. Fold the thin solid lines outward.
3. Fold the dotted lines inward.
4. Glue the flaps where indicated and attach to the inside of each bag.





# Aim Questions

Answer the following questions about today's Bible Adventure.

1. About what were the people in the church at Antioch disagreeing?
2. What did Paul and Barnabas do to solve the disagreement?
3. What did Peter and James say at the meeting of the Apostles and Elders in Jerusalem?
4. What did the Apostles send to the people of Antioch, and what did it mean?
5. Tell in your own words what was wrong with the teaching of the men who came to Antioch?
6. Why is it that there is nothing we can do to earn God's gift of salvation?

*We can never change enough, to be good enough, to earn our way to God.  
Salvation comes through Christ alone.*

**Acts  
Chapter  
15:1-35**

*"We believe it is through the grace of our Lord Jesus  
that we are saved, just as they are."  
Acts 15:11*



1. Draw a **box** around the excess baggage that you may try to carry around in an attempt to earn your salvation.
2. Next, draw a **heart** around the **one** thing you need in order to be saved.
3. Finally, study all the items again, and this time **circle** the things that can help you to be obedient and grow to be more like Christ.

Remember, these can only be effective **after** you have accepted His free gift of salvation.

Wear Nice Clothes




Give Money



Be Baptized




Study the Bible



Take Communion

Keep the Ten Commandments



Pray Regularly



Join the Choir




Serve in the Church



Go to Church



# ONLY THIS CAN SAVE YOU!



To find out what the only thing is that can save you, color the squares with an asterisk (\*) purple.  
Color the squares with a slash (/) yellow.