

ACTS CHAPTERS 13:13-14:28

Gentiles Receive the Gospel



12

2-Year-Olds - Kindergarten
May 29, 2005
2.ACT12EC

SHOOK _____

MEMORY
VERSE

They gathered
the church
together and
reported all
that God had
done through
them.

Acts 14:27
NIV

Teacher Tip. The preschooler should not be expected to remember details of the last week's lesson or to be interested in finishing work started the week before. The child at this age lives almost completely in the present. However, some special interest may make a deep impression, and the teacher should be ready with the thing the child has been led to expect. At some point, you, as the instructor, may promise to carry over an idea into the next class meeting. Notes made at the close of class to remind you of successes and failures and especially promises made to the children should be kept for use in planning the next week's session.

Good News Foot Prints. Tape down large plastic tarps in a straight line on the floor or move this activity outside to a sidewalk. Tape long strips of butcher paper on the center of tarps. Have the children take off their shoes and look at their feet. Have them count their toes, and for fun, remember the nursery rhyme, "This Little Piggy Went to Market." Let the children dip their feet in a flat container of washable tempera paint and "walk" a path from Antioch in Pisidia to Lystra. Say, "Walk, walk from Antioch. Walk, walk, walk to Lystra" as each child makes his or her path on the paper. Bring a large bucket or pan of water and lots of towels. "In today's Bible Adventure, we will hear about how Paul got hurt in Lystra, but he kept walking from town to town, telling people the Good News about Jesus."

Paul and Barnabas Cruise Review (Last week's 2.ACT11ECGF6, 2.ACT12ECGF7). "Last week Paul and Barnabas sailed in a boat and walked on their feet to tell Gentiles in Cyprus and Antioch the Good News that Jesus is alive. Did God love the Gentiles in Cyprus and Antioch as much as He loved the Jews in Jerusalem? Yes! God loves everybody the same—He does not show favoritism." Have the children color last week's GF6 picture and glue this week's GF7 memory verse on the mast of the sail. Place some fish stickers on the water areas or glue fish crackers. Point out who which men are Paul and Barnabas.

Footprint Rubbings (2.ACT12ECGF8). Place several small cardboard GF8 footprints or cut footprints made out of art foam onto the table. Secure the prints to the table. Each child places a piece of typing paper over the footprint and rubs with the side of a crayon, revealing the footprint. Have the children then glue the Acts 14:8-10 text onto their papers. "In today's Bible Adventure, we will be hearing about Paul who saw a man who could not walk but who had faith to be healed. This lame man believed in Paul's message that only Jesus had power to

Following Paul and Barnabas. Provide a small ball of yarn and show the children that it starts in the city of Antioch. Tape the end of the yarn to the floor on that spot. The yarn will represent where Paul and Barnabas went on their first missionary journey. Post city signs of Lystra, Perga, Iconium, Derbe, and Antioch at different places in the room where the yarn can be hooked by a child taking the trip with the yarn. The child walks around the room, going around furniture, toy boxes, etc., going to each city, and ending up at the city sign of Antioch (of Pisidia). A second child will then reverse the route back to Antioch of Syria, trying to roll the yarn back into a ball. Sing "Antioch to Antioch" as the children walk. "In today's Bible Adventure, we will hear that Paul and Barnabas went on their first trip to tell the Gentiles about Jesus. They traveled from the city of Antioch (in Syria) out to other towns, ending in Antioch of Pisidia. They then retraced their steps back to the city of Antioch (of Syria). They told their friends in Antioch about all the people who repented of their sins and wanted to serve Jesus with their hearts." You might want to do this activity in an area where other children will not be tripping over the yarn path.

Paul/Saul Review. "Last week we learned in our lesson that Saul got a new name when he went to witness to the Gentiles. Do any of you remember what that name is? That's right! His new name is Paul. Let's sing 'Paul's Name Was Saul' from last week." You may want to bring in a Saul/Paul Flip Stick from last week to use while singing this song.

Saul's Name Is Paul (tune: "Three Blind Mice").

Saul's name is Paul. *(Echo.)*

Saul's name is Paul. *(Echo.)*

He changed his name when he sailed on the sea.

To preach the gospel, he went willingly.

To Cyprus with Barnabas, Gentiles to see.

Saul's name is Paul. *(Echo.)*

Stoning Target Practice. Select a teacher to be Paul and have children "stone" him with newspaper wads stuffed in nylons or soft balls. He can get up and walk, share the Gospel, pray, and preach. Children could throw balls at a life-sized cutout of an adult posted on the wall if there are no teacher volunteers. "In today's Bible Adventure, we will hear about something terrible that happened. Paul taught the people living in Lystra about Jesus. They got mad, threw rocks at him, and took him outside of the city, hoping he was dead. God helped Paul get well, and he went to other towns where he told about Jesus."

Bean Bag Sharing Game (2.ACT12ECGF9). Cut apart the GF9 pictures of transportation modes and places people might go and tape them on the floor. Give each child a turn with a bean bag to try to land on one of the pictures placed on the floor. The child can tell where the bean bag landed and who they would want to tell about Jesus. "What would you say to the people camping next to you by the lake? What would you say to the ticket taker at the zoo? What could you say to the person beside you in the airplane? Everywhere Paul and Barnabas went they shared about Jesus. Which form of transportation did Paul and Barnabas use?"

Missionary Visit. Invite a missionary to visit the class and tell of an experience they had on the mission field. Ask the missionary if he ever had stones thrown at him. Today we will hear about missionary Paul and what happened to him.

Marble Paint Travels (Last Week's 2.ACT11ECGF7). Place a picture of last week's GF7 map of Paul's travels in the lid of a box that is about the same size. Roll a marble in tempura paint and then roll it on the map by carefully lifting different edges of the box lid. "In today's Bible Adventure, we will hear about Paul and Barnabas going on their first missionary trip to tell the nations about Jesus being the Son of the living God. How do you think they will be received?"

Song Review of Last Week's Bible Adventure. On the large wall map, move a boat from Antioch in Syria to Cyprus as you sing "Sail Your Boat." See the Song section for words to the song. Then sail the boat to Perga and "walk, walk to Antioch." Sing "Antioch to Antioch." Paul and Barnabas walked to a town called Lystra. Say, "Walk, walk, walk to Lystra" several times.



Presentation Ideas

Pictures 2.ACT12ECGF1 - 2.ACT12ECGF6. Color the pictures and glue them onto colored construction paper. Show these pictures as you tell the Bible Adventure. Save the pictures for review in the next lesson.

No Shoes! Take off your shoes and tell the Bible Adventure in your bare feet, or put on sandals. "In the story, you will hear about Paul and Barnabas who used their feet for walking on their missionary journey. You will also hear about a man whose feet hadn't worked right since birth."

Travel Suitcase Props. Put a pair of sandals and a big rock in your Acts travel suitcase today. Make a "production" out of getting the items out of the suitcase and putting on the sandals. "You will have to wait to see how this rock will be part of the story."

"My Bicycle" Finger Play.

One wheel, two wheels on the ground; *(Draw one, then two circles in the air.)*

My feet make the pedals go round and round. *(Pedal with feet in air.)*

Handle bars help me steer so straight, *(Steer bicycle.)*

Down the sidewalk, through the gate. *(Brush open hands past each other.)*

Bible Adventure for 2s & 3s

(Show the 2.ACT12ECGF1 picture.) Paul and Barnabas walked to a town called Lystra. *(Point to it on the classroom wall map.)* In Lystra, Paul began preaching about Jesus. As Paul looked around at the people who were listening to him, he saw a man sitting there, a man who could not walk.

(Slow your voice as you look around the circle into the eyes of each child; then raise it when Paul speaks.) Paul saw that the man had faith to believe in Jesus, so Paul said in a loud voice, "Stand up on your feet!" Everyone in the crowd looked over at the man who could not walk. They knew that he could not use his feet.

(Show the 2.ACT12ECGF2 picture.) The lame man believed that Jesus had power to heal his feet and make them work. He jumped up and began to walk! Everyone in the crowd said, "These men must be gods."

(Show the 2.ACT12ECGF3 picture.) When Paul and Barnabas realized the people wanted to worship them, they shouted, "We are not gods. There is only

one living God. The living God has sent His holy Son, Jesus, to fill your hearts with joy if you worship only Him.”

The people of Lystra were confused. They had never heard about a God named Jesus. They didn’t understand about a living God whom they could not see with their eyes. They only liked to worship things and people that they could see.

(Show the 2.ACT12ECGF4 picture.) About this time, some men arrived in Lystra to get Paul and Barnabas in trouble. They said to the people of Lystra, “Paul and Barnabas are not gods. They are bad men who tell lies. Let’s kill them so that they will stop talking about Jesus.”

(Show the 2.ACT12ECGF5 picture.) The men from Lystra changed their minds right away about Paul and Barnabas. They picked up stones and threw them at Paul. They kept throwing stones at him until they thought that he was dead. Then they dragged Paul’s body outside the city and left him there.

As the believers gathered around Paul, one of the disciples said, “Look! Paul is not dead! I see his arm moving!” They helped him get up and walk back into town. Paul’s body was bruised and hurt, but he got well and the very next day walked on to the next town.

(Show the 2.ACT12ECGF6 picture.) In every town where Paul and Barnabas preached, the people who believed in Jesus came into His church family. Paul and Barnabas prayed to God, “Please, God, take care of this new church family while we are gone. Help them grow strong in You and in Your Word.”

Then Paul and Barnabas sailed back to Antioch. They hurried to tell their friends about all the things that had happened to them on their first missionary journey. They told about all the Gentiles who had come to believe in Jesus. The Antioch church family was excited to hear about the new churches in other nations. They were happy to see their old friends, Paul and Barnabas, again.

Prayer. Dear God, thank You for taking care of Paul and Barnabas who were brave and bold in telling the Good News about Jesus. Thank You for taking care of me, too. In Jesus’ name, Amen.

Aim Questions for 2s & 3s

- 1. Who told the man who could not walk to “stand up on your feet?” (Paul.)
Could the man stand up? (Yes. He believed that Jesus had power to heal.)**
 - 2. Who did the men of Lystra want to worship when they saw the man with the lame feet was healed? (Paul and Barnabas.)**
 - 3. Who was hit with stones and almost died for telling the truth about Jesus? (Paul.)**
-

Bible Adventure for 4s & 5s

(Show the 2.ACT12ECGF1 picture.) In the town of Lystra, Paul began preaching about Jesus. As Paul looked around at the people who were listening to him, he saw a man who could not walk. This man’s feet had never worked right since he was born.

(Slow your voice as you look around the circle into the eyes of each child.) Paul saw that the man was listening intently to every word he said. He saw that the man had faith to believe in Jesus, so he said to him, “Stand up on your feet!” *(Rub your feet.)* Everyone in the crowd looked over at the man who could not walk. They knew that the lame man could not use his feet.

(Show the 2.ACT12ECGF2 picture.) The lame man believed that Jesus had power to heal his feet and make them work. He jumped up and began to walk! *(Rub your feet and then stand up. Walk in place.)*

Everyone in the crowd said, "Praise God! Only God can make a man's feet walk. Paul and Barnabas must be gods." Someone pointed to Barnabas and said, "That one looks like Zeus!" Someone else pointed to Paul and said, "That's Hermes! The gods have come to Lystra. Let's worship them!"

(Show the 2.ACT12ECGF3 picture.) The priest in charge of the temple of Zeus, located outside the city gate, brought flower wreaths and animals to offer the gods for sacrifice. The people wanted to worship Paul and Barnabas as though they were gods.

When Paul and Barnabas realized what the people were doing, they shouted, "We are not gods. There is only one living God. The living God sends rain so that the crops can grow and give you food. But here is the best part! The living God has sent His holy Son, Jesus, to fill your hearts with joy if you will worship only Him."

The people of Lystra were confused. They had never heard about a God named Jesus. They didn't understand about a living God whom they could not see with their eyes. They only liked to worship things and people that they could see.

(Show the 2.ACT12ECGF4 picture.) About this time, some men from Antioch *(Point to Antioch of Pisidia on the map.)* arrived in Lystra to get Paul and Barnabas in trouble. They said to the people of Lystra, "Paul and Barnabas are not gods. They are bad men who tell lies about God. Let's kill them so that they will stop talking about Jesus."

(Show the 2.ACT12ECGF5 picture.) The men from Lystra changed their minds right away about Paul and Barnabas. They picked up stones and threw them at Paul. They kept throwing stones at him until they thought he was dead. Then they dragged Paul's body outside the city and went back to their homes.

Barnabas and the disciples gathered around Paul's body that was lying limp on the ground. They were sad that Paul had been killed with stones.

As the believers gathered around Paul, one of the disciples said, "Look! Paul is not dead! I see his arm moving!" The disciples were happy that God had kept Paul alive. They helped him get up and walk back into town. Paul's body was bruised and hurt, but he got well and the very next day walked on to the next town.

(Show the 2.ACT12ECGF6 picture.) In every town where Paul and Barnabas preached, the people who believed in Jesus became a church family. Paul and Barnabas chose elders in each new church who would help the people grow strong in trusting Jesus. Paul and Barnabas laid hands on the elders and prayed to God, "Please, God, take care of this new church family while we are gone. Help them grow strong in You and in Your Word."

Then Paul and Barnabas sailed back to Antioch in Syria. *(Sing "Sail Your Boat.")* They hurried to tell their friends about all the things that had happened to them on their first missionary journey. They told about all the Gentiles who had believed in Jesus.

(Point to Cyprus, Antioch, and Lystra on the map.) The Antioch church families were excited to hear about the new churches in other nations. They were excited to see their old friends, Paul and Barnabas, again.

They prayed together, "Thank you, God, for choosing people from every nation to be in Your church family. Thank You for bringing Paul and Barnabas back to us. In Jesus' name, amen."

Prayer. Dear God, thank You for taking care of Paul and Barnabas who were brave and bold in telling the Good News about Jesus. Thank You for taking care of me, too. Help me be bold and brave for You, too. In Jesus' name, Amen.

Aim Questions for 4s & 5s

1. **What happened to the lame man in Lystra when Paul told him to stand up?** (He walked for the first time.)
 2. **What did the people of Lystra do when they saw the miracle of the lame man?** (They called Paul and Barnabas gods—Zeus and Hermes—and wanted to worship them.)
 3. **What did the people of Lystra do when the men of Antioch told them lies about Paul and Barnabas?** (They stoned Paul and dragged him outside the city.)
 4. **Who did Paul and Barnabas choose in each new church to help the people grow strong in faith?** (Elders.)
-



LOOK _____

Aim Questions. Bring in different kinds of shoes and place the Aim Questions inside them. Ask for a question by telling the children what that shoe could be used for. (“Draw your first question from the snow boot.”)

Transition Idea. Make sure the children are spaced far enough apart and have them move down the hallway skipping and jumping for joy as the lame man did once he was healed. It would be fun to walk with feet pointed toward each other and away from each other. Walk on tiptoes and on the heels. God makes our feet move in wonderful ways.

Snack Idea. When we share Jesus, we can make people happy. Using frosting tubes, let children draw happy faces on graham crackers or sugar cookies. Decorate with chocolate chips or raisins.

Snack Idea #2. Give each child two pieces of crustless, soft bread. Have the children wad up the bread into balls. Ask them what the bread reminds them of. (Stones.) Have some honey butter to serve so they may dip their bread into it before eating it.

Worship Jesus Folding Page (2.ACT12ECGF10 and 2.ACT12ECGF11). Copy the GF10 page on card stock paper and have the children color their pages while you talk about the people of Lystra wanting to make Paul and Barnabas their gods. The people marveled at how the man with the crippled feet was healed and wanted to make sacrifices to Paul and Barnabas. Paul said, “No! No! You should be worshiping the living God who made the heaven and the earth.” Fold the two outer dotted lines back; then bring them together to meet over the dotted line going down the center of the paper. Close the folds so you only see the Lystra men with their wreaths. Say, “You are our gods who look like men.” Open the folds and say, “No, no, we are men just like you. You must worship only the living God.” Repeat a couple of times. Cut out a GF11 picture of Jesus and tape it on a craft stick or straw. Then tape the stick to the back of the GF11 folded page so that the picture of Jesus sits above the GF10 picture.

Paul's Missionary Adventure Booklet (2.ACT12ECGF12, 2.ACT12ECGF13, and 2.ACT12ECGF14). Copy a GF12 and GF13 page for each child and fold them into fourths. Insert the folded GF13 page inside the folded GF12 page and staple the pages together to form a booklet. Ask the children to "read" their booklets as a reminder of what they learned in the Bible Adventure. Copy the GF14 page on bright, colored paper and give each child happy and sad faces to glue on the appropriate pages.

Map Puzzle (Last Week's 2.ACT11ECGF7 and 2.ACT12ECGF20). Copy the GF7 page and the GF10 page back to back so that the puzzle piece lines are on the back. After the children color last week's GF7 map of Paul's travels in Acts up to this point, show them where to draw a line to represent Paul's route. Provide envelopes for taking the puzzle home. Sing "Antioch to Antioch" as the children work.

Pop-Up Action (tune: "This Old Man"). *Clap your hands as you sing the following words to a familiar tune. When children have the characteristics that you describe, those children get to stand up, turn around and sit back down.*
God loves me;
God loves you;
God loves kids with (blond hair), too. (Black eyes, white socks, brown shoes, etc.)
You can stand up, turn around, sit down if it's you.
God loves people just like you.

Bumper Ball Memory Verse Review. Have one ball for each child. Use a variety of balls, like tennis, racquet, soccer, ping pong, softball, nerf, etc. Seat the children on the floor, cross-legged in a tight circle, knees touching, and each with a ball. Ask them to pass the balls at the same time. Those who end up with the balls with a "V" on them get to say the memory verse together. Start the game over again.

Pass the Bean Bag Game. Divide the class into two or three groups. Have each team sit side by side with their shoes off. Give each team the same number of bean bags and a basket or tub at the opposite end of each line. The children are to use only their feet to move the bean bags from the starting pile to the basket at the end of the line. On a signal, the first child picks up one bean bag with his feet and passes it to the next child beside him who continues to pass it to the last child who deposits it in the basket. As soon as the first bean bag is passed, a second one can be started. Which team could get their feet to work well enough to get all the bean bags into their basket at the other end of the line first? "What happened to the man in today's Bible Adventure who had trouble with his feet? Could he have played this game?"

Going on a Mission Trip. "Let's pretend we are Paul and Barnabas and we are going on a mission trip with them. Say the following with me:
I'm going on a mission's trip;
I know that I'll have fun.
I want to tell about Jesus.
I'll take along some..."

At this time, present a backpack to a child to pretend to put an item in it. You could provide a tray of pictures of things they might put in the bag. (See last week's 2.ACT11ECGF9 picture for items.) Repeat the rhyme as you go around the circle and give each child a turn to pack the bag!

Whisper the Good News. Seat children in a circle and whisper a phrase, a part of the Gospel message, to the children on each side of you. When the message reaches the two children in the middle, see how it came out. The message to whisper could be, "Jesus loves you and died for your sins."

Songs.

Acts 14:27 Memory Verse Song (tune: "The Wise Man Built His House").

"They gathered the church together and
Reported all that God had done through them.
Reported all that God had done through them."
Acts fourteen, twenty-seven.

Sail, Sail, Sail Your Boat (tune: "Row, Row, Row Your Boat").

Sail, sail, sail your boat, out upon the sea.
Paul and Barnabas and Mark were
Missionaries three.

Antioch to Antioch (tune: "Old MacDonald").

Antioch to Antioch—Paul and Barnabas.
They sailed to Cyprus on the way— Paul and Barnabas.
With a sail, sail here and a walk, walk there.
Here a sail; there a walk;
Everywhere a sail, walk.
Antioch to Antioch—Paul and Barnabas.

Worship God (tune: "Row, Row, Row Your Boat").

1. Paul and Barnabas
Healed the lame man's foot.
The crowd said, "We will worship you!"
The men said, "You will not!"
2. Paul and Barnabas
Told them about God
And the Holy One, Jesus,
Who is the Son of God.

This Little Light of Mine.

1. This little light of mine, I'm gonna let it shine, *(Hold up left forefinger.)*
This little light of mine, I'm gonna let it shine,
Let it shine, let it shine, let it shine.
2. Hide it under a bushel? No! I'm gonna let it shine. *(Hide the index finger under the palm of the opposite hand; then shout "No" and uncover finger.)*
Hide it under a bushel? No! I'm gonna let it shine.
Let it shine, let it shine, let it shine.
3. Don't let Satan blow it out; I'm gonna let it shine. *(Blow, like at a candle, at the top of your finger instead of singing the word "blow.")*
Don't let Satan blow it out; I'm gonna let it shine,
Let it shine, let it shine, let it shine.
4. Repeat verse 1.



TOOK

Worship God, Not Men (2.ACT12ECGF15). Ask the children, "To whom do we pray? Do we pray to our sisters? Do we pray to our mommies and daddies? No! We pray to God, because only God has the power to hear and answer our prayers. Praying to God is one way that we worship Him. This week, let's remember Paul and Barnabas because they told the crowds to worship God, not men." Copy the GF15 foot on colored heavy weight paper with the song words printed on it. Cut one foot for each child, and tie a 26" piece of yarn through a hole in the toe so the children can use it as a necklace to take home. If you want to get creative, you could have the children decorate the edges with beans, pasta, sequins, tissue paper squares, etc., or paint the toenails with water colors or marking pens. Remember to be extra careful when using beans or pasta with the youngest children. Be sure to sing "Worship God" with the children as they decorate their feet.

Paper Bag Puppets Share the Good News (2.ACT12ECGF16, 2.ACT12ECGF17, and 2.ACT12ECGF18). Materials needed: a lunch-size paper bag, GF16 and GF17 doll patterns run off on tan-colored paper and cut out, felt pens or crayons, glue. Color the hair, face and clothing parts to the puppet. Glue the head to the flap (bottom) of the paper bag. To form feet and knees, fold the legs on the broken lines indicated on the pattern and glue them inside the lower edge of the sack. Glue the arms to the sides of the bag inside the fold. Clothing details can be drawn on the front of the bag under the head. Use the puppets to tell other people the Good News about Jesus. Talk about how different people are. God wants all people to hear the Gospel message about Jesus dying for their sins.

Lame Man Dance. Although "The Lame Man in Lystra" song probably has a few too many words for your students to learn, they would love to dance along as you sing, so follow the easy motions to go with the song and then sing it a few times and "dance" with them. This will be a great review of the story since it gets their whole bodies involved.

The Lame Man in Lystra (tune: "Rudolph the Red-Nosed Reindeer").

The lame man livin' in Lystra	<i>(Stand.)</i>
Had a very useless foot.	<i>(Dangle foot.)</i>
He couldn't walk or run, no.	<i>(March in place.)</i>
He could only sit-kaput.	<i>(Sit in place.)</i>
Paul and Barnabas saw him,	<i>(Point.)</i>
And they said to him, "Get up!"	<i>(Raise both hands.)</i>
Because of his faith in Jesus	
He stood right up and walked.	<i>(Stand up.)</i>
When the people saw this feat,	<i>(No pun intended.)</i>
They began to say,	
"Paul and Barnabas, come here!	
We're gonna worship you today."	<i>(Motion to come.)</i>
But, the apostles said, "No!"	<i>(Shake finger.)</i>
"Worship the one living God,	<i>(Point up.)</i>
"His Son, Jesus, will fill your hearts,	<i>(Cover heart.)</i>
"If you will believe in Him."	<i>(Repeat last 2 lines slowly.)</i>

Share the Good News Steering Wheel Craft (2.ACT12ECGF18 and 2.ACT12ECGF19). Create paper plate steering wheels by cutting and coloring a paper plate as each child desires. *(See the GF18 sample and instructions.)* Staple or tape the wheel to the open edge of a paper lunch sack. Copy the GF19 Good News cards on card stock paper and cut them apart. Place several cards in the sack the children have made to share with others. They can have fun rewinding their motors and traveling to share the Good News about Jesus. Then “drive” to the country of your class missionary. Finally, “drive” to your own neighborhood and tell people about Jesus.

Share the Gospel. Arrange for your class to visit another classroom of children. Before going to the class, teach the children and practice what they should say. It can be very simple, like “Jesus is alive!” or “Jesus is the Son of God!” Older children could say the memory verse. Ask each child in your class to pair up with a child in the other class and share the Good News about Jesus with them. Use the GF16, GF17, and GF18 paper bag puppets, or use the GF18 paper plate steering wheels. Share the GF19 Good News cards with the children in the other class as you leave.

Do You Know Who Jesus Is? With children standing in a circle, make an “X” on the floor in their circle with masking tape. Sing the following words to the tune of “Muffin Man” while holding hands and walking in a circle. Change directions for walking with each verse. At the end of the second and third verses, select the child standing on the “X” to join you in the middle of the circle. The two of you are Paul and Barnabas. Continue until the entire class is in the middle. “Now we all know who Jesus is. We can be missionaries for Jesus.”

1. Oh, do you know who Jesus is,
Who Jesus is, who Jesus is?
Oh, do you know who Jesus is,
He is the Son of God.
2. Oh, yes, I know who Jesus is,
Who Jesus is, who Jesus is.
Oh, yes, I know who Jesus is,
He is the Son of God.
3. Now we two know who Jesus is,
Who Jesus is, who Jesus is.
Now we two know who Jesus is,
He is the Son of God.


Preschool Page for Parents (2.ACT12ECPPP). Send a page home with each child, encouraging parents to reinforce the Bible truths at home. Spend a few minutes before the children go home creatively reviewing the memory verse song.




In Lystra, a lame man listened carefully to Paul's words about Jesus.



Paul told the lame man to stand on his feet, and the lame man had faith in Jesus to heal him.



When the people of Lystra wanted to worship Paul and Barnabas as gods, they said, "No."



The people of Lystra believed lies about Paul and Barnabas and went from wanting to worship them to wanting to kill them.



The men of Lystra threw stones at Paul and dragged him out of town. His friends were sad.



Paul and Barnabas layed hands on the elders of each new church and prayed for them.

They gathered the church together and reported all that God had done. Acts 14:27

They gathered the church together and reported all that God had done. Acts 14:27

They gathered the church together and reported all that God had done. Acts 14:27

They gathered the church together and reported all that God had done. Acts 14:27

They gathered the church together and reported all that God had done. Acts 14:27

They gathered the church together and reported all that God had done. Acts 14:27

They gathered the church together and reported all that God had done. Acts 14:27

They gathered the church together and reported all that God had done. Acts 14:27

They gathered the church together and reported all that God had done. Acts 14:27

8. In Lystra there sat a man crippled in his feet, who was lame from birth and had never walked.
9. He listened to Paul as he was speaking. Paul looked directly at him, saw that he had faith to be healed
10. and called out, "Stand up on your feet!" At that, the man jumped up and began to walk.


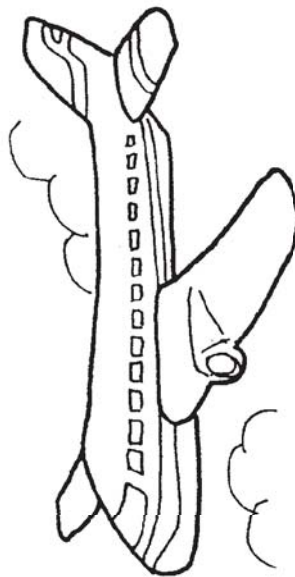
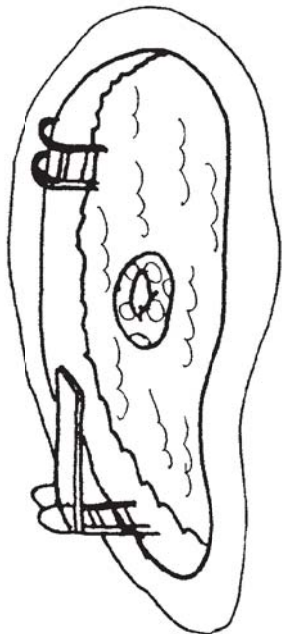
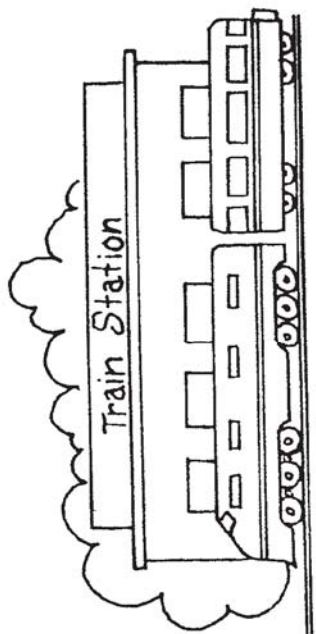
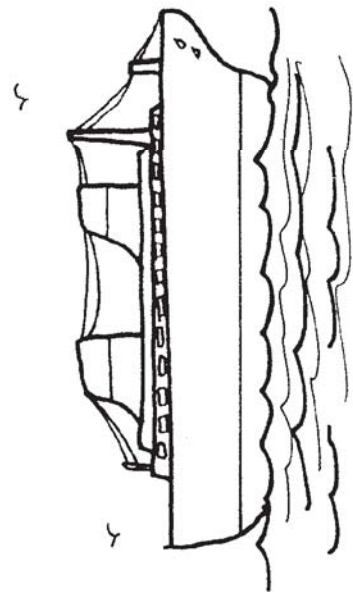
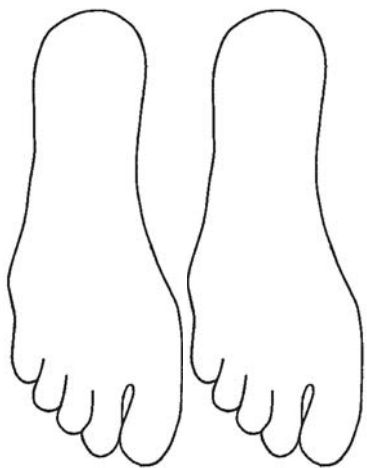
Acts 14:8-10




8. In Lystra there sat a man crippled in his feet, who was lame from birth and had never walked.
9. He listened to Paul as he was speaking. Paul looked directly at him, saw that he had faith to be healed
10. and called out, "Stand up on your feet!" At that, the man jumped up and began to walk.

Acts 14:8-10









7.

In every town, Paul and Barnabas chose elders and prayed for them to lead the new churches.



2.

In the town of Lystra, a man who had been lame from birth listened to Paul and believed in Jesus.



My
Name

8.


Paul and Barnabas'
First Missionary Journey



1.

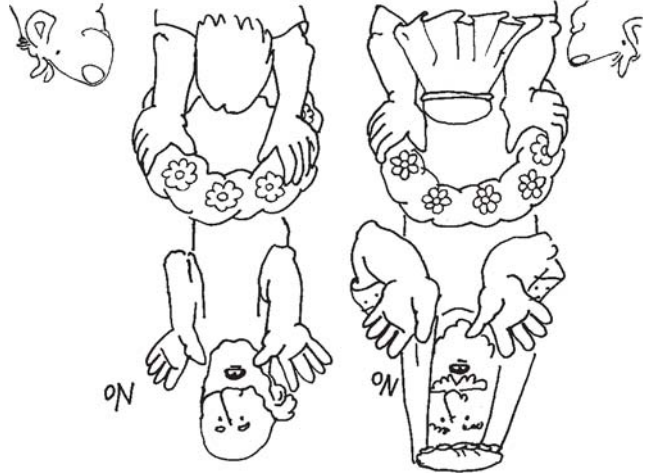
5.

Other men told lies about Paul and Barnabas. The people believed the lies and turned against Paul.



4.

The people of Lystra thought Paul and Barnabas were gods, but they said, "No. We are men like you. Worship Jesus. He is the Son of God."




The men threw stones at Paul, dragged him out of the city, and left him to die. His friends were sad, but God made him well again.



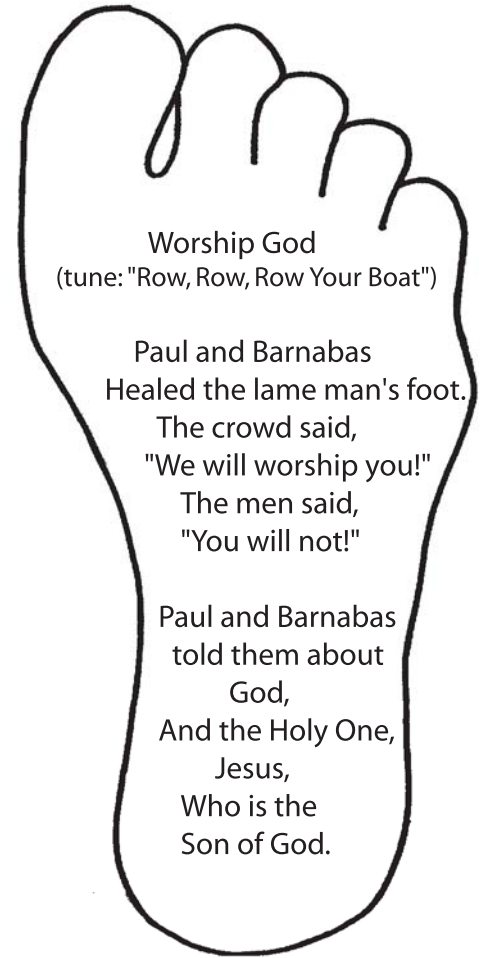
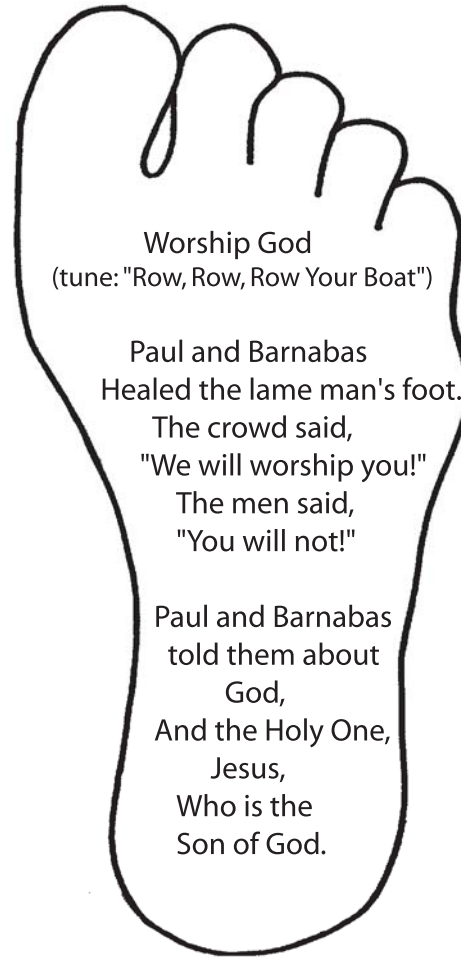
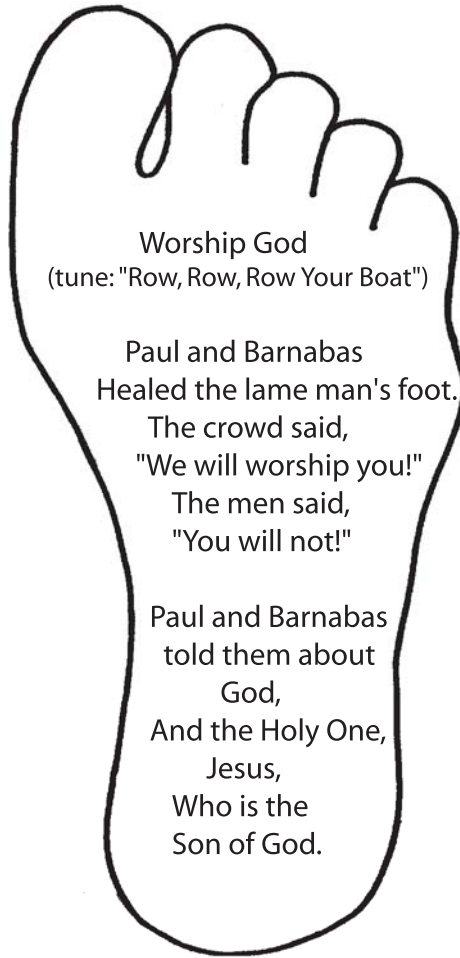
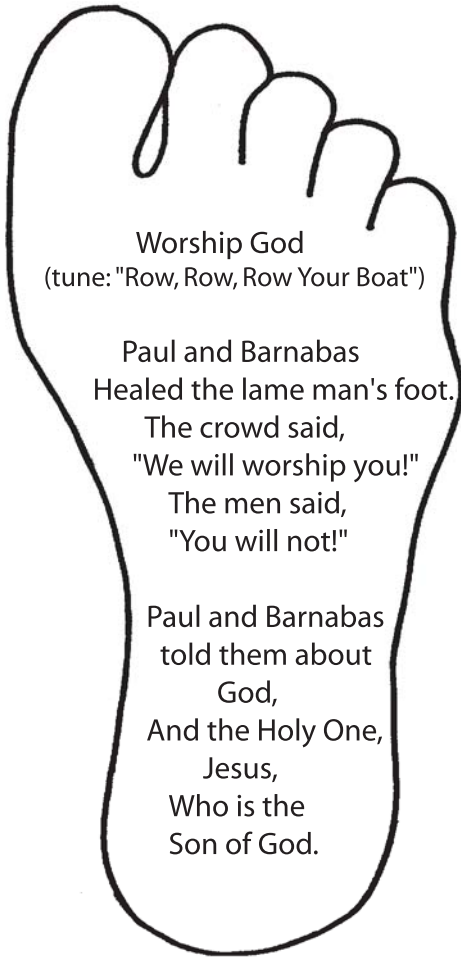
6.



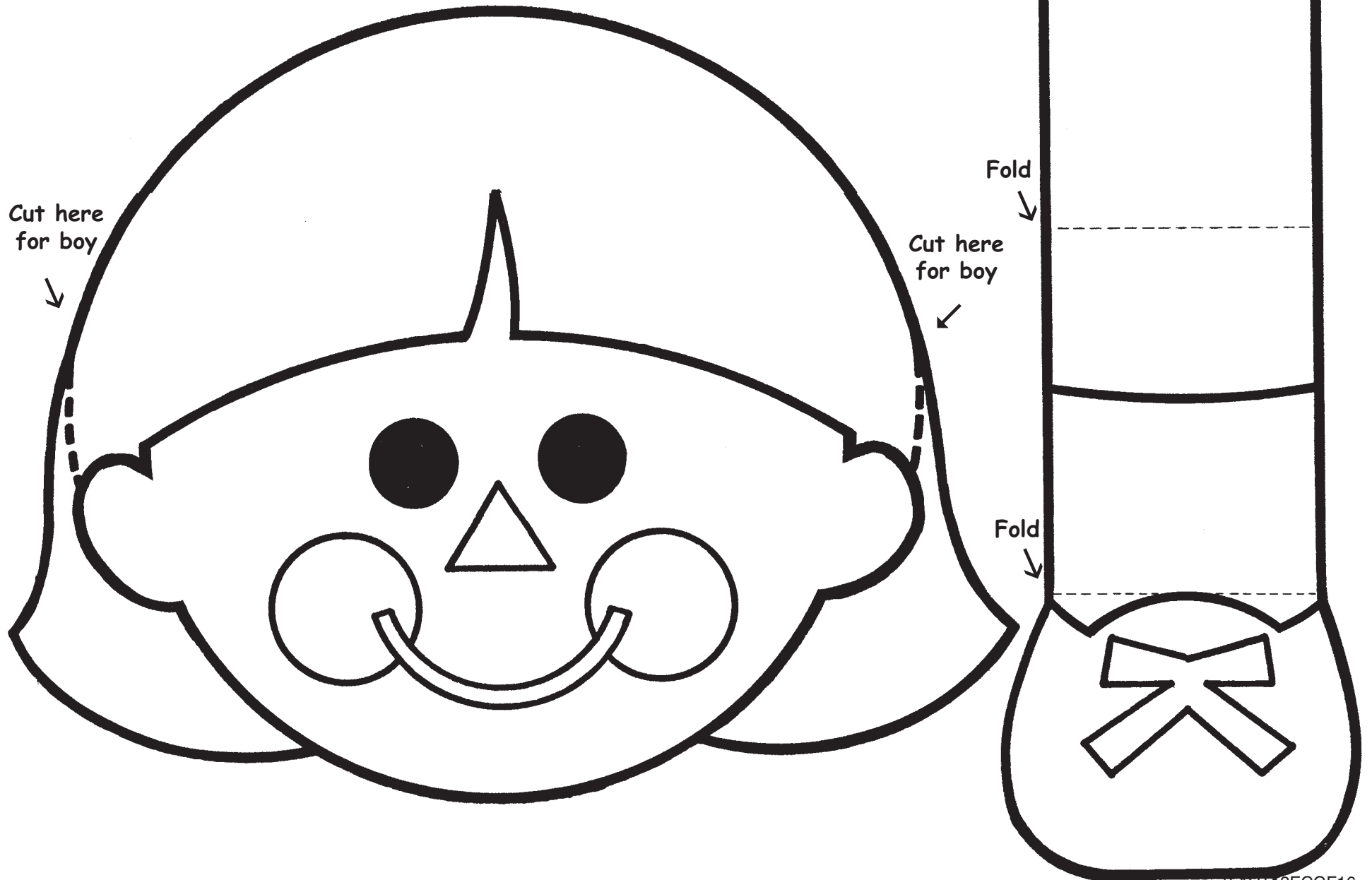
Paul told the lame man to stand up, and the man's feet were healed.

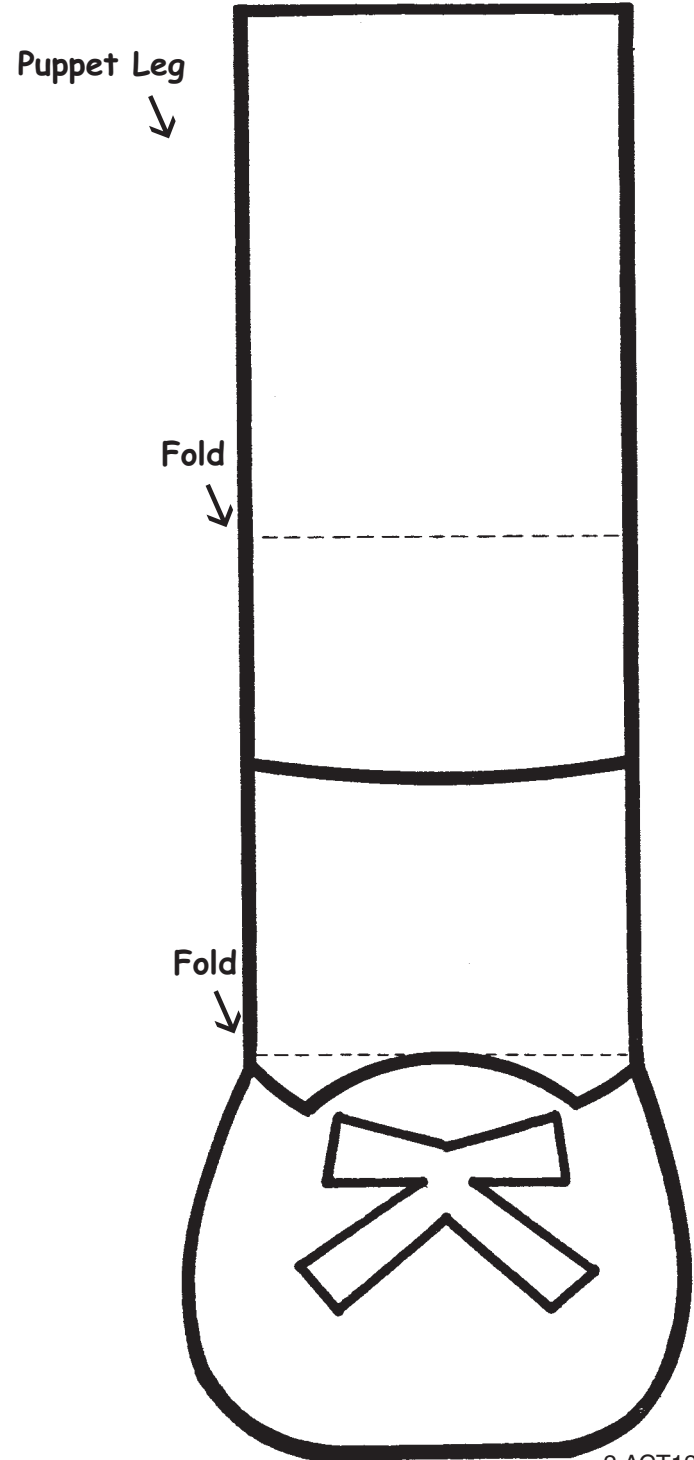


3.





Paper Bag Puppet





Sharing the Good News Paper Plate Steering Wheel



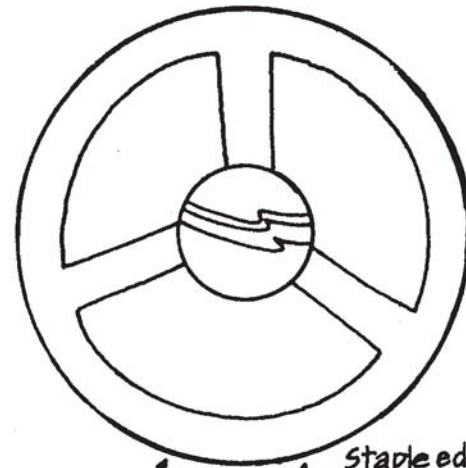

Boy/Girl Paper Bag Puppet

(Use puppets to learn the names of children in class.)

Materials: A lunch-size paper bag; an 8x12-inch (20x30 cm) piece of tan construction paper, felt pens or crayons, scissors, glue.

Procedure: Trace head, arms and legs patterns onto construction paper; cut out. With felt pens or crayons, draw facial features on head piece. Glue head to flap of paper bag as shown on sketch A. To form feet and knees, fold legs on broken lines indicated on pattern. Glue arms to sides of bag and legs to lower edge. Draw clothing details on bag as shown in sketch.

To make boys and girls of different races, use appropriate colored construction paper for head, arms and legs; draw appropriate facial features, hair and clothing details (sketch B).



Good News Cards

The Good News
is...



Jesus is alive!
Believe in Him.

The Good News
is...



Jesus is alive!
Believe in Him.

The Good News
is...



Jesus is alive!
Believe in Him.

The Good News
is...



Jesus is alive!
Believe in Him.

The Good News
is...




Jesus is alive!
Believe in Him.

The Good News
is...



Jesus is alive!
Believe in Him.



May 29, 2005

Acts Chapters 13:13-14:28--Gentiles Receive the Gospel



This is what I learned today!

Paul and Barnabas walked to a town called Lystra. They saw a man who could not walk. When Paul saw that the man had faith to believe in Jesus, he healed the man's feet. When everyone saw the man walking, they thought Paul and Barnabas were gods and wanted to worship them. Paul and Barnabas stopped them, telling them there was only one true living God. Some men from Antioch came to town and told lies about Paul and Barnabas, convincing the men from Lystra to stone Paul instead of worshiping him. They left him for dead, but he was able to walk back into town. Paul and Barnabas continued preaching about Jesus in towns around Lystra, and many people came to belong in God's church family. The church family in Antioch was excited when Paul and Barnabas returned and told them about the new churches that were forming in other nations.

Acts Memory Verse

They gathered the church together
and reported all that God had done
through them. Acts 14:27


Family Group Hug



Gather the family together and have a group hug. This is a fun thing to do often and not only gives the children a sense of security because the family loves to be close together, it will also bring chuckles. Group hugs can occur while sitting down or standing up (parents on their knees to be at eye level with their young children). Talk about Paul and Barnabas returning to Antioch and how happy the church families were to see them. They probably hugged each other; maybe they had a group hug.

Acts 14:27 Memory Verse Song (tune: "The Wise Man Built His House")

They gathered the church together and
Reported all that God had done through them.
Reported all that God had done through them.
Acts fourteen, twenty-seven.



The people of Lystra tried to worship Paul and Barnabas as gods. Paul and Barnabas said, "No. There is only one living God. We worship Jesus."

The people of Lystra turned from wanting to worship Paul to throwing stones at him.

