

# ACTS CHAPTER 12:1-25

## Not Even a King Can Stop God's Plan



# 10

2-Year-Olds - Kindergarten  
May 15, 2005  
2.ACT10EC

## SHOOK

MEMORY  
VERSE

But the Word  
of the Lord  
continued to  
increase and  
spread.

Acts 12:24  
NIV

**Teacher Tip.** Your preschoolers may think of congregational prayer as something just for grown-ups, a time when children must sit quietly and listen rather than participate. This week they'll learn how the whole church, which certainly included children, prayed for Peter when he was in prison. As you teach this lesson, you can increase the desire your preschoolers have to pray with and for their whole church family. There are ways you can encourage your students to pray for others. 1) Share your own experiences with your class. Tell them about the times you have prayed for church friends, or about the times church friends have prayed for you. Let your students know how God answered. 2) When someone in your church has a specific need, whether it be a need for a job, a home, or a healing, share that need with you class (with permission, of course). 3) As much as possible, include the congregational prayer list in your class prayers. Time may not allow you to mention every missionary by name, nor to pray for all the sick, but you could pray for one or two people the children might know. 4) In your class prayer time, ask the children to mention any specific answers to their prayers for the church family. Then thank God for the ways He has answered prayers.

**Play Dough.** "Let's make people praying. Will your person kneel? Will he sit down? Will he stand while praying? We can pray to God in any position. In today's Bible Adventure, we will hear that Peter was put in jail, but the church family prayed for God to protect him and keep him safe. Cruel King Herod planned to kill him. Do you think Peter was able to get out of jail? How?"

**Memory Verse Review (2.ACT10ECGF9 and 2.ACT10ECGF10).** Have copies of the GF9 world and several GF10 people cut outs (6) for each child. With a glue stick, let the children paste the people on all the different continents. Then they can color their people and map. Repeat last week's memory verse many times as you are doing the craft. Have the children say it with you several times. Sing the "Acts 10:34 Memory Verse Song" when everyone is done. "God does not show favoritism but accepts men from every nation who fear Him and do what is right."

**Praying Hands Mural.** Let all the children trace around their hands on a large piece of butcher paper. They might place their hands in circles to represent circles of friends praying together. "In today's Bible Adventure, we will hear that Apostle Peter was put in jail, and the disciples and other friends prayed for God to take care of him."

**Peter's Paper Chains.** Cut numerous strips of construction paper 1" x 6" for the children. They may choose their "favorite" colors to make a chain. With a stapler or tape, make a chain out of the strips of paper. Tell the children that today we are going to learn about Peter being in chains. "Peter went to jail because he preached about Jesus. Peter had chains put on him when he was in jail." Wrap a chain around your wrists as you are saying this. Ask the children questions like, "Are real chains big and heavy? Are real chains, like the ones Peter had, hard to break?" Show the children a real chain (bike chain, car chains, etc.) and talk about what it would be like to be in chains.

**Mark and Mary Prayer House.** Bring three big sheets from home. Before class, make a fort out of them, draping them over tables and chairs. Pretend that this is Mark and Mary's house. The children can crawl in and out of it and play in it using dolls and toy dishes. Make statements like, "This is Mark and Mary's house. Today in our Bible Adventure, we will learn that people prayed in Mark and Mary's house."

**Counting by Fours.** Provide children with different items (beans, cars, books, chain links, blocks, crayons, popsicle sticks, etc.) and ask them to count out four. Separate the four from the others. You will hear about four jail guards in our Bible Adventure today. Listen for that number.

**Break Those Chains!** Wrap toilet paper or crepe paper streamers around a group of four or five children while they stand still. Tell them about Peter being chained in prison. "In today's Bible Adventure, we will hear that Peter's chains suddenly fell off one night while he was asleep in jail." Encourage the children to break through the toilet paper or crepe paper as if they were chains. Repeat a second time and let a child do the wrapping.



### *Presentation Ideas*

**Pictures 2.ACT10ECGF1 - 2.ACT10ECGF8.** Color the pictures and glue them onto colored construction paper. Show these pictures as you tell the Bible Adventure. Save the pictures for review in the next lesson.

**Map.** On the large wall map, place a picture of Peter in Jerusalem. Add a simple crown at Jerusalem to represent King Herod. King Herod put Peter in jail in Jerusalem.

**Prop.** Bring a heavy metal chain to show the way Peter was chained to the two guards. Put them in your Acts traveling suitcase. "In today's Bible Adventure, we will hear that Peter didn't have time to pack any clothes before he was sent to jail in Jerusalem."

**Mark and Mary's House.** Use your "Mark and Mary's House" that you set up for the Hook time. Have some of your classroom helpers crawl in the house and pretend to be some of the people praying for Peter during the Bible Adventure. Have them come out when they realize Peter is out of jail.

**“Whisper a Prayer” Poem.**

1. Whisper a prayer in the morning. (Whisper the first verse.)  
Whisper a prayer at noon. (Arm may be moved same as a clock.)  
Whisper a prayer in the evening  
To keep your heart in tune.
2. God answers prayer in the morning. (Say in a normal voice.)  
God answers prayer at noon. (Arm may be moved same as a clock.)  
God answers prayer in the evening,  
He'll keep your heart in tune.

***Bible Adventure for 2s & 3s***

**(Show the 2.ACT10ECGF1 picture.)** King Herod didn't believe in Jesus and, because he wanted to please Jewish leaders, he had his guards kill Apostle James with a sword. King Herod was a very cruel man.

**(Show the 2.ACT10ECGF2 picture.)** King Herod saw how it pleased the Jewish leaders when James was killed, so he had guards put Apostle Peter in jail. *(Tap temple of head.)* He said to himself, "I will have Peter killed, too."

**(Show the 2.ACT10ECGF3 picture.)** The people in Jesus' church family were sad when James died. They were sad about Peter being put in jail. Some of them got together to pray for Peter. They prayed, "Dear God, You are the only one who can help Peter get out of jail."

**(Show the 2.ACT10ECGF4 picture.)** Peter was not worried about what would happen to him. Peter slept with his wrists chained to soldiers in his jail cell. Peter was not afraid because he knew that God was stronger than chains.

**(Show the 2.ACT10ECGF5 picture.)** While Peter was sleeping, a bright light shone throughout the jail, and an angel stood by Peter. Peter didn't even wake up. *(Put your index finger to your mouth as though asking for silence.)* Even the guards did not notice because God didn't want them to see what was happening.

The angel tapped Peter and said *(speak in a whisper)*, "Quick, get up, put on your clothes, and follow me!" The heavy chains fell off Peter's wrists. Peter got up and dressed.

**(Show the 2.ACT10ECGF6 picture.)** Peter thought he was dreaming, but he obeyed the angel and followed him. The angel led Peter past the guards who didn't see him. When the angel came to the big jail gate that was locked, the gate opened all by itself! God opened the gate. God is stronger than a gate! God was answering the prayers of Peter's friends.

Suddenly, the angel disappeared and left Peter in the middle of the street. It was dark, and Peter hurried to Mark and Mary's house to tell the church family that he was out of jail.

**(Show the 2.ACT10ECGF7 picture.)** Peter knocked on the door *(knock on chair)*, and a servant girl named Rhoda came to answer the door. Peter said, "Open the door! It's Peter! I'm out of jail!"

Rhoda was so excited to hear Peter's voice that she forgot to open the door. She left Peter standing outside while she ran to tell the others. She squealed, "Peter is at the door! Hurry! Come see!"

Peter's friends said, "You're crazy! Peter can't be here! He's in jail!" *(Knock on your chair.)* Peter knocked on the door again and the people finally went to the door and opened it. Peter told them all about the angel that God had sent to lead him out of jail. Peter said, "Tell the rest of the apostles what has happened. I'm going to another place, a safe place where King Herod can't find me."

After Peter left, his friends in the church family bowed their heads and thanked God for sending the angel to keep Peter safe.

**Prayer.** Dear God, You are more powerful than chains and guards and gates. You took care of Peter, and I trust You to take care of me, too. In Jesus' name, Amen.

---

***Aim Questions for 2s & 3s***

1. **Who did King Herod put in jail and chain between two guards?** (Apostle Peter.)
  2. **Who appeared in the jail and walked out with Peter?** (An angel sent by God.)
  3. **What were Peter's friends doing while Peter was in jail?** (Praying.)
- 

***Bible Adventure for 4s & 5s***

**(Show the 2.ACT10ECGF1 picture.)** King Herod was part Jewish and part Gentile. He didn't believe in Jesus, and, because he wanted to please the Jewish leaders, he sent his guards to take James, the brother of John, to jail. *(Show your saddest face.)* King Herod's guards killed James with a sword. Isn't that sad? King Herod was a cruel man.

**(Show the 2.ACT10ECGF2 picture.)** King Herod saw how it pleased the Jewish leaders when James was killed, so he had guards put Peter in jail, too. He said to himself, "I will have Peter killed, too, but I will keep him in jail until after the Passover feast."

**(Show the 2.ACT10ECGF3 picture.)** The people in Jesus' church family were sad when James died. They were sad about Peter being put in jail. Some of them got together at Mark and his mother, Mary's, house to pray for Peter. They prayed, "Dear God, You are the only one who can help Peter in jail."

**(Show the 2.ACT10ECGF4 picture.)** Peter was not worried about what would happen to him because Jesus had told him that he would grow old. Peter knew that King Herod could not hurt him because God was stronger than sixteen strong guards.

Peter slept with his wrists chained to soldiers. *(Have one of the teachers put chains on your wrists.)* Peter was not afraid because he knew that God was stronger than chains.

**(Show the 2.ACT10ECGF5 picture.)** While Peter was sleeping, a bright light shone throughout the jail, and an angel stood by Peter. *(Draw on the page with a yellow marker to represent light filling the room.)* Peter didn't even wake up. *(Put your index finger to your mouth as though asking for silence.)* Even the guards did not notice because God didn't want them to see what was happening.

The angel tapped Peter and said, *(Speak in a whisper.)* "Quick, get up, put on your clothes, and follow me!" The heavy chains fell off Peter's wrists. *(Hold up your wrists, look at them, and move them around as though free.)* Peter got up and dressed. *(Pretend that you are putting on your clothes.)*

**(Show the 2.ACT10ECGF6 picture.)** Peter thought he was dreaming, but he obeyed the angel and followed him. The angel led Peter past the first guard, who didn't see him. He led Peter by the next guard, who didn't see him. When the angel came to the big jail gate that was locked, the gate opened all by itself! God opened the gate, and He didn't need a key. God is stronger than a gate!

Suddenly, the angel disappeared and left Peter in the middle of the street. It was dark and Peter hurried to Mark and his mother, Mary's, house to tell the church family that he was out of jail.

**(Show the 2.ACT10ECGF7 picture.)** Peter knocked on the door, and a servant girl named Rhoda came to answer the door. Peter said, "Open the door! It's Peter! I'm out of jail!"

Rhoda was so excited to hear Peter's voice that she forgot to open the door. She left Peter standing outside while she ran to tell the others. She squealed, "Peter is at the door! Hurry! Come see!"

Peter's friends said, "You're crazy! Peter can't be here! He's in jail!" (*Lower your voice and look around the circle at the children.*) Does it sound like the people who were praying for Peter really believed that God would lead Peter out of jail? It doesn't sound like it, does it?

(*Knock on your chair.*) Peter knocked on the door again and the people finally opened the door. They could hardly believe their eyes. Their mouths dropped open. (*Demonstrate.*) Peter was out of jail! How did he escape? Peter's friends had a thousand questions they wanted to ask him.

Peter motioned with his hand for them to be quiet. (*Stretch your arm out in front of you.*) Peter told them all about the angel that God had sent to lead him out of jail. Peter said, "Tell the rest of the apostles what has happened. I'm going to another place, a safe place where King Herod can't find me."

God is more powerful than King Herod! God is more powerful than sixteen guards and a strong gate. God is more powerful than strong chains. God can do anything! Peter's friends bowed their heads and thanked God for sending the angel to keep Peter safe.

**The story could end here, or, for older children, you may continue.**

The next day when King Herod found out that the guards had let Peter escape, he was so angry that he had all of the guards killed. All sixteen guards were killed because King Herod thought they hadn't done their job. They had let their prisoner escape!

(**Show the 2.ACT10ECGF8 picture.**) King Herod liked for people to think that he was like a god. King Herod sat upon a throne wearing his kingly robes and talked to the people. The people said, "The king has a voice of a god, not a man." Because King Herod wanted to be praised like a god, God sent an angel to strike him down. King Herod was eaten by worms and died. God always punishes sin.

God helps those who trust in Him and those who pray to Him. I want to be like Peter who trusted God and was not afraid. I want to be like Peter's friends who trusted God and prayed for him.

**Prayer.** Dear God, You are more powerful than chains and guards and gates. You took care of Peter, and I trust You to take care of me, too. In Jesus' name, Amen.

---

#### ***Aim Questions for 4s & 5s***

- 1. What did King Herod do to James and Peter?** (He killed James and put Peter in jail.)
  - 2. What did Peter's friends do while he was in jail?** (They got together at Mary's house and prayed for Peter.)
  - 3. How did God answer the prayer for Peter?** (God sent an angel to lead Peter out of jail.)
  - 4. (Optional) What happened to King Herod when he wanted to be praised like a god?** (God sent an angel to strike him down, and he died.)
-



## LOOK

**Aim Questions.** Make a chain of links with the Aim Questions written on some of the links. Have each child come up and break the end link to see if he has a question to be read by the teacher.

**Snack Idea.** Use angel cookie cutters to cut shapes out of thin slices of cheese. Serve on crackers or slices of bread.

**Transition Idea.** If your class made a long chain, get as many children as you can to hold onto it on both sides as you walk down the hall. Pretend to be chained together.

**Role Play Review.** Ask three children to lie down beside each other at one end of the room and tie their wrists together with string. Tie the string in such a way that it can easily be untied. The child in the middle is Peter. Ask the children to snore as though sleeping. Another child can shine a bright light on the “sleeping” children and untie the string. The angel can say, “Peter, get up and get dressed. Follow me.” Peter pretends to get dressed and follows the angel (across the room) to Mark and Mary’s house (sheet over a table) where he knocks on the door. One girl goes to the door, squeals, and tells the rest of the group that Peter is at the door. Then the children inside the house get up from their knees where they have been praying, go to the door, get out of the house, and jump up and down for joy. Repeat, assigning different roles to people.

**“God Answers Prayer” Booklet (2.ACT10ECGF11 and 2.ACT10ECGF12).**

Copy a GF11 page for each child and cut the two pictures apart. Fold a piece of colored construction paper in half and glue the picture of God’s people praying on the first page of what will become a two-page booklet. Glue the picture of the angel taking Peter out of jail on the inside page. Talk about how God answered prayer for Peter’s life to be spared. Glue a GF12 memory verse on one of the empty pages. Sing “God Answers Prayer” and the Acts 12:24 Memory Verse Song as the children “read” their booklets.

**Puzzle Bags (2.ACT10ECGF2, 2.ACT10ECGF3, 2.ACT10ECGF4, and**

**2.ACT10ECGF6).** Supplies: Reduce the pictures to half their size and copy each of the four pictures from the story for each child. Copy each picture on its own color of paper, using four different colors. Cut each picture into three pieces for two-year-olds. Cut four or more for older children. Now each picture is a simple puzzle. Put all twelve pieces into a paper bag. Make one puzzle bag for each child in your class. At the table, give each child a puzzle bag. Put the different puzzles together as a group at the table. The teacher can lead this and help out where needed. Start with putting together the first picture and going in consecutive order of the story. As you get each picture together, talk about what is happening in that picture. Go through all four pictures. For example:

1. Picture of Herod putting Peter in jail—red paper pieces
2. Picture of Peter’s friends praying—blue paper pieces
3. Picture of Peter sleeping between two guards—orange paper pieces
4. Picture of Peter knocking on the door—yellow paper pieces

**God's People Prayed Activity Page (2.ACT10ECGF3).** Have the children color the GF3 picture and then apply foam hands or hand stamps over the praying hands in the picture. Talk about praying to our all-powerful God about everything. "Did the church family think that God would keep Peter safe? Why do you think they were so surprised to see Peter at the door?"

**Review Mystery Box.** Tape or staple Bible Adventure pictures on a string and put them in a shoe box with an opening in the top big enough for everything to fit through when the string is pulled. Children take turns pulling one item out and telling how it relates to the Bible Adventure today. You could also place a GF12 memory verse occasionally along the string. The children who pull out the Bible get to say the memory verse with the children on either side of them. For reminders, use the praying hands picture, story pictures, angel cookie cutter or picture, picture of people praying, a door, chain, etc.

**Tape the Chains on Peter.** On butcher paper, draw a large figure of Peter. Blindfold a child and give him a piece of paper chain that has been previously made. Ask the child to tape it on Peter. Do they think Peter was chained there? Make sure everyone gets a turn.

**Who's That Angel?** Ask the children to look at their friends and try to say the names of everyone in the class. Then play a guessing game to see how well they notice who is here and who is missing. Ask the children to hide their eyes as you tap someone to put on a pretend angel robe so he is all covered up (use a sheet). As you put it over the child's head, say, "You can spread your arms like wings to make yourself like a big angel or stand on tiptoe and look like a tall angel or scrunch way down to look like a very little angel." To the class, say in rhyme form, "Open your eyes and what a surprise! Who is the angel before your eyes?" The children then guess who is under the sheet. Do this until everyone has had a turn to be hidden as the "angel."

**Prayer Discussion.** Provide a telephone for each table for discussion. Ask children to call their friends and talk to them. Some subjects might include: what they did yesterday, who their favorite cartoon character is, what they like to do at church, etc. Talk about God being our friend and that prayer is talking to God like we talk to a friend. We can talk to God about everything. Talk about times you as an adult have prayed to God and what you have said. Did you simply thank Him for His love? How has God answered your prayers? Talk about things we can thank God for and things we can ask of Him.

**Leaning on God in Prayer.** Ask a teacher (or student) to lean against a wall, placing both palms on the wall, and locking his elbows. Then have him place one foot forward and the other foot back so that it looks as if he is boldly holding up the wall. Next, ask a few members of the class to line up behind the first person and gently push against the shoulders of the person in front of them. "Can you budge the person pushing the wall?" No one should be able to move that person. When everyone has had a turn, talk about why the first person was so strong; they were supported by the wall. "What supports us when we are going through tough times? What can we do when we need support? God's Word is strong to help us. Praying to God is our support in tough times." You might talk about difficulties that the children and their families are experiencing now.

**Chained Together Race.** Have each child find a partner. Pretend to chain their two legs together by tying them with a strong strip of fabric. Talk about how it feels to be chained together. "What kind of power could ever separate two people who are chained together with guards? Only God has the power to do this." Let the teams compete with each other. Those who liked the activity or want to choose a different partner will go again. Others can watch while those people have a second turn.

**Tag a Prayer Partner.** Select a "tagger" from the children. Give him a hat to identify him. Tell the children that the only way they can be safe from the tagger is by kneeling to pray in a small circle group. There can be any number in these groups. On a signal, all the kids must run and try to find new prayer groups. If anyone is tagged while not in a circle, that person becomes the tagger and wears the hat. At the end of the game, ask who was never tagged. Encourage them by saying they were the fastest to get into prayer groups when they were being chased.

### **Songs.**

#### **Acts 12:24 Memory Verse Song (tune: "Seek Ye First").**

"But the word of the Lord continued to increase and spread." Acts twelve, twenty-four.

"But the word of the Lord continued to increase and spread." Acts twelve, twenty-four.

**Prayer (tune: "Frere Jacques")** from *Piggyback Songs in Praise of God* © 1986 Jean Warren.

Are you praying, are you praying  
Every day, every day?  
God our heavn'ly Father  
Listens to our prayers,  
And He cares! And He cares!

#### **The Apostles Song (tune: "A-B-C" song).**

*Because the Bible Adventure features Peter today, shout Peter's name as you sing his name. When you come to James' name (John's brother), don't sing but hum it because King Herod killed him. Talk about what a cruel king Herod was. Talk about how the apostles were brave and bold for continuing to preach the Good News about Jesus. Take a moment to thank God for the brave missionaries who are preaching about Jesus in other countries.*

Peter and Bartholomew  
They're disciples one and two.  
After them Philip and John  
Matthew, Thomas and Simon  
Then the Jameses—there are two  
Here is Judas and Andrew.  
Now at last, get this straight,  
Is Matthias, who came late.  
Jesus chose them, now you know.  
Will you follow Him also?

**Bible Adventure Review Song (tune: "Mulberry Bush").**

1. Peter went to preach God's Word, preach God's Word, preach God's Word.  
Peter went to preach God's Word, and then he went to jail.  
*(Hold hands open like a book and then move them down at your sides.)*
2. Peter was cha-ained to the guards, to the guards, to the guards.  
Peter was cha-ained to the guards, with no way to get out.  
*(Hold one hand around the other wrist, then switch hands.)*
3. Peter's friends were praying for him, praying for him, praying for him.  
Peter's friends were praying for him. God is powerful.  
*(Fold hands as if praying, then look up to God.)*
4. An angel came to take him out, take him out, take him out.  
An angel came to take him out in the middle of the night.  
*(Look up, surprised, with hands over eyes.)*
5. The angel said, "Come follow me, follow me, follow me."  
The angel said, "Come follow me. I will set you free."  
*(Make a motion with your hands to come with you.)*
6. Guards watched while the chains fell off, chains fell off, chains fell off.  
Guards watched while the chains fell off, but God kept them from seeing.  
*(Walk in place with arms swinging.)*
7. Peter knocked at Mary's door, Mary's door, Mary's door.  
Peter knocked at Mary's door to tell what God had done.  
*(Pretend to knock on a door, smile, and move your mouth as if talking.)*



**TOOK**

---


**Prayer Card (2.ACT10ECGF12 and 2.ACT10ECGF13).** "Do you remember what the disciples prayed for when Peter was put in jail? That's right, they prayed that God would take care of Peter in jail. God answered their prayers by sending an angel to help Peter escape from King Herod's jail. We want to pray to God about things in our lives, too, because He has power over everything. We can pray to God and ask Him to care for our mommies and daddies, for our sisters and brothers, for our teachers and friends, and for ourselves. Let's draw a picture of who we would like to pray for this week inside this prayer card and sing the 'Prayer' song to help remind us to pray every day." Let the children color a picture inside the card, or provide stickers, magazine pictures, etc., for them to place inside the card. Hopefully, their parents will be able to sing the prayer song with them also.

**Refrigerator Magnet Prayer Reminder (2.ACT10ECGF14).** Materials needed: GF14 praying child pattern, strip magnet, spring-type clothespin, index card, glue, marker. Help the children glue the child pattern on one flat side of the clothespin after it has been colored. Help the children remove the paper backing from small pieces of strip magnets and attach them to the back of the clothespin. Print "Pray For" on one end of the index card and show the children how to clip it in the clothespin. They can ask their parents to write names on the card for the family to pray for during the week. "Who prayed in our Bible Adventure today?" Review the Aim Questions. Remind the children that they can pray anytime to the all-powerful God who can help them.

**Praying Hands Necklace (2.ACT10ECGF12).** Trace around each child's hand on a folded piece of construction paper. Make sure that the thumb lies on the fold. Cut this out and have them draw a picture of their friend or family in the center between the hands. Tape a cutout of the GF12 memory verse on the other side. Tie a 28" length of yarn through a hole near the thumb. This is the child's necklace reminder to pray for his family or friend.

**Cards of Encouragement.** Fold a sheet of colored paper over three times widthwise. Have a variety of pictures of nature, people, cartoons, etc., for the children to choose to glue onto their cards. There can be three different scenes on this folded card. Have each child sign his name on the inside of the third fold. Have a couple of envelopes with names and addresses of some people in the church family who are not well enough to come to church. Tell who the people are and allow the children to choose which envelope they want to put their card in. At the end of the activity, be sure to pray for the people who will be receiving the cards. Mention the needs of each one and how they have faithfully served in the church family over the years.

**Preschool Page for Parents (2.ACT10ECPPP).** Send a page home with each child, encouraging parents to reinforce the Bible truths at home. Spend a few minutes before the children go home creatively reviewing the memory verse song.



Peter



Nathanael




Philip



John




Matthew




Thomas




Simon



James



James



Judas



Andrew



Matthias

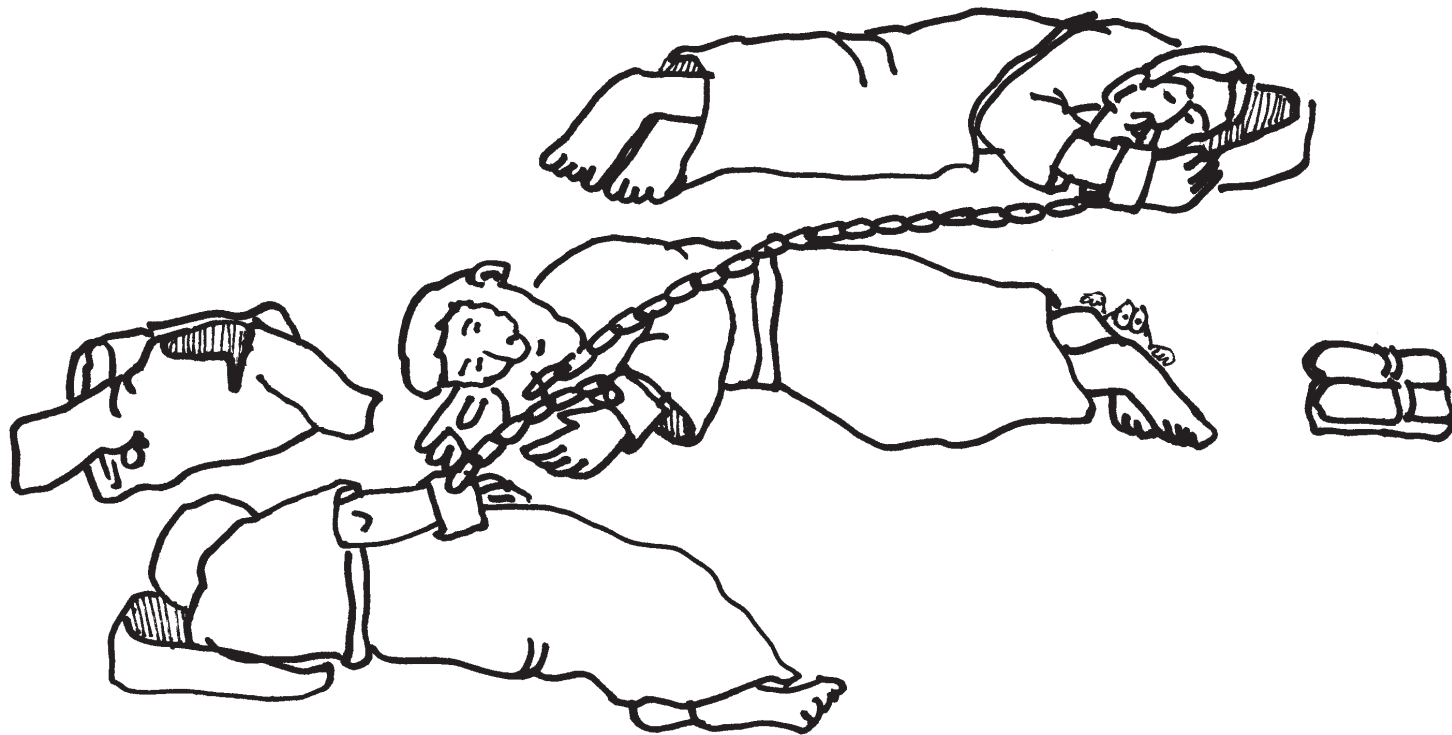
The apostles were being persecuted for their faith in Jesus. James was killed with a sword.




King Herod ordered the guard to put Peter in jail for preaching about Jesus.



Peter's friends from church got together to pray for Peter while he was in jail.



Peter was not afraid because he knew that God is stronger than chains.



The chains fell off when the angel told Peter to get up and follow him.



The angel led Peter past the strong guards through a strong gate to the street.



Peter went to the house of his friends who were praying and knocked on the door.



God punished King Herod for letting people praise him as though he were a god.



God does not  
show favoritism...

but accepts men  
from every nation...

who fear Him and  
do what is right.

Acts 10:34-35



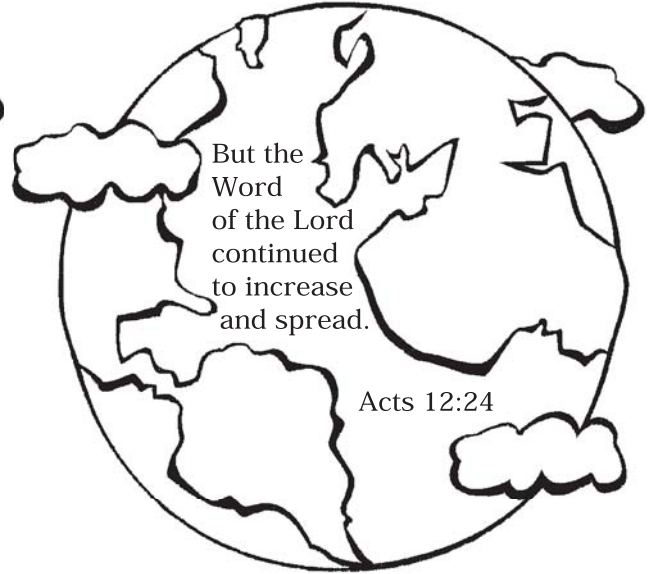
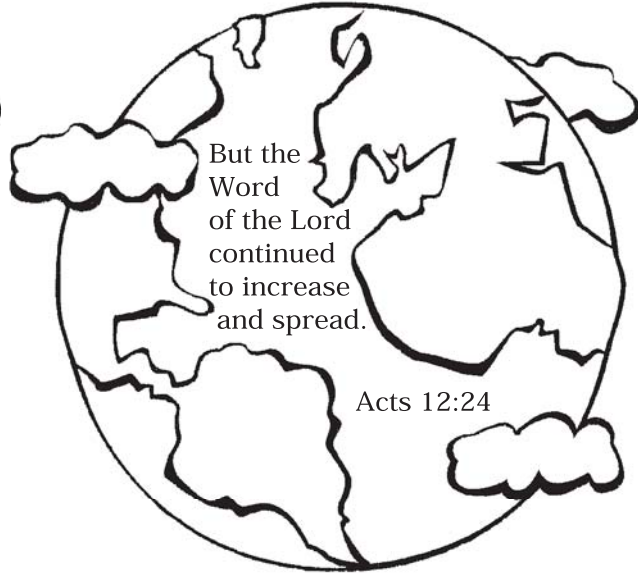
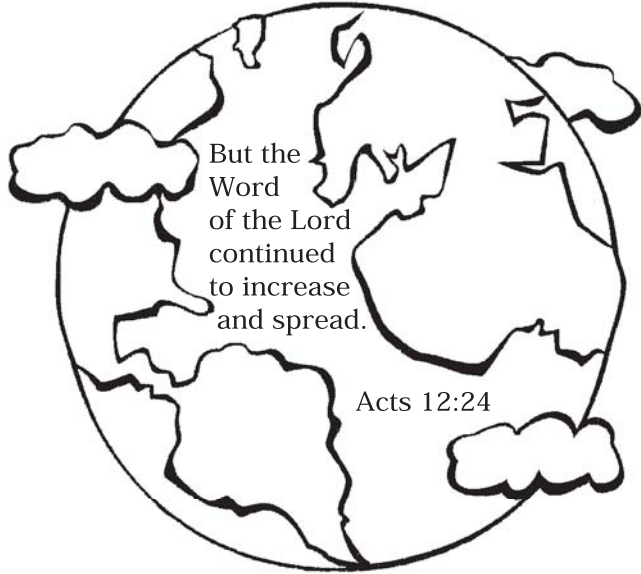
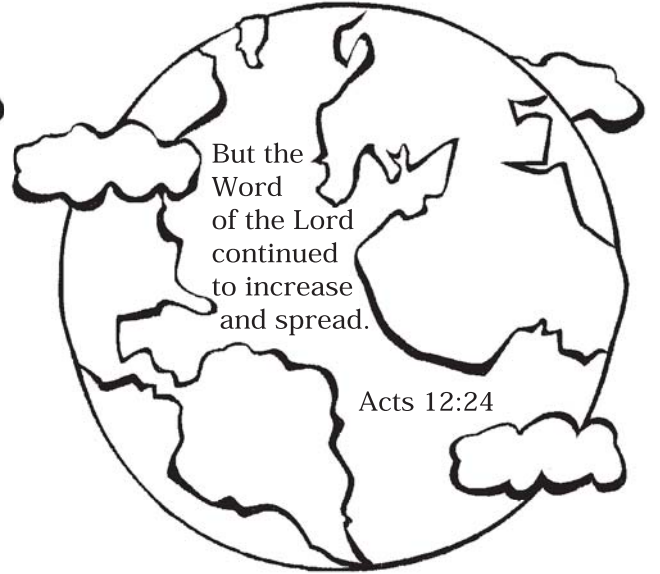
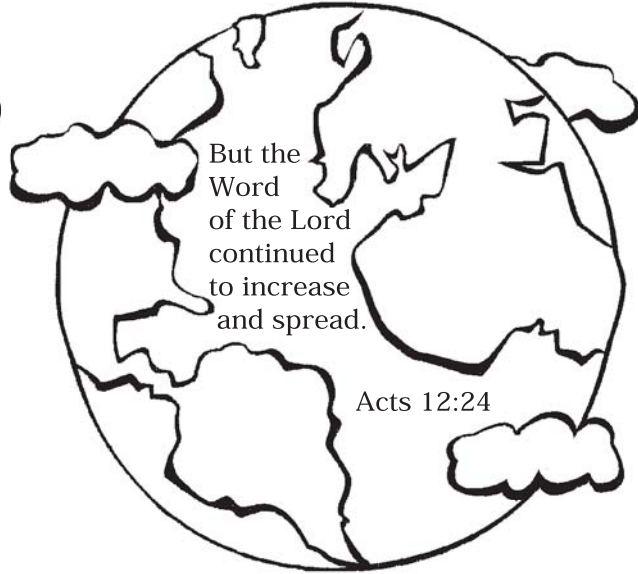
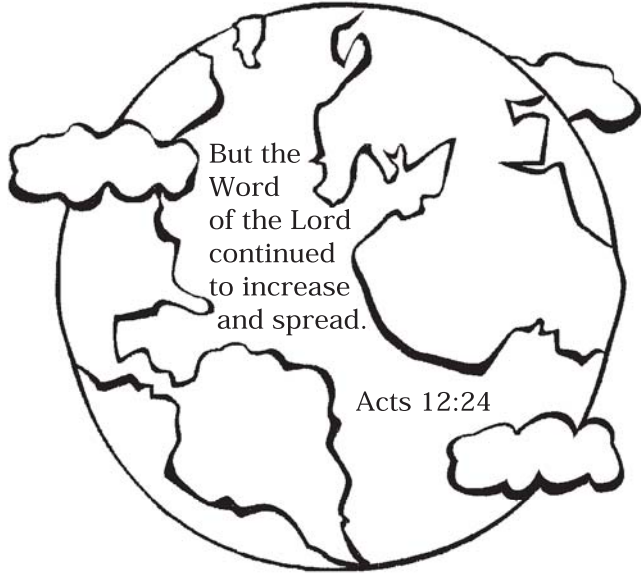
God's people prayed  
for Peter who was in jail.



God answered prayer!



An angel led Peter out of jail.





# Prayer

Sung to tune: "Frere Jacques"

Are you praying?  
Are you praying?  
Every day? Every day?  
God our heavenly Father  
Listens to our prayers  
And He cares!  
And He cares!



# Prayer

Sung to tune: "Frere Jacques"

Are you praying?  
Are you praying?  
Every day? Every day?  
God our heavenly Father  
Listens to our prayers  
And He cares!  
And He cares!



May 15, 2005

Acts Chapter 12:1-25--Not Even a King Can Stop God's Plan



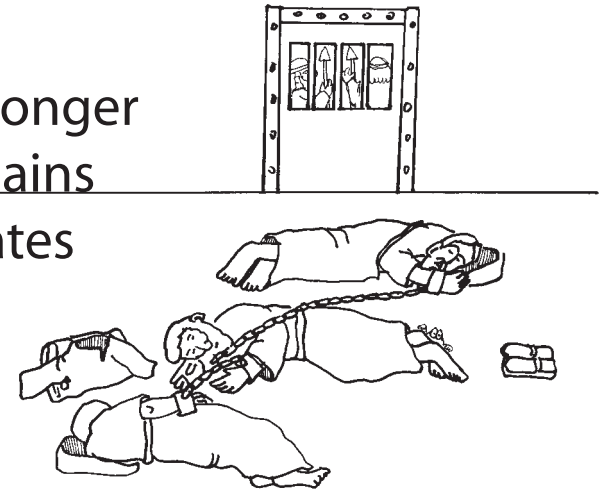
## This is what I learned today!

King Herod killed Apostle James and put Apostle Peter in jail, wanting to kill him, also. A group of people met at Mark and his mother, Mary's, house to pray for Peter. While Peter was in jail, an angel appeared at his side. The chains fell from Peter, and the angel led him past all of the guards and out of the jail. Even the locked iron gate opened for them. The angel left Peter on a city street, and Peter walked to Mary's house. Peter knocked on the door, and a girl named Rhoda was so excited to hear Peter's voice that she forgot to let Peter in! When Peter was finally let in, he told them all that had happened.

### Acts Memory Verse

But the Word of the Lord continued  
to increase and spread. Acts 12:24

God is stronger  
than chains  
and gates



Have your young child pretend to be Peter who is sleeping with his wrist or ankle "chained" to a "guard" (you). The chains can be made of a long strip of fabric, a dog chain, or string loosely wrapped around a wrist or ankle. When a flashlight shines on the child (like the light of an angel shone around Peter), his chains fall off, and he is led to Mary's house. Depending on the age of your child, the role play can be continued with Peter knocking on the door. Repeat this game, exchanging roles.

**Acts 12:24 Memory Verse Song**  
(tune: "Seek Ye First")

But the-e word of the Lord continued to  
Increase and spread. Acts twelve, twenty-four.  
But the-e word of the Lord continued to  
Increase and spread. Acts twelve, twenty-four.



Peter's friends prayed.

An angel led Peter  
out of jail while his  
friends were praying.

