

# ACTS CHAPTER 1

## The Apostles Wait for the Holy Spirit



# 1

February 27, 2005  
2.ACT01

### Lesson Goal

Students will understand how God is establishing His Kingdom through the Apostles and through us today.

### Lesson Objectives

Students will be able to:

- Tell the teacher about Jesus' appearances after He was raised from the dead.
- Explain why after Jesus ascended to heaven the Holy Spirit had to come.
- Explain what Jesus commanded the disciples to do after He ascended to heaven.

### Memory Verse

Acts 1:8 ~ *"But you will receive power when the Holy Spirit comes on you; and you will be My witnesses in Jerusalem, and in all Judea and Samaria, and to the ends of the earth."*

### Application

- Turn from your sin and follow Christ as your Lord and Savior.
- Tell your friends and neighbors about the good news of Jesus Christ.
- Praise God for His promised Holy Spirit.
- Pray for open doors to share the Gospel message.

# TEACHER PLANNING SHEET

## Prepare Your Heart

- Read and study through the passage meditatively.
- Prayerfully seek how God would have you personally apply this passage to your own life. Write these down.

---

---

---

## Prepare the Lesson

- Choose from the various ideas in the lesson plan.
- Write down an approximate time frame for each.
- List the materials needed.

## HOOK

Time

\_\_\_\_\_

\_\_\_\_\_

## BOOK

Time

\_\_\_\_\_

\_\_\_\_\_

## LOOK

Time

\_\_\_\_\_

\_\_\_\_\_

## TOOK

Time

\_\_\_\_\_

\_\_\_\_\_

Materials  
Needed:

---

---

---

---

---

---

---

---

---

---

# ACTS CHAPTER 1

## The Apostles Wait for the Holy Spirit



**1** 1st–3rd Grade  
February 27, 2005  
2.ACT01EL

### MEMORY VERSE



“But you will receive power when the Holy Spirit comes on you; and you will be My witnesses in Jerusalem, and in all Judea and Samaria, and to the ends of the earth.”

Acts 1:8



## SHOOK

**Christ Appears (Discussion).** Ask the students how many of the recorded appearances of Jesus after His resurrection they can remember. List these on the board. *(To Mary Magdalene at the tomb, Mark 16:9-11; to two travelers on the road to Emmaus, Luke 24:13-32; to Peter in Jerusalem, Luke 24:34; to ten disciples in the Upper Room, Luke 24:36-43; to the eleven disciples in the Upper Room, John 20:26-31; to seven disciples fishing on the Sea of Galilee, John 21:1-23; to the eleven disciples on the mountain in Galilee, Matthew 28:16-20; to more than 500, 1 Corinthians 15:3-8; at the Ascension on the Mt. of Olives, Luke 24:44-49.)* Tell the students that in today’s Bible lesson they will talk about what changes happened after the last time that the Apostle saw Jesus as He ascended into heaven.

**Eyewitnesses (Activity).** In this activity the teacher will take one student and a leader into the hall. While there the teacher will do something to the other leader that the student can witness, *i.e. Tape a sign that says “You are such a cool person!” on the leaders back.* After this is done tell the student that when he/she goes back into the room they are going to whisper what was done into the ear of one of their friends with the instructions to whisper it to someone else. Let this go on for about 8-12 people and then have the last person share what had been seen. It will surprise you how much it has changed. Tell the students that in today’s Bible adventure they are going to see the importance of why Jesus sent out eyewitnesses to tell about others about Him.

**Acts - The Sequel, Part 1 (Object Lesson/Discussion).** Bring some videos from your own library that have sequels *(Lord of the Rings, Aladdin, Left Behind, Beauty and the Beast, Star Wars, Toy Story, Mighty Ducks, etc.)*. Discuss what a sequel is, and ask the students if they can name the sequels of the movies you brought. Now read Luke 24:48-53. This is how the book of Luke ends. Ask the students the following questions:

1. Wouldn’t you like to hear more?
2. If Luke was still alive and you could ask him to write a sequel to his gospel, what would you like him to put in it?
3. What questions would you like him to answer?

Write these on the board. *(Examples: What happened to Peter? Did the disciples stay in the city as they were told or did they go back to fishing like they did before? Did the disciples ever understand why Jesus died? What about the Kingdom?)* Tell the students, “Well, guess what? Luke did write a sequel to his gospel! It’s called “The Acts of the Apostles” *(Acts for short)*. ...And guess what book we’re about to study?!” Some of our questions are answered in the very first chapter *(save these questions for TOOK time)*.

**Hurry Up and Wait (Activity).** Tell the students that you are going to get a treat (*snack*) for them and that they must wait, but don't tell them for how long. Leave the students long enough for them to have to occupy some time, but not long enough for things to get out of hand. While you are gone, have helper/teachers watch what the students do while you are gone. Have them take note of any positive or constructive activities. **DEBRIEF:** While the students are eating, tell them that they were kept waiting on purpose, and talk about what they did while you were gone. Just before Jesus went back to heaven, He told His disciples to stay in Jerusalem and wait for a gift His Father promised to send. What do you think they did while they were waiting? Did they use this time wisely? (*Do you know what the Gift was?*)

**Just the Facts (Demonstration).** The Scriptures are the original eyewitness accounts of those who saw the risen Christ. God preserved their testimonies for us in written form because otherwise they surely would have been lost. Demonstrate this by forming a five member panel of teachers, and use signs to identify them as follows:

Center: Eyewitness  
Left of Center: Spoken Account #1  
Far Left: Spoken Account #2  
Right of Center: Written Account #1  
Far Right: Written Account #2

1. Have all members of the panel except for the Eyewitness face the class. Inform the students that you are going to take the Eyewitness outside of the classroom, and show him a secret object.
2. Show a Bible to the Eyewitness. Have him write a detailed description of what he has seen without using the word "Bible" or "Scriptures" (*size, color, helps such as maps, concordance, commentary, etc.*). *Teachers: This can be done ahead of time or students may sing or work on something else during this time.*
3. When finished, have the Eyewitness return and hand the description of what he's written over to the panel member on his right - Written Account #1. Make sure no one else sees it.
4. Written Account #1 will then make a copy for the panel member to his right, Written Account #2, to read silently.
5. Eyewitness and Spoken Account #1 now leave the room. Eyewitness will then tell Spoken Account #1 what he has seen.
6. Eyewitness then returns to the room and sends Spoken Account #2 out of the room.
7. Spoken Account #1 will then relay what he has heard to Spoken Account #2, and both return to the room.
8. When all this has been done, line up the panel members as noted above, and have students quiz them to find out about the secret object. Questions should be directed to the panel members on the far right, Written Accounts #1 & #2, and far left, Spoken Accounts #1 & #2. The value of a written eyewitness should become obvious.

Finish by showing the "mystery object." Discuss the necessity of relying on Scripture as the source of truth.

This activity could also be a TOOK activity. Using this demonstration for review might suit your needs better than having it as an introduction activity.

**"It's What's on the Inside that Counts" (Object Lesson).** Bring two packages today, one brightly and colorfully wrapped, but with "undesirable objects" inside and one unattractively wrapped, but containing lollipops or other "desirable objects." Let the students choose which gift they would like to have, but make them wait to open it. You may want them to wait the whole morning to impress the point that the disciples had to wait in Jerusalem for the gift God would send them. You may want to let the students open the package right after the Bible Adventure. Let a student open the colorfully wrapped package. Take out objects, such as a dirty sock, a banana peel, an empty yogurt container, and a candy bar wrapper with no candy bar. Look surprised and disappointed. Things are not always as good as they look. Then open the unattractively wrapped package. Take out a big bag of lollipops or other surprises. Tell the students that it's not how we look on the outside that counts, but what we look like inside our hearts. The disciples looked fine on the outside but they needed God's power inside them before they could do what God asked them to do. Jesus told the disciples to wait for the most important gift in the world, the gift of the Holy Spirit. When God's Spirit comes inside us, He helps us be the kind of people He wants us to be. He helps us obey and tell other people about Jesus.



### *Presentation Ideas*

**Christ's Ascension (Illustration/Coloring Page).** Acts 1:7-11, **2.ACT01EL.GF1.**

**Apostles Selecting Judas' Replacement (Illustration/Coloring Page).** Acts 1:21-26, **2.ACT01EL.GF2.**

### *Bible Adventure for 1<sup>st</sup>-3<sup>rd</sup> grades*

"And they all lived happily ever after." How many times have you heard a story come to an end with those words? We've been following the story of Jesus, God's Son, in the book of Luke—His life, death, and finally His resurrection. Jesus conquering death should thrill our hearts and is the reason Christians today can live with hope. But sometimes we tend to think of that as the end of the story, the "happily ever after." In reality, God's establishment of His Kingdom continues on from there. Luke continues the account in the book of Acts.

**This New Testament Book is a record of the continuing work of Jesus on this earth, both personally and through the men He had trained.**

After Jesus' resurrection, He spent time with His followers, appearing to as many as 500 at one time, and giving undeniable evidence that He was indeed alive. Jesus' death had shaken these men to the core. They had heard Jesus say He would die, but when the reality of it hit them, they reacted in fear. They refused to believe that Jesus would conquer death. Even when the women who had first seen the empty tomb came to tell the disciples of His resurrection, they did not believe. Jesus appeared to them time and time again. **He was among them for forty days after He rose from the dead, showing Himself to them often, convincing their unbelieving hearts that it was all for real.** He was the Son of God, and He had won the battle with death itself! Jesus, knowing He was soon to leave the earth and return to heaven, was continuing to prepare His disciples for the work ahead. They needed to know that they could place their confidence in someone who had conquered death and that God would fulfill His promise of

a Kingdom to them. Can you imagine their excitement as it all began to sink in? Their Teacher, their Master, was Lord over life and death. They couldn't wait to get started spreading the Good News to whoever would listen. Like we often do, they were probably ready to run off in their own strength and power to get the job done! Jesus **cautioned them not to leave Jerusalem, but to wait for the gift God had promised, His own Holy Spirit.** Before He was crucified, Jesus had spoken to the Apostles about the Holy Spirit. "And I will ask the Father, and He will give you another Counselor to be with you forever—the Spirit of truth. The world cannot accept Him, because it neither sees Him nor knows Him. But you will know Him, for He lives with you and will be in you. But I tell you the truth: It is for your good that I am going away. Unless I go away, the Counselor will not come to you; but if I go, I will send Him to you," (John 14:16, 17; 16:7). Jesus was telling the Apostles that the promised Helper, the Holy Spirit, was soon to be given to them. What meaning did this have for these men? Our memory verse, Acts 1:8, tells us exactly what God had in mind. It says, "But you will receive power when the Holy Spirit has come upon you; and you will be My witnesses in Jerusalem, and in all Judea and Samaria, and to the ends of the earth." By the Holy Spirit's power, these men were to be witnesses for Jesus throughout the entire known world. They were not to go in their own strength because it would never be enough to accomplish the great things God wanted to do in and through them. They needed God's power to get the job done.

During the 40 days Jesus was among the Apostles, He continued to teach them about the Kingdom of God. Listening to this and then to the promise of the Holy Spirit to come, the men wondered if Jesus was telling them that the Kingdom was about to arrive. Jesus told them not to be concerned about when it would come but that they should rather give their attention to the work Jesus was leaving them to do. **They were to be His witnesses.** When we talk of witnessing in the Christian life, we usually mean to share about Jesus' love for people. But these Apostles were eyewitnesses of Jesus' life, death, burial and resurrection. **The Holy Spirit would give them the power they would need to tell others what they had witnessed.**

Immediately after Jesus told them about the coming of the Spirit, **He was taken up into heaven as** they watched, until a cloud hid Him from their sight. Two messengers from God told the Apostles that Jesus would one day return in exactly the same way He had left.

They all returned to Jerusalem and **met together often for prayer.** All the Apostles, with the exception of Judas the betrayer, were there, along with Jesus' mother Mary, His brothers, and a number of women. They waited patiently, as Jesus had instructed them to do. At one of the prayer gatherings, Peter discussed what Judas had done. Judas fulfilled Old Testament Scriptures in the book of Psalms. His betrayal was foretold in Psalm 55:12-15, his removal as an Apostle in Psalm 69:25 and his replacement in Psalm 109:8. There are also accounts of Judas' deeds in Zechariah 11:12 and Jeremiah 19:1, 4, 6, and 11. Peter now led the believers in the final fulfillment of prophecy about Jesus, **as they selected Judas' replacement,** reminding them all that this was part of God's plan.

To be an Apostle, **a man had to meet certain requirements.** He must have gone with the Apostles all the time that Jesus went in and out among them, starting with the baptism of John until the day Jesus was taken up to heaven. He also must have seen Jesus after His resurrection. There were two men who met

these requirements: Joseph, called Barsabbas, and Matthias. The Apostles prayed that God would help them choose the right man. **The lot fell to Matthias**, and he became the twelfth Apostle.

Now the number of Apostles was complete. These men had been given a job to do by Jesus. They were going to give testimony about a living Messiah who had conquered sin and death on the cross and in the tomb. They were sold out to the message and now were waiting for the power they would need to go. Everything was ready for the spread of the Good News.

Are you ready? The power the Holy Spirit gives to spread the Gospel to our world today belongs to every follower of Jesus Christ. It may not be demonstrated in the same way it was demonstrated in the Apostles' lives, but it is the Holy Spirit that gives us the boldness to share God's Word with others. It is He who does the work in men's hearts. But if you are not sold out as the Apostles were, you will only sit around waiting each week for the next event to come along to entertain you. May we have that same sense of excitement they had, remembering that our Savior blasted through the walls of death for us. He has work for you to do and more than enough power to help you do it. Do you believe it enough to step out and go?

---

**Aim Questions:**

- 1. How many days did Jesus spend with the Apostles after He raised from the dead?** *40*
  - 2. Where were the Apostle supposed to wait, and what were they waiting for?** *Jerusalem, The Holy Spirit*
  - 3. What happened to Judas and his money? How did the Apostles go about selecting Judas' replacement?** *He threw the money into the temple and went and hung himself. Acts 1:24-25, they prayed that God would show them.*
  - 4. What did Jesus mean when He told the Apostles that they would be His witnesses?** *They had seen all that Jesus had said and done. They were literally witnesses of His life and now they needed to share that with the world.*
  - 5. How can we be witnesses for Jesus today if we have never seen Jesus?** *Because we have His Holy Spirit living within us and we have His Word the Bible.*
- 



## LOOK

---

**A.C.T.S. 1 (Worksheet).** This acrostic for the book of Acts will be used throughout the lesson plans as a tool to learning and emphasizing the beginning and growth of the early Church. What were the Apostles doing or teaching? In what city were the Apostles? What trials/troubles were they having? What was the Holy Spirit doing?, **2.ACT01EL.GF3.** *Answers: A. Eleven Apostles watched and waited; C. City of Jerusalem; T. Choosing a replacement for Judas; S. The Spirit had not come yet.*

**Jesus Instructs His Apostles (Worksheet).** Acts 1:8. Have the students fill in the missing vowels to get the instructions Jesus gave the Apostles. They were to do this after they received the power of the Holy Spirit, **2.ACT01EL.GF4**.

**Person, Place or Thing (Memory Verse Exercise).** Read through the verse from **2.ACT01EL.GF5 Pg. 1** (verse with "aerial" map). Read the verse a few times to the students, and discuss the places mentioned. Then write the verse on the board. Ask the students to cross out the nouns by categories starting with "Person" (*Holy Spirit, this will emphasize that the Holy Spirit is a person and witnesses*). Next, cross out "Place" nouns (*Jerusalem, Judea, Samaria, and earth*). Finally, cross out "Thing" nouns (*power, ends*). After each deletion of categories, read the verse, filling in from memory the words that have been erased. **Option:** Use the map, **2.ACT01EL.GF5 Pg. 2**, as an overhead. With a dry marker, write the verse across the map. Wipe off the "Person, Place or Thing" categories as explained above.

**Acts 1:8 Maze (Worksheet).** Have the students start in the center of the circular maze (*labeled "Jerusalem"*). Find the way through Samaria, Judea and to the ends of the earth, **2.ACT01EL.GF6**.

**His Life after Death (Worksheet).** Tell the students that the Apostles were eyewitnesses to the fact that Jesus rose from the dead. How much evidence did Jesus provide for these witnesses that He was alive? What did Jesus do with His time after the resurrection? Divide class into small groups. Cut apart **2.ACT01EL.GF7**, and have each student or team work on one passage. Let each one share their answers with the rest of the group.

**Aim Questions (Worksheet).** Have the students answer the Aim Questions about today's Bible Adventure, **2.ACT01EL.GF8**.



## HOOK

---

**Acts - The Sequel, Part 2 (Discussion).** Refer to the questions written during HOOK time. Ask the students, "What did we learn in our lesson today that begins to answer some of these questions?"

**Gift Box (Craft).** Students will make a gift box. There are two variations to this craft. The Apostles were to stay in Jerusalem and wait for the Gift the Father promised. The Holy Spirit was a gift from God.

**Variation 1 – 2.ACT01EL.GF9 Pg. 1**—Follow instructions on GF.

**Variation 2 – 2.ACT01EL.GF9 Pg. 2 Origami Box:** For this craft, students will need 2 square pieces of paper or light weight greeting card. Cut the square that will be the bottom of the box about  $\frac{1}{4}$ " smaller on 2 perpendicular sides. Follow the folding instructions as illustrated on the GF for both the bottom and top of the box. Repeat instructions 3 & 4 for each corner. The dotted lines in instruction 6 become the pleats that will form the corners of the box. Fold the left and right corners into the center as shown in instruction 7. Then fold the two sides straight up as shown by the dotted line in instruction 7. Push the pleats in with your thumb to form the corner of the box. Lift up the flap and fold it over the box. Repeat with other side. There is a sample in the resource room.

**Spread the Word (Game).** This game has two variations depending on the size of your class.

**Variation 1** for the large class: Divide the classroom (*or game area*) down the middle, and divide the students into two groups. Spread the teams out in their areas. Choose one student in each group to start - with his hand raised. All other students must wait to be touched. At the "go" command, the first student will touch another. As soon as the other student is touched, he will raise one of his hands and move freely to touch other students. All students may move (*with one hand raised*) and help touch other students as soon as they are touched. When all students on one team have hands raised, this team wins. This game will go very fast so it can be repeated several times.

**Variation 2** for the small class: You will need a stop watch or timer for this variation. Choose one student in each group to start—with his hand raised. All other students must wait to be touched. At the "go" command, start the stop watch or timer, and the first student with his hand raised will touch another student. As soon as the other student is touched, he will raise one of his hands and move freely to touch other students. All students may move (*with one hand raised*) and help touch other students as soon as they are touched. When all students have their hands raised stop the timer. Repeat this game several times to see if you can beat the previous time.

**Debrief:** Discuss how this game illustrates the way the Gospel was to be spread - starting in Jerusalem. Now try this variation of the game for contrast: Choose one student to begin as before. This time, though, have him touch all other members of his team or class by himself. When they are touched, they raise hands, but remain still. What if Jesus continued to spread the Kingdom by Himself? What if He never sent the Holy Spirit to empower the Apostles and other believers to spread the Word?

***This workbook is not available at this time for Faith Bible Church teachers. If you have any questions or need information on this, please ask the curriculum coordinator for EL/JR.***

**A.C.T.S. Action Cards (Workbook).** Sports cards are the craze. Children use them to memorize the significant statistics of their favorite players. To help students recall the main events of Acts, we have designed some "action cards." Using the letters "A.C.T.S.," students can remember four significant stats about each section we will be studying. The letter "A" is for which Apostle or Apostle appointee is represented as the main character. "C" tells us which city they are in as we watch the Gospel spread throughout the world. "T" tells us of the troubles or trials that the early Church was encountering. "S" reminds us what the Holy Spirit was doing. Following is an example from Acts chapter one:

- A. Eleven Apostles watched and waited. (*They watched Jesus ascend and waited for the Spirit to come.*)
- C. In the city of Jerusalem.
- T. Choosing a replacement for Judas.
- S. The Spirit had not come yet.

Each card has a memory verse as well as an illustration that depicts the events of the passage. These workbooks will be used in the Sunday morning. They are available for distribution at the Children's Ministry Table. Teachers, please be creative in giving incentives to keep them motivated. A chart showing their progress would be helpful. Students who complete the entire series of books will be rewarded a pocket New Testament.

## SUGGESTED SONGS

---

### **You Shall Be My Witnesses *(Song)*.**

You will receive power  
When the Holy Ghost shall come upon you  
And you shall be my witnesses  
And you shall be my witnesses  
Unto the ends, unto the ends of the earth,  
Unto the ends of the earth.

Jerusalem (echo), Judea (echo), Samaria  
And to the ends of the earth.  
Jerusalem (echo), Judea (echo), Samaria  
And to the ends of the earth.

# Christ's Ascension



# Apostles Selecting Judas' Replacement



# A. C. T. S.

## 1

**A**postles – Which Apostles are mentioned in Acts 1, and what were they doing?

**C**ity – In what city were the Apostles?

**T**rials/troubles – What were the Apostles doing and/or waiting for?

**S**pirit – What was the purpose of the Holy Spirit in Acts 1?

“But you will receive power when the Holy Spirit comes on you; and you will be My witnesses in Jerusalem, and in all Judea and Samaria, and to the ends of the earth.”

Acts 1:8

# Acts 1

## Jesus Instructs His Apostles



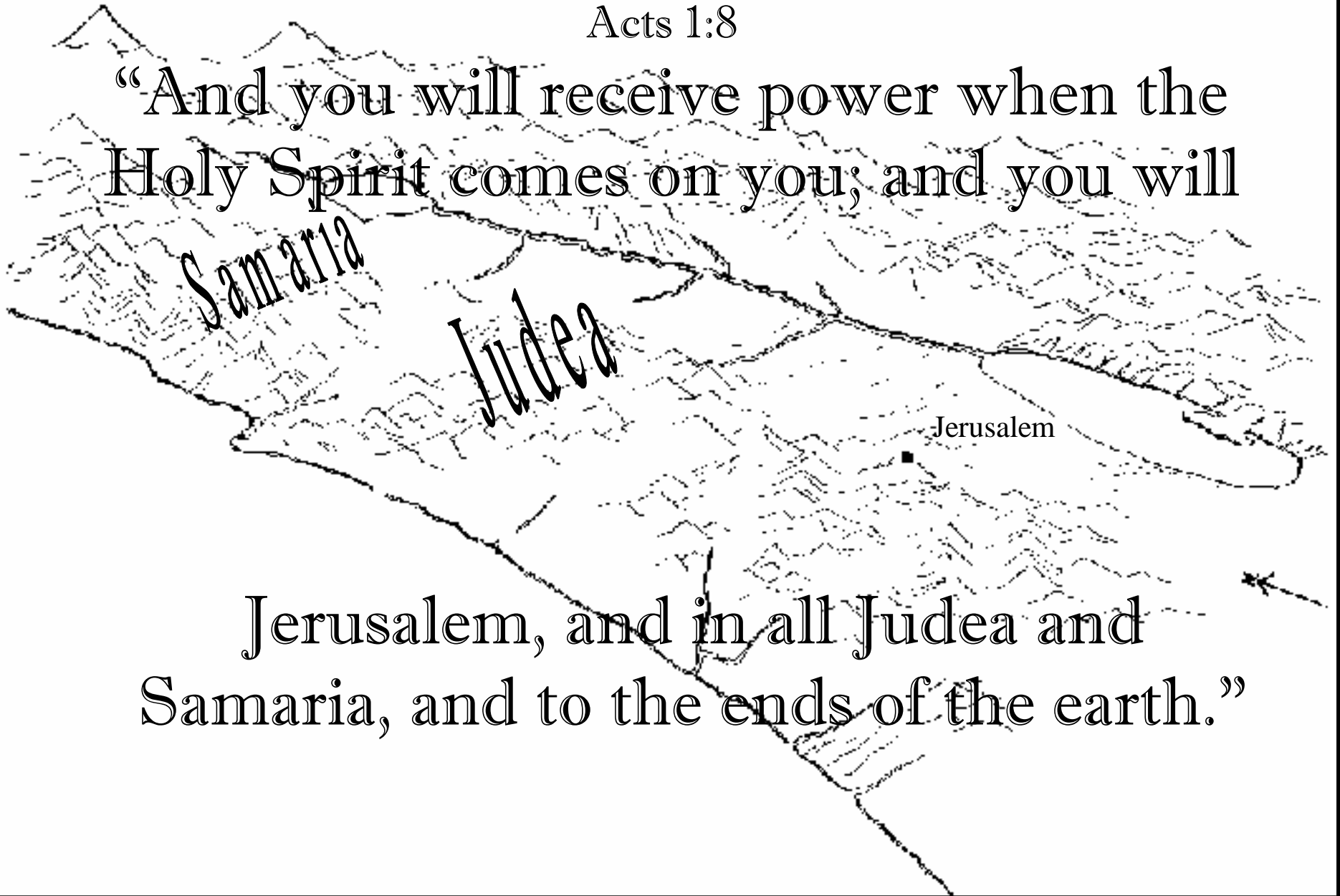
Acts 1:8

Fill in the missing vowels to get the instructions Jesus gave to the Apostles when asked if He was going to restore the Kingdom to Israel at this time.

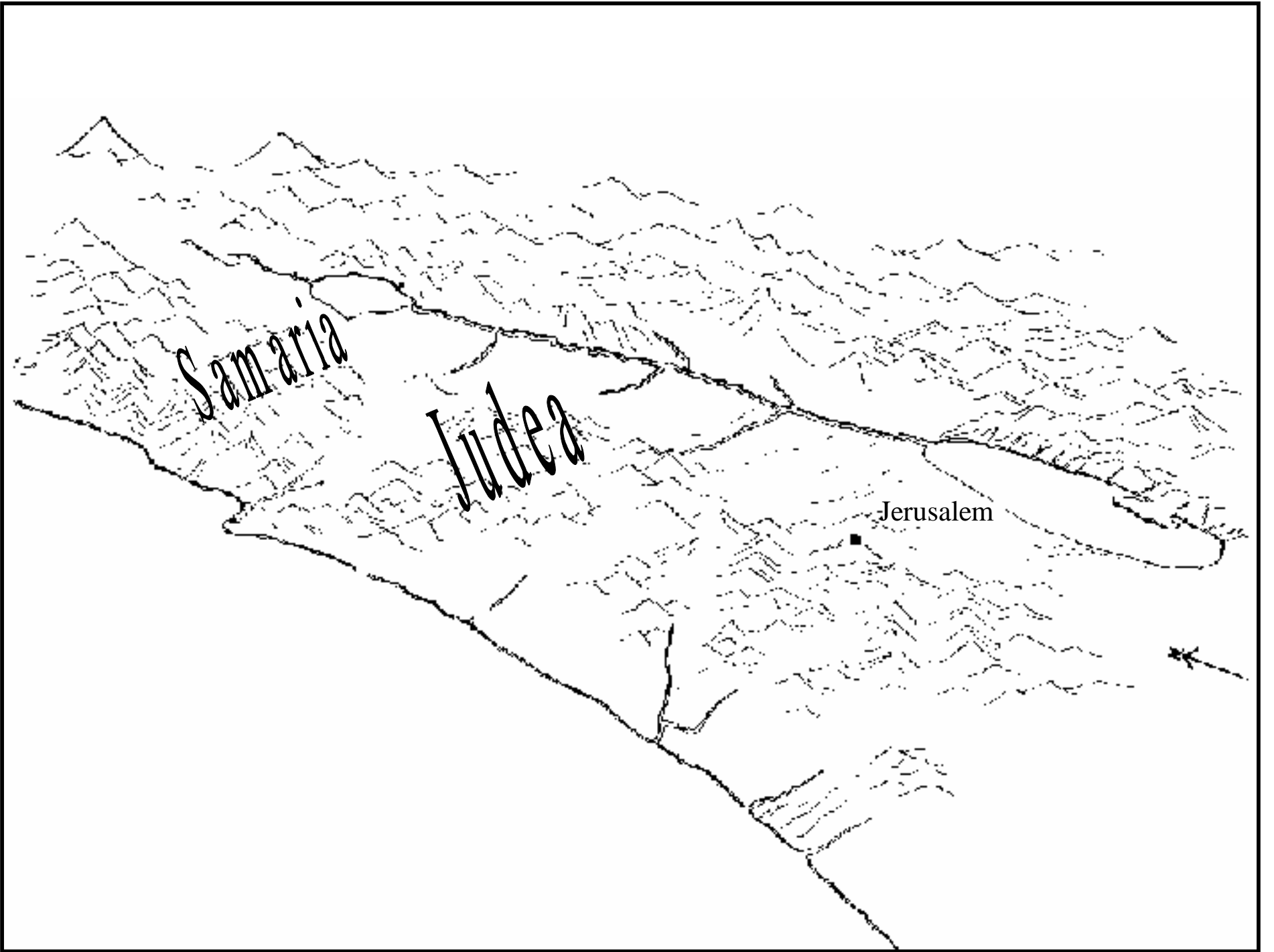
# Person, Place or Thing

Acts 1:8

“And you will receive power when the Holy Spirit comes on you; and you will

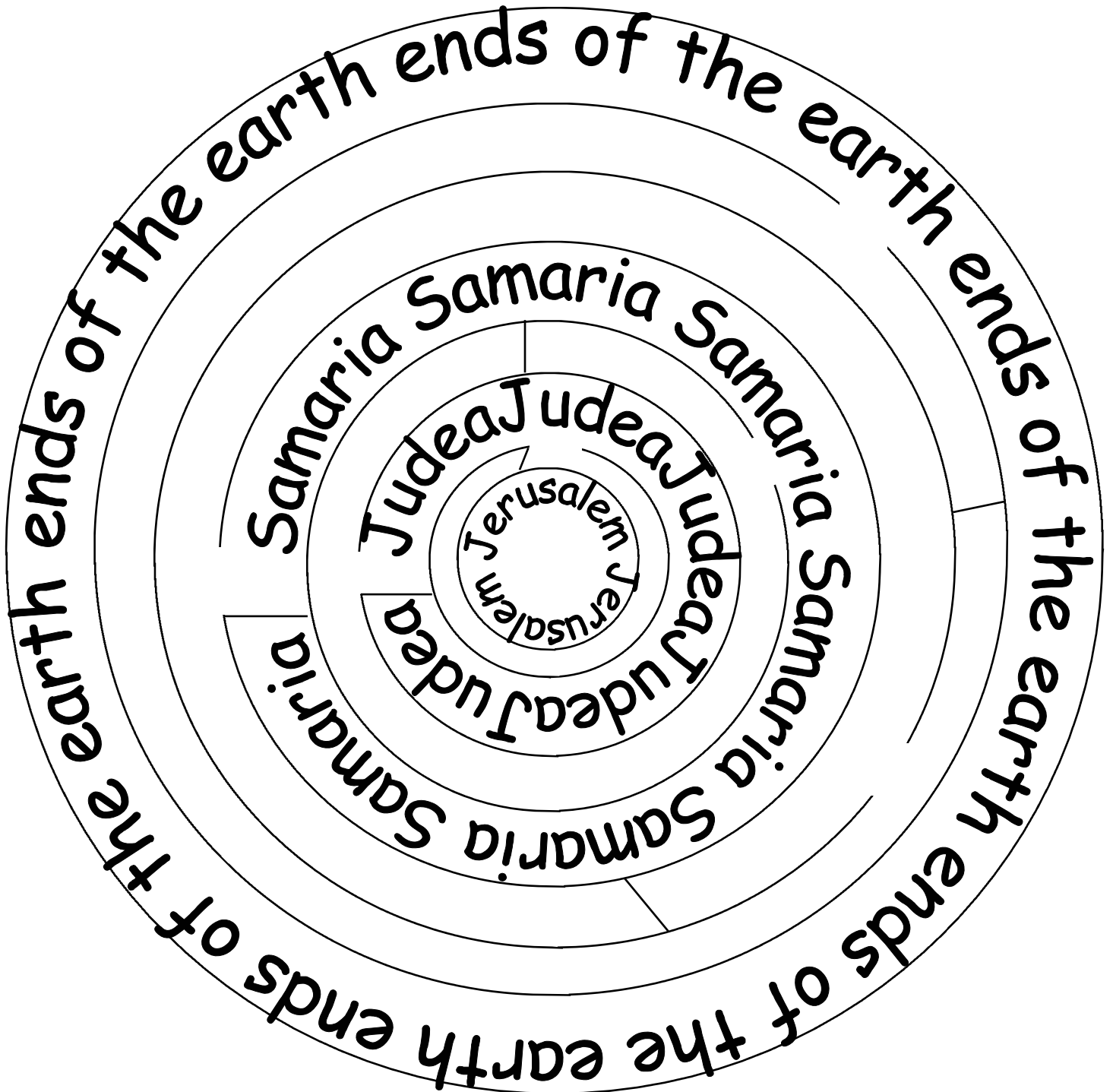


Jerusalem, and in all Judea and Samaria, and to the ends of the earth.”



# Acts 1:8

"But you will receive power when the Holy Spirit comes on you; and you will be My witnesses in Jerusalem, and in all Judea and Samaria, and to the ends of the earth."



# His Life After Death

Acts 1:3-9

How long was Jesus on earth after His resurrection? (1:3)

What did Jesus talk about? (1:3)

What job did Jesus give the disciples? (1:8)

What help did Jesus promise to do this task? (1:8)

How did Jesus leave earth? (1:9)

I Corinthians 15:5-8

To which disciple did Jesus appear first? (15:5)

To whom did Jesus appear last? (15:8)

What was the greatest number of people at the same time to see Jesus alive? (15:6)

Luke 24:13-51

What did Jesus explain to the two men on the road to Emmaus? (24:27)

What did Jesus do at the table? (24:30)

What superhuman act did Jesus perform as the two men recognized Him? (24:31)

What did Jesus ask the disciples to do to help them believe that He was really alive? (24:39)

How else did Jesus prove He was real? (24:42,43)

John 20:19 - 21:23

Who recognized Jesus when He said her name? (20:16)

What surprising thing happened when the disciples were together in a locked room? (20:19)

What proof did Thomas say he needed? (20:25)

When Thomas finally saw Jesus, what did he say? (20:28)

What previous miracle did Jesus repeat? (21:6)

What command did Jesus give Peter? (21:15,16,17)

# Aim Questions

Answer the following questions about today's Bible Adventure.

1. How many days did Jesus spend with the Apostles after He raised from the dead?
2. Where were the Apostle supposed to wait, and what were they waiting for?
3. What happened to Judas and his money? How did the Apostles go about selecting Judas' replacement?
4. What did Jesus mean when He told the Apostles that they would be His witnesses?
5. How can we be witnesses for Jesus today if we have never seen Jesus?

*Jesus commanded the Apostles to share with the world who He was and what He had done. The same command applies to those who believe today. Do you share what Christ has done for you?*

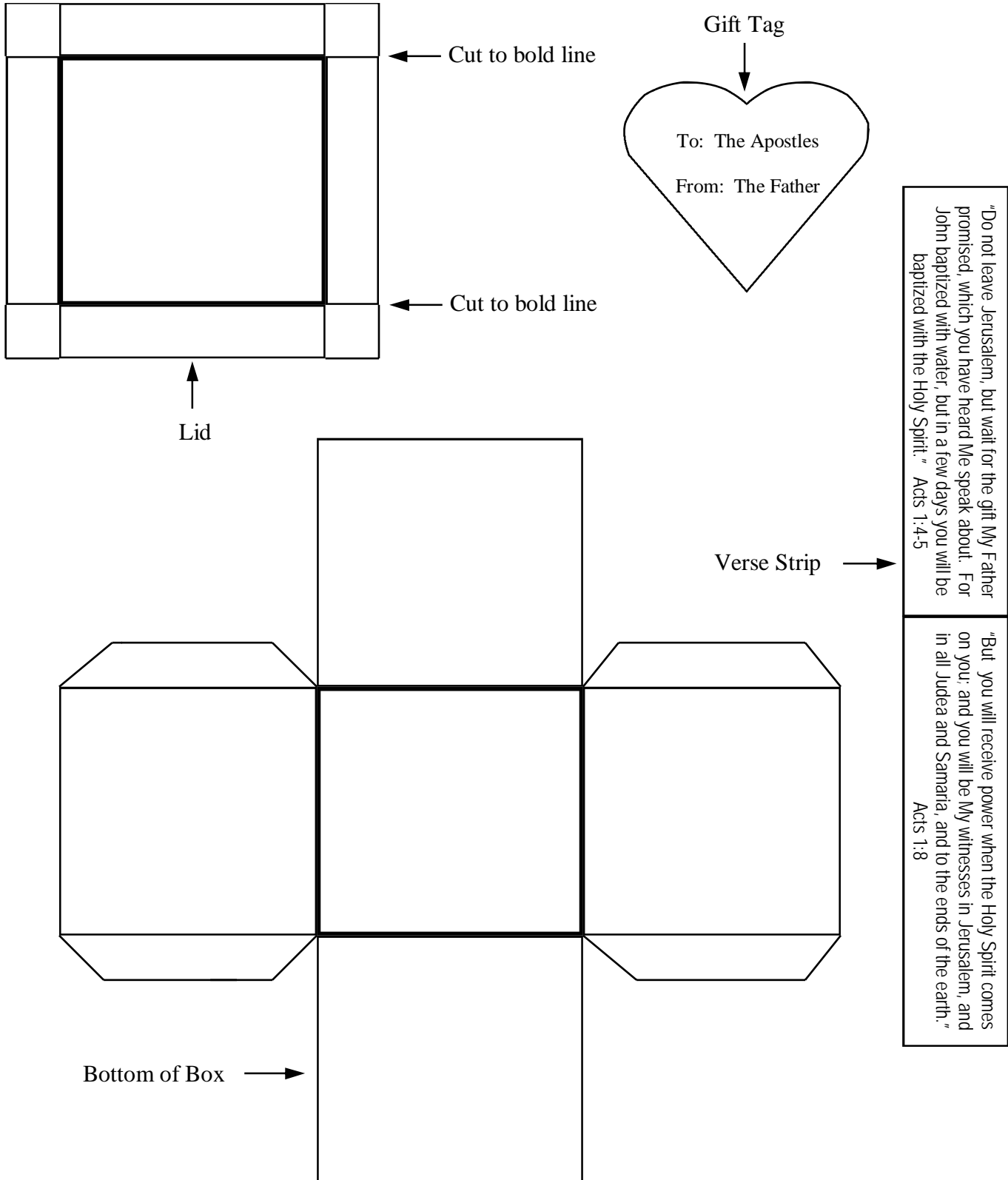
## **Acts Chapter 1**

*"But you will receive power when the Holy Spirit comes on you; and you will be My witnesses in Jerusalem, and in all Judea and Samaria, and to the ends of the earth."  
Acts 1:8*

# Gift Box

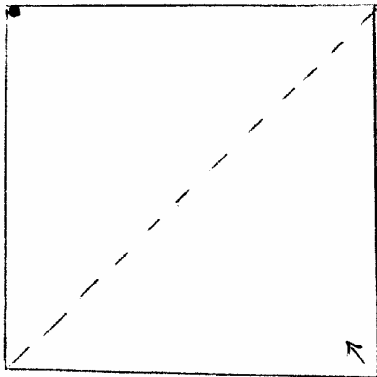
Cut out all shapes on outer lines. Fold bottom of box on all other lines, making sure to fold to inside. Overlap edges and glue. Cut lid on marks to bold lines on all sides. Fold to inside. Overlap and glue. Attach string to inside of lid with tape. Fold verse strip in half at line. Thread string from inside of lid through loop of verse strip. Glue or tape verse strip back to back. Attach end of string to bottom of box. Attach gift tag to top of gift box.

What was the gift that the Father promised the Apostles?

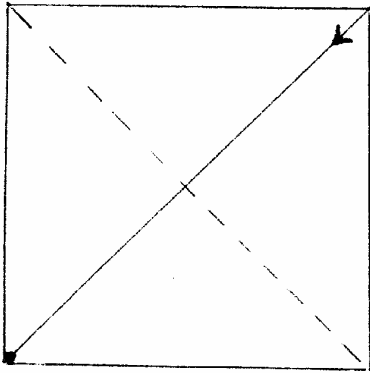


# Origami Box

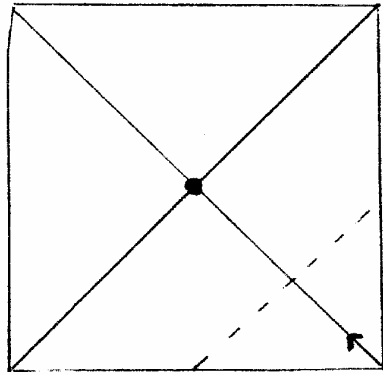
1.



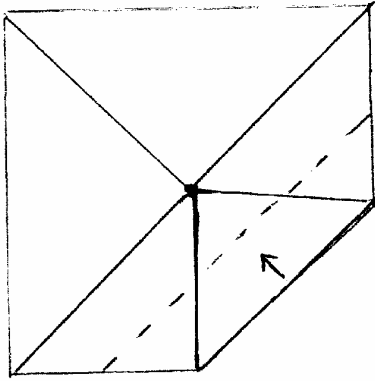
2.



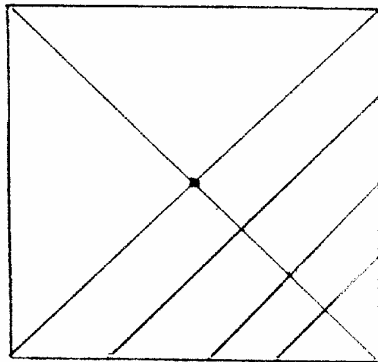
3. (4x)



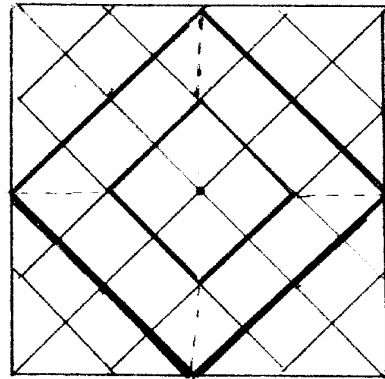
4. (4x)



5.



6.



7. (2x)

