

Materials I Need:

Key for symbols:

- This symbol represents ideas that can be used for two-year-olds through kindergarten. Please remember to slow way down for two-year-olds and keep the pace moving for five-year-olds.
- ② This symbol represents ideas that can be used for two- and three-year-olds.
- ④ This symbol represents ideas that are best used for four-year-olds through kindergarten.

Memory Verse:

2 Timothy 1:8: So do not be ashamed to testify about our Lord, or ashamed of me His prisoner.

Hook:

- Teacher Tip:** Take a group picture of your class, including the leaders and helpers. If time and money allow, also take individual pictures of the children. Pictures can then be on hand to send to missionaries or put up on a picture board in the classroom. Add more pictures throughout the year, especially as new students arrive.
- "Teacher for a Day!" Center:** Provide a chalk board or white board and chalk or markers. The children can pretend to write on the board and read what they wrote. You could also use a cookie sheet and magnetic letters of the alphabet to write a message. "In today's Bible Adventure, Paul tells Timothy to teach other people to obey God's Word. Let's spell some words from today's story on the board." The leader can spell out God, Jesus, Paul, Timothy, and Bible. These words can be traced over with chalk on the chalkboard or copied with the alphabet letters.
- "Paul in Chains" Center:** Tack a full-sized adult outline of Paul on the wall. Provide strips of paper and glue to construct long chains by looping the sections together. Tack the chains to Paul between his wrists, between his legs, around his waist and to an object in the room. "Paul wore heavy chains on his body while he was in prison, but the gospel message was not in chains. Paul kept on preaching the good news about Jesus even from his prison cell."
- "Paul Suffered" Center:** Cut out pictures of foods and toys. Set out two containers into which the pictures will fit and show the children which container will hold the toy pictures and which will hold the food pictures. Hold up a picture for all to see. Ask if it is a toy or a food. As the children answer, put the picture into the correct container. Ask if they think that Paul had this in prison or if the classroom missionary has that item. Continue until all the pictures have been sorted. "We have a wide choice of food and toys and close families who love us. Paul had little food, no toys and no family around him. Paul suffered to tell others of Jesus. Our missionaries don't have the choice of foods we have, and they are far from their families. They go without these things. This is a form of suffering they are glad to do so they can teach God's Word to others." A third sorting category may be included for the older children such as family member pictures, flowers, animals, etc.
- Children's Bible Story:** A better Bible story example of listening to a deceiver would be Eve in the Garden of Eden. It's less confusing than the Jannes and Jambres illustration given in the passage. Bring a picture book story of Eve's deception and talk about what the serpent told Eve that was not true.

-
- Picture Bible Story Book Center:** Provide several picture Bible story books and a picture Bible for the children to look at and discuss. Identify people and places in the pictures. "In today's Bible Adventure, Paul tells Timothy that the Scriptures will make Timothy wise and strong in godliness. Our Bible is like the Scriptures that Timothy was reading. His book didn't look like our Bibles, but some of the same words were written down. The Bible is also known as God's Word."
 - Deceivers are Selfish People: (2TIM03ECGF2 and 2TIM03ECGF7)** Provide a GF2 picture for each child, two GF7 red hearts (copy GF7 page on red paper), tape, and markers or crayons. "Today's Bible Adventure story is about deceivers in the church. Deceivers are people who lie about God. They talk about God, but the things they say don't lead others to a life of godliness. They are selfish people. Paul told Timothy to stay away from them. Here is a picture of people who think more of themselves than of God. They are not trying to please God. Let's tape two red hearts over the sad-face hearts to show they try pretend to have good hearts, but really have selfish hearts underneath."
 - Slinky, Slimy, Rubber Snakes:** Bring to class several types and sizes of rubber snakes for the children to study and handle. (These are usually available at the local dollar store.) "In today's Bible Adventure, Paul reminds Timothy about the story of Jannes and Jambres, two men who were deceivers. Moses and Aaron, his brother, showed God's power when they threw their staff or stick on the ground and it turned into a snake in front of the Pharaoh in Egypt. The power for that to happen came from God because Moses and Aaron loved God. Jannes and Jambres wanted power for themselves. They threw their staff on the ground and it also turned into a snake, but Aaron's snake ate it up showing God was more powerful than the deceivers." (These snakes could also be used to illustrate Eve's deception by a serpent in the Garden of Eden.)
 - Play Dough Fun:** Set up a table with play dough, cookie cutters, cutting utensils, etc., and have the children form the letters of the words "Bible" and "God." While they are playing with the dough, talk about how every word that God has written in the Bible is true. The Bible tells us what is right.
 - ④ **Children's Bible Story:** Bring a simple Children's Bible with pictures and read the story of Moses and the ten plagues to the children. This will remind the children of the story if you plan to tell the part about Jannes and Jambres in the Bible Adventure. If you are not going to include those paragraphs of the Bible Adventure, then leave out this **Hook** idea.



Book:

Presentation Ideas -

- Color the **2TIM03ECGF1, 2TIM03ECGF2, 2TIM03ECGF3, 2TIM03ECGF4, 2TIM03ECGF5, and 2TIM03ECGF6** pictures and glue them onto colored construction paper. Show these pictures as you tell the Bible Adventure. Save them for review in future 2 Timothy lessons.
- "Endurance in Ministry" Prison Board:** Add the **2TIM03ECGF1** picture to Paul's prison cell and remind the children that Paul had "endurance in ministry" because he loved God's words in the Scriptures and kept reading them. This week we will learn that Paul told Timothy to keep reading the Scriptures to be wise and to be strong in godliness.
- Role Play:** Choose two leaders to start to "tell" the Bible Adventure story. One carries his Bible up front and explains it is the true Word of God. The second leader says he wants to tell the Bible Adventure story from what he thinks and believes (holding no Bible). Have the leaders discuss the Bible versus personal feelings about God (pointing thumb at himself and saying "I think"). The discussion would end with the Bible being the final authority. The second leader could have a heart taped to his chest; and before he leaves the front of the class, he could lift it to show a sad face picture. The teacher could explain that the second leader was a deceiver who wanted to talk about God based on his own feelings and not on God's Word. Explain that only the Bible is true and useful for teaching. Tell the Bible Adventure story holding an open Bible.

"Good Things to Eat" Finger Play:

Will you have a cookie, (Form circle with thumb and forefinger)
Or a piece of pie, (Form triangle)
Or a striped candy stick? (Hold one finger up straight)
Well, so will I. (Open mouth as though taking a bite)

Want to know God's truth, (Shrug shoulders)
How Jesus had to die, (Hang head)
How God had His Word written? (Hands form open book)
Well, so do I. (Point to self with thumb)

Bible Adventure for 2's & 3's-

(Show the 2TIM03ECGF1 picture.) Timothy studied the Scriptures to become wise and strong in godliness. He knew every word of God was true and useful for teaching. God had the Bible written down so people would know what was true. Timothy wanted to obey God's Word and then teach other people to obey it.

(Show the 2TIM03ECGF3 picture.) Paul told Timothy in his letter that some men were deceivers. They lied to people about God. They didn't want others to live a life of godliness. These men were selfish. Paul told Timothy to stay away from them. A deceiver loves himself more than God. He loves to brag about himself. He loves to spend money on himself. He may go to church and pretend like he loves God, but he really only loves himself.

(Show the 2TIM03ECGF4 picture.) A deceiver has an ungrateful and unthankful attitude. (Point to the food on the plate.) He complains about what he doesn't have and always wants more. This kind of person gets angry at people who hurt him and will not forgive them when they say they are sorry. Paul wanted Timothy to stay away from deceivers and not listen to what they said about God. Timothy was to teach the people in his church not to listen to them either.

(Show the 2TIM03ECGF6 picture.) A person who wants to be wise in God's ways will read or listen to the Bible every day. Every word that God has written in the Bible is true and helpful to us. The Bible will tell us what is wrong so we can stop doing it. The Bible tells us what is right so we can start doing it with God's help. It will help us be patient when things don't go the way we want. The Bible helps us love people and share what we have with them. Knowing God's Word will help us be wise in God's wisdom. Reading or listening to the Bible every day will make us ready to do the work God wants us to do.

Prayer: Dear God, thank You for the Bible that You had written down for us. Help us have hearts that love to read and obey Your words every day. In Jesus' name, amen.

Bible Adventure for 4's, 5's & K-

(Show the review 2TIM01ECGF1 picture.) Paul had endurance in ministry while he was suffering in prison. But Paul never got so discouraged that he quit loving Jesus or preaching about Him.

(Show the review 2TIM02ECGF3 picture.) Paul wanted Timothy to endure in ministry, too. Paul said, "Be like a farmer who keeps on working hard all day long." He told Timothy to keep on sharing the gospel message even if he was put in prison like Paul.

(Show the 2TIM03ECGF1 picture.) Paul wrote, "Timothy, it is the Scriptures that will make you wise and strong in godliness. Every word of God is true and useful for teaching. Teach people what God says is right and what He says is wrong. Obey God's Word yourself and then teach other people to obey it. It is what will make you wise with God's wisdom.

(Show the 2TIM03ECGF2 picture.) "Timothy, there are men who are deceivers who lie to people about God. These deceivers talk about God, but the things they say don't lead others to a life of godliness. They tell lies because they are selfish and want others to be like them rather than like God. Stay away from deceivers."

(Show the 2TIM03ECGF3 picture.) How do you know if a person is a deceiver? Paul told Timothy, "A deceiver loves himself more than God. He loves to brag about himself. He loves to get things for himself. He loves to spend money on himself and his own fun. He may go to church and pretend like he loves God, but he only loves himself. A deceiver is always thinking about himself and what he can get for himself.

(Show the 2TIM03ECGF4 picture.) "A deceiver who pretends to love God but only loves himself has an ungrateful and unthankful attitude. He complains about what he doesn't have and always wants more. This kind of person gets angry at people who hurt him and will not forgive them when they say they're sorry. A deceiver says bad things about people he doesn't like and is mean to them. Stay away from

deceivers, Timothy. Don't listen to them when they say they know about God. Teach the people in your church not to listen to them either."

(Two Optional Paragraphs for Older Children): *(Show the 2TIM03ECGF5 picture.)* Paul reminded Timothy of the Scripture story of how Jannes and Jambres tried to deceive the Pharaoh in Moses' day. God told Moses and Aaron to go to Pharaoh in Egypt and tell him to let His Israelite people go free. God told Moses that Pharaoh would know that God had sent him because He would do a miracle. When Aaron threw his staff down, it would turn into a snake.

Well, when Moses and Aaron obeyed God and went to Pharaoh, two Egyptian sorcerers named Jannes and Jambres, who pretended to be as powerful as God, did the same miracle with their staff. They threw their staff down and it became a snake, too. But God made Aaron's snake eat up the sorcerers' snake. God showed He was more powerful than the deceivers Jannes and Jambres. Jannes and Jambres were not obeying God. They just wanted power for themselves. They were deceivers.

(Show the 2TIM03ECGF6 picture.) Paul wrote, "A person who wants to be wise in God's ways will read or listen to the Bible every day. Every word that God has written in the Bible is true and helpful to us. The Bible will tell us what is wrong so we can stop doing it. The Bible tells us what is right so we can start doing it with God's help. The Bible will help us learn to be strong in godliness. It will help us be patient when things don't go the way we want. It will help us love people and share what we have with them. Knowing God's Word will make us wise. It will make us ready to do the work God wants us to do. It will help us endure in our ministry for God.

Prayer: Dear God, thank You for the Bible that You had written down for us. We know that every word in the Bible is true and helpful to us. Help us have hearts that love to read and obey Your words every day. In Jesus' name I pray, amen.

Aim Questions

Aim Questions for 2's & 3's:

1. **Who studied the Scriptures to become wise and strong in godliness?** *(Timothy)*
2. **Who does the deceiver love more than God?** *(Himself)*
3. **Where can we read the true words that God has written down?** *(Bible)*

Aim Questions for 4's & 5's:

1. **What did Paul tell Timothy about deceivers?** *(Deceivers love themselves, brag about themselves, are unthankful, unforgiving, mean to people, and don't obey God.)*
2. **Why should we stay away from deceivers?** *(They will lead us away from God's Word to ungodliness, not to godliness.)*
3. **What makes us wise in God's wisdom?** *(Every word of the Bible is true and helpful to make us wise.)*
4. **What helps gives us endurance in God's ministry for our whole lives?** *(God's words in the Bible help us endure because God's words are powerful.)*



Look:

- Aim Questions:** Bring several pieces of real fruit and artificial fruit to class. Place 3" x 5" cards under each piece of fruit. Only put cards with the **Aim Questions** written on them under the real pieces of fruit. Ask the children to choose only the real fruit pieces to lift to get a card with the question to be read.
- Snack:** Place two bowls in the center of the table. In one bowl have popcorn and in the other bowl put packing styrofoam pieces. Carefully watch the children to make sure they don't eat from the wrong bowl. After thanking God for the food, ask from which bowl they would like to take a handful of snack. Why? Do both bowls look good to them? We can be deceived sometimes into thinking something looks good and tastes good, but it really isn't good for us to eat. After everyone is served the popcorn, remove the second bowl for safety reasons.
- Transition Idea:** "God had people write down everything they saw and heard about Jesus. Today, we'll pretend to write down what we see and hear as we move to the next room." Have the children pretend to write on the palm of one hand with the finger of the other. Ask what they saw and heard and wrote down after they walked down the hall.

-
- “Scriptures Make Us Wise” Activity Page: (2TIM03ECGF1 and 2TIM03ECGF8)** Give each child a GF1 page and three or four GF8 Bibles to glue on the page. Older children will enjoy gluing yarn for hair and small fabric pieces for clothes. Talk about how the Scriptures made Timothy wise and how those same words in our Bibles give us God’s wisdom.
 - Paul’s 2 Timothy Chapter 3 Booklet: (2TIM03ECGF9 and 2TIM03ECGF10)** Copy one GF9 and one GF10 page for each child and fold them in fourths. Insert the GF10 page inside the GF9 page and staple at the left-hand side to make a booklet. The children can color the pictures as you talk with them about what is happening in the pictures. Sing the **Memory Verse Song** as the children color. Let the children draw a sad face on the pages that talk about a deceiver (pages 3,4, and 5) and a happy face on the other pages that tell about listening to God’s Word.
 - Listen to God’s Word:** Provide the children with rhythm sticks (available in the Children’s Workroom). Have the children leave their sticks on the floor while you tap out a simple rhythm with your sticks. The children then must tap the same rhythm. “In today’s Bible Adventure, we learned that we need to listen carefully to God’s Word, the Bible. Every word that God has written in the Bible is true and helpful to us. The Bible tells us what is right, so we need to listen very carefully to what it says.” Let the children tap the words of the **Memory Verse Song** as you sing it or play the tape.
 - “Who Took the Fruit?” Game:** Use a piece of fruit from the **Aim Questions** or cut out a circle from colored paper to represent a piece of fruit. Place a chair in the front of the room with the back to the room. Choose one child to be “It.” She sits in the front chair, her back to the class, and closes her eyes. Place the fruit on the floor behind her. Select a child to take the fruit and return to his seat. All the children now hold their hands behind their backs. “It” opens her eyes and turns around. The teacher asks, “Who ate the fruit?” “It” has three chances to guess who took it. Even if she fails to find the right child, the one who took the fruit becomes the next “It.” At the end of the game ask how the child in the chair was deceived. (She didn’t know who took the fruit and we wouldn’t tell her.)
 - “God Says” Game:** Play the game “Simon Says” but replace “Simon” with “God.” Have the children gather in front of you. Choose an action that you want the children to do (clap hands, stomp feet, crawl on the floor, etc.). If you say, “God says to clap your hands,” then the children would clap their hands. If you leave out “God says,” then the children must not complete that action. “In today’s Bible Adventure, Paul told Timothy that there are men who are deceivers who lie to people about God. These deceivers don’t want to listen to what God says. The person who wants to be wise in God’s ways will listen to what God says in the Bible. Every word that God has written is true.”
 - ④ **Snake Jumping:** Bring a medium-sized skipping rope to class. Tie one end to an immovable object or have another person hold it. Take the free end and wiggle the rope back and forth on the floor, making the rope look like a snake. Have the children jump over the rope without getting touched by the “snake.” “In today’s Bible Adventure, we learned that Jannes and Jambres pretended to be as powerful as God. They were deceivers. When God made Aaron’s snake eat up the deceivers’ snake, God showed that He was more powerful than the deceivers.”
 - Parachute Play:** Bring a parachute or large blanket to class. Have the children hold onto the edges of the parachute. When you call one of the children’s names, that child must run under the parachute to the opposite side. Explain to the children how important it is to listen and to obey. Tell them that the person who wants to be wise in God’s ways will listen to the Bible--every word that God has written.

Songs:

Bible Themes Song (tune: "Bible Songs for Preschool Children—2 Timothy" tape) (Chorus)

We like to sing about the Bible themes.
We like to sing about the Bible themes.
We like to sing about the Bible themes.
It helps us understand God's Wo-ord.

Second Timothy—endurance in ministry
Titus—conduct in the church
Philemon—bondage to freedom
Hebrews—superiority of Christ
(Repeat chorus)

2 Timothy 1:8 Memory Verse Song (tune: "Rejoice in the Lord Always")

So do not be ashamed to testify about our Lord. (Hang head, then stretch out arms as though a cross)
So do not be ashamed of me, his pri-i-so-on-er. (Hang head, then cross wrists as though chained)
But join with me in suffering for the go-os-pel. (Hand beckons to others, then arms out to side)
Second Timothy one, eight, by the po-ow-er of God. (Form book with hands; raise fists to heaven)

Paul Wrote Second Timothy (tune: "Mares Eat Oats")

Paul wrote Second Timothy, a letter to his young friend.
Endurance in ministry to the e-end.
Paul wrote Second Timothy, a letter to his young friend.
Endurance in suffering to the end.

2nd Timothy Theme Song (tune: "My Country Tis of Thee")

Paul wrote Second Timothy in 66 AD to Tim-o-thy.
Paul was in jail in Rome
Far away from his home.
The the-eme is endu-u-rance i-in ministry.

G-R-A-C-E (tune: "B-I-N-G-O")

It is God's grace that makes us strong;
Stay strong in the grace of Jesus.
G-R-A-C-E; G-R-A-C-E; G-R-A-C-E;
Stay strong in the grace of Jesus.

The B-I-B-L-E

Make a large card for each of the letters of B-I-B-L-E. Five children hold the cards. As the word is spelled, each child raises the card from in front of him and holds that letter above his head. Each child lowers the card the second time through the word "Bible."

The B-I-B-L-E--

Yes, that's the book for me.

I stand alone on the Word of God--

The B-I-B-L-E.

God's Word will make us wise.

It opens up our eyes

To see what God says that we should be--

The B-I-B-L-E.

Jesus Love Me, This I Know

Jesus loves me, this I know
For the Bible tells me so.
Little ones to Him belong.
They are weak, but He is strong.
Yes, Jesus loves me!
Yes, Jesus loves me!
Yes, Jesus loves me!
The Bible tells me so.




Took:

- Bible Bookmark: (2TIM03ECGF11)** Materials needed: Various colored construction paper strips measuring 8 1/2" x 2 3/4", a GF11 picture and Bible verse, various stickers, glue, scissors, hole punch, clear contact paper or access to a laminating machine, 12" various strips of yarn. Have the child choose the color of bookmark he wants and the color of yarn. Have him place the GF11 picture and verse and any other stickers on his bookmark; glue them down. Write the child's name on the back. With the help of a teacher, laminate the bookmark and punch a hole at the top for the yarn. Tie the yarn through the hole. Encourage the children to put their Bible bookmarks in a Bible they have at home.
- Bible Scroll: (2TIM03ECGF11)** Materials needed: One 8 1/2" x 14" piece of white paper, two chopsticks, tape, rubber band, GF11 picture and Bible verse. Tape the two chopsticks at the two short ends of the paper. Glue the Bible verse and picture onto one side of the paper. Roll both ends as tightly as you can toward each other. Secure with a rubber band. Talk with the children about how Timothy read Scriptures from a scroll.
- Preschool Page for Parents: (2TIM03ECPPP)** Send a page home with each child, encouraging parents to reinforce the Bible truths at home. Spend a few minutes before the children go home creatively reviewing the song and Memory Verse.




The Scriptures made Timothy wise and strong in godliness.



Deceivers talk about God but lead people to sin.




Deceivers brag about themselves and are selfish.




A deceiver has an unthankful, complaining attitude.



Jannes and Jambres tried to look as powerful as God,
but Moses and Aaron's snake was more powerful.

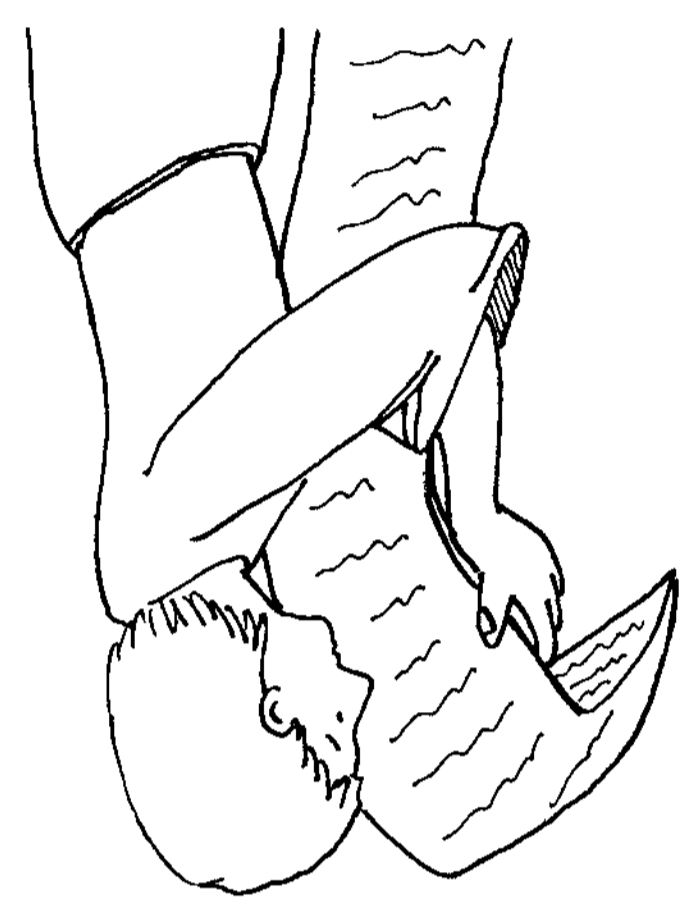


A person who wants to be wise will listen to God's Word every day.

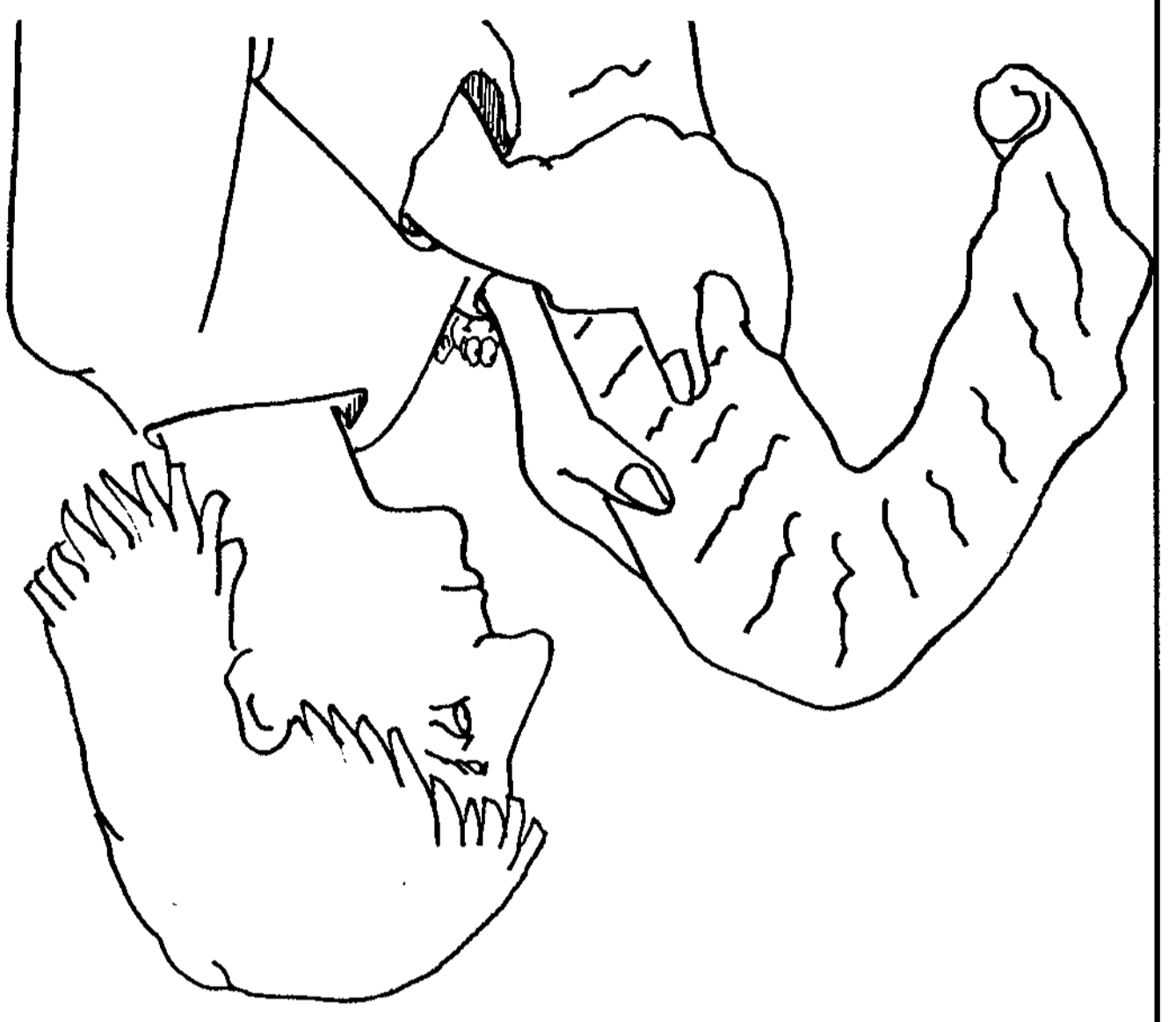


So do not be ashamed to testify about our Lord.
 (Hang head, then stretch out arms as though a cross.)
 So do not be ashamed of me, his pri-i-so-on-er.
 (Hang head, then cross wrists as though chained.)
 But join with me in suffering for the go-os-pel.
 (Hand beckons to others, then arms out to side.)
 Second Timothy one, eight, by the po-ow-er of God.
 (Form book with hands; raise fists to heaven.)

2 Timothy 1:8 Memory Verse Song
 (tune: "Rejoice in the Lord Always")



Paul wrote a letter to Timothy and said,
 "The Scriptures will help you be
 wise and strong in godliness." 2.



This book
 belongs to




Paul had endurance in
 ministry even though
 he was suffering in prison.

1.

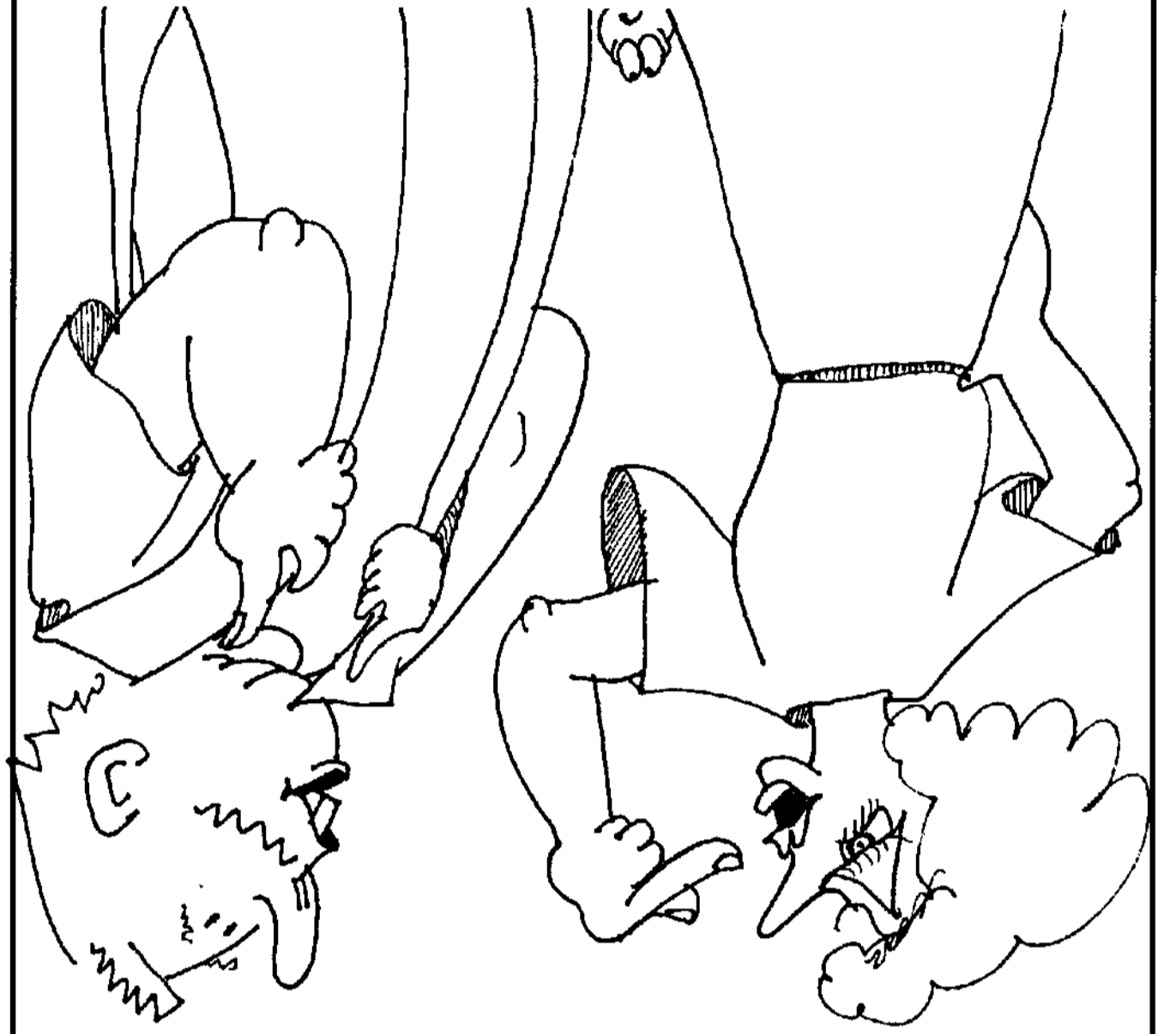
5.

A deceiver has an unthankful, complaining attitude.




4.

Deceivers brag about themselves and are selfish.



A person who wants to be wise will listen to God's Word every day.



6.



Paul said, "Deceivers talk about God but lead people to sin."



3.

Bible Bookmark



So do not be
ashamed to
testify about
our Lord.
2 Timothy 1:8

So do not be
ashamed to
testify about
our Lord.
2 Timothy 1:8



So do not be
ashamed to
testify about
our Lord.
2 Timothy 1:8

So do not be
ashamed to
testify about
our Lord.
2 Timothy 1:8

January 26, 2003
2 Timothy Chapter 3



This is what I learned today!

Paul wrote Timothy telling him to be aware of deceivers in the church. Deceivers are men who lie to people about God. They talk about God, but the things they say don't lead others to a life of godliness. Deceivers are selfish. A deceiver loves himself more than God. He has an ungrateful and unthankful attitude. He complains about what he doesn't have and always wants more. Paul told Timothy to stay away from deceivers and to teach the people in his church to not listen to them either. A person who wants to be wise in God's ways will read and listen to the Bible every day. Every word that God has written in the Bible is true. The Bible will help us learn to be strong in godliness.

2 Timothy Memory Verse

So do not be ashamed to testify
about our Lord, or ashamed of me
His prisoner. 2 Timothy 1:8

Get Wise by Reading Scriptures



Roll up several different pieces of paper, including the newspaper, into scrolls and tie each with a string. Explain to your young child that Timothy read God's Scriptures from scrolls, not from books like the Bible we have today. Explain that only in the Bible do we have God's words that will make us wise. That is why we read them every day. Let your child unroll a scroll and pretend to read it. Then write the letters B-I-B-L-E on a piece of paper and let your child trace over the letters or copy them below. Roll up the paper to make a scroll as you sing the song below.

The B-I-B-L-E


The B-I-B-L-E--
Yes, that's the book for me.
I stand alone on the Word of God--
The B-I-B-L-E.

God's Word will make us wise.
It opens up our eyes
To see what God says that we should be--
The B-I-B-L-E.

* For tunes to songs, ask about the preschool tape.



Timothy became wise and strong in godliness by reading God's Scriptures.



A person today who wants to be wise will listen to God's Word, the Bible.