

Materials I Need:

Key for symbols:

- This symbol represents ideas that can be used for two-year-olds through kindergarten. Please remember to slow way down for two-year-olds and keep the pace moving for five-year-olds.
- ② This symbol represents ideas that can be used for two- and three-year-olds.
- ④ This symbol represents ideas that are best used for four-year-olds through kindergarten.

Memory Verses:

2 Timothy 1:8: So do not be ashamed to testify about our Lord, or ashamed of me His prisoner.

Hook:

- Teacher Tip:** As the parents pick up their children after class, personally hand them the take-home Preschool Page. Give a one-sentence statement related to the paper to encourage the parents to read it at home.
- Breaking Up Is Hard to Do!** Bring a large supply of styrofoam packing pieces or large sheets of bubble pack. Keep the small pieces over a shallow container or tablecloth to help with cleanup. Allow the children to break the pieces or bubbles--as many as they can. "In today's Bible Adventure, we'll learn that only the gospel message of grace can help us break away from our sin habits. We are able to break other things like these bubbles, but only the gospel message of grace can break the heavy chains of our sins."
- Flannel Graph Board and Characters:** Place the flannel board with modern-day people and houses at the children's level. Ask for the Betty Lukens set of different children of the world. Talk with the children about the characters (where they live, who they live with, what they like, where they are going, etc.). Do the people ever fight or argue over anything like toys, TV shows, or food? What do you think they could do instead? Talk about turning and running away from arguing and fighting and not participating in it. "In today's Bible Adventure, Paul tells Timothy to stay away from arguing and fighting. They only lead to unkindness."
- Reading Books in the Prison Center:** If you have a prison set up in the room, place some books in that area for the children to sit in there and read. If it is dark, provide a small flashlight for them to read by. (A leader could read to them while one of them holds the light.) Talk about Paul only being able to read and write while in the dark prison. He wasn't free to go out to play like the children are able to do.
- Give Your Sin to the Cross of Jesus:** Cut out a 10-inch circle from the side of a big cardboard box. Draw the outline of a cross around the circle on the same side of the box. Set out a small basket of beanbags for the children to toss through the hole in the cross. Have the children stand a few feet away from the box (mark on the floor) and try to throw a beanbag through the hole in the cross. "If these beanbags were sin, we would be giving our sin to Jesus who has already died for us. God shows His grace to us by forgiving our sins instead of punishing us for doing wrong."

- Play Dough Crosses:** Show the children how to make crosses out of play dough, either by cutting around a craft stick with a plastic knife (older children) or by making ropes of two different lengths. To show the difference Jesus' forgiveness makes, make a sad face and a happy face out of play dough. Put the cross between the two faces.
- Enduring Means "Working Hard:" (2TIM02ECGF3)** Materials needed: A GF3 color sheet for each child, crayons, color markers, cotton balls for the cloud, sand or moss for dirt, small fabric pieces for clothing, glue, and an egg timer. Explain to the children that they will have 5-6-7-8-9-10 (?) minutes to work hard at coloring and decorating their pictures. Tell them they need to endure – to keep working hard – until the timer rings. "In today's Bible Adventure, Paul tells Timothy to work hard at preaching the gospel of Jesus, just like a farmer works hard in his fields."
- "Trapped in Sin" Center:** Put a few plastic jars with screw lids on a work table. Add some small people (toys) that will fit into the jars. Have a child drop one of the little people into a jar and find the appropriate lid to screw on top. Let the child play freely with the jars and their lids as they hide, dump, open and shake the toys in the jars. "Sin traps us. Just as these toys are in the bottle and can't get out until you open the lid, we are trapped in sin until we accept the message of the gospel of Jesus."
- "Jesus Forgives Sin" Object Lesson:** You will need a pitcher of water, a large mixing bowl, a transparent cup, and food coloring drops. Take the large mixing bowl and place the transparent cup in the center of it. Fill the cup with water. Put 3-4 drops of food coloring in the water. As you place the drops into the water, tell the children, "The drops are like the wrong things we do. They make our hearts dirty." Mention a few wrong things that the children might do, such as fighting with a sibling, not obeying their parents, arguing with others, etc. Then start to pour water from the pitcher into the cup and say, "But Jesus died to take the punishment that you and I should have for our sins. God's power brought Jesus back to life and He is now in heaven." Continue to pour the water from the pitcher into the cup. Let the water overflow the cup and go into the larger mixing bowl. Make sure that all of the food coloring has flowed over into the mixing bowl. Take the cup out of the mixing bowl. It should have clear water in it now. "Now our hearts can be clean, and we can grow in godliness because Jesus died to take our sin away."
- Paul in Prison Center: (2TIM01ECGF4)** Provide the children with toy dishes, cups, pots and pans, utensils, plastic food, blankets, and clothes to take inside the "prison" you have set up for the 2 Timothy lessons. Have the children pretend to be Paul in prison or Onesiphorus who cared for Paul while he was in prison. You could let the children color last week's GF4 picture of Paul and Onesiphorus as you talk about what it was like for Paul in prison. Reinforce the theme of 2 Timothy—"Endurance in Ministry."
- Timothy's Family Puppets Review: (2TIM01ECGF6)** Bring back last week's puppets of Timothy, his mother, and his grandmother. Remind the children that Timothy's mother and grandmother taught Timothy about God from the Scriptures when he was young. Today we learn about God from our Bibles. Let a child tell a simple Bible story with one of the puppets.




Book:

Presentation Ideas

- Color the **2TIM02ECGF1, 2TIM02ECGF2, 2TIM02ECGF3, 2TIM02ECGF4, 2TIM02ECGF5** and **2TIM02ECGF6** pictures and glue them onto colored construction paper. Show these pictures as you tell the Bible Adventure. Save them for review in future lessons.
- "Endurance in Ministry" Prison Board:** Add the **2TIM02ECGF2** picture to Paul's prison cell and remind the children that Paul had "endurance in ministry" while suffering in prison. This week we learn that although Paul was in chains in prison, he never stopped preaching the gospel message.
- "Gospel Thank You" Finger Play:**

My hands say thank You		Clap! Clap! Clap!	<i>(Clap three times)</i>
With a clap, clap, clap.	<i>(Clap three times)</i>	Tap! Tap! Tap!	<i>(Tap feet three times)</i>
My feet say thank You		For the gospel of Jesus,	
With a tap, tap, tap.	<i>(Tap feet three times)</i>	We say thank You!	<i>(Point up)</i>

 **Dress Up Like Paul:** Tell the Bible Adventure dressed up as Paul. Place some paper chains around your ankles to represent Paul chained in prison.

Bible Adventure for 2s & 3s

(Show the review 2TIM01ECGF1 picture.) Paul was writing to Timothy from a cold, dark prison in Rome. He was there because he had been preaching about Jesus. Paul wrote to Timothy, "Stay strong in the grace of Christ Jesus." Does Paul look strong in this picture? No. He was getting old and couldn't move around because of his chains. But Paul was strong in grace. Grace is the strength God gives us when we are too weak to do something alone.

(Show the 2TIM02ECGF1 picture.) It is God's grace that sets people free from their sin, too. Sin in our hearts can weigh us down just like Paul's prison chains did. These sin chains of the heart cause people to be selfish. That does not please God. *(Point to two or three different sins on the picture and explain them.)* We cannot get free from sin chains by ourselves. We need the grace of Jesus to take them away.

(Show the 2TIM02ECGF2 picture.) Paul told Timothy, "Remember my gospel message and teach it to others." Paul's gospel message is the good news that Jesus died to take the punishment you and I should have for our sins. God's power brought Jesus back to life, and those who believe in Jesus will live with Him forever.

(Show the 2TIM02ECGF3 picture.) Paul also told Timothy, "Work hard at preaching God's true words. Be like a farmer who works hard all day long in all kinds of weather. A farmer gets up early in the morning. He keeps on working all day until it gets dark. Keep teaching others about Jesus even if you get put in prison like me.

(Show the 2TIM02ECGF6 picture.) "Instead of fighting and arguing, run away from anything that will make you sin and do wrong things."

Paul was in prison in chains, but he was not ashamed. Paul didn't want Timothy to be ashamed of him or of testifying about the Lord Jesus either. He wanted Timothy to be strong in the grace of Christ Jesus and to keep on teaching the truth of God's Word.

Prayer: Dear God, thank You for the gospel message that frees us from our sins. Help me to run away from things that are wrong. In Jesus' name I pray, amen.

Bible Adventure for 4s, 5s & K

(Show the review 2TIM01ECGF1 picture.) Paul was writing to Timothy from a cold, dark prison in Rome. He was in prison because he had been preaching about Jesus. Paul kept on telling others about Jesus even from his prison cell because he wanted to endure in his ministry. Paul wrote to Timothy, "Stay strong in the grace of Christ Jesus." Does Paul look strong in this picture? No. He was getting old and couldn't move around because of his chains, but he was strong in grace. Grace is the strength God gives us when we are too weak to do something alone.

(Show the 2TIM02ECGF1 picture.) It is God's grace that sets people free from their sin, too. We all have selfish sin that weighs us down, just like Paul's prison chains. *(Point to different sins on the picture.)* We cannot get free from sin by ourselves. We need the grace of Jesus to take away our sin.

(Show the 2TIM02ECGF2 picture.) Paul told Timothy, "Teach others what I taught you about Jesus. Remember my gospel message." Who can remember what the gospel is? It is the good news that Jesus died to take the punishment you and I should have for our sins. Then God's power brought Jesus back to life and He is now alive in heaven. Those who believe in Jesus will live with Him forever. This is the gospel message Paul preached.

(Show the 2TIM02ECGF3 picture.) Paul said, "Endure in your ministry of preaching God's true words, Timothy. Work hard at it. Be like a farmer who works hard all day – from sun up to sundown – in sunny weather, when it's fun to be outside, and even in stormy weather, when working is not so much fun. Keep on sharing the gospel message even if bad things happen to you – even if you get put in prison like me."

(Show the 2TIM02ECGF4 picture.) Paul warned Timothy about bad men in the church who told lies about Jesus and told Timothy to stay away from them. These men liked to argue about their own ideas of truth, and some of them were even saying that Jesus did not come back to life after He died on the cross. They were not leading people to Jesus to have their sin taken away. They were leading people toward more sin.

(Show the 2TIM02ECGF5 picture.) But Paul wrote Timothy, "Run away from anything that will make you sin and do wrong things." And we need to run away from things that will make us sin, too. Sometimes there are programs on TV today that are not good for us to watch. We should turn off the TV so that we don't think about wrong things.

(Show the 2TIM02ECGF6 picture.) We should also stop fighting and arguing. Paul said, "Instead of fighting and arguing, Timothy, keep on teaching the people in the church the truth of God's Word. Then they will have God's right attitudes and be kind to each other. If someone disagrees with that, gently instruct him so that he might change his mind and escape from the trap of sin.

"So, Timothy, even though I am here in chains like a criminal, I am not ashamed or discouraged. God's Word is not chained up just because I am in chains. I continue to preach the good news of the gospel, and I want you to keep on teaching it to faithful men who will then teach more people. Be strong in the grace of Christ Jesus and endure in your ministry."

Prayer: Dear God, thank You for Paul and Timothy's endurance to preach the gospel even though it brought suffering. Help me stay away from anything that will keep me from growing in godliness. In Jesus' name I pray, amen.

Aim Questions

Aim Questions for 2s & 3s:

1. Who wrote a letter to Timothy from a cold, dark prison? (*Paul*)
2. The gospel message of grace breaks what kind of chains? (*Sin chains*)
3. Who must run away from sin? (*Paul, Timothy, everyone who wants to please God*)

Aim Questions for 4s & 5s:

1. Why was Paul in chains in prison? (*For preaching the gospel of God's grace in Jesus*)
2. What did Paul want Timothy to stay strong in? (*The grace of Jesus, the power of God*)
3. What did Paul want Timothy to endure in or work hard at? (*His ministry, preaching the gospel message*)
4. Paul's body was in chains when he wrote 2 Timothy, but was the gospel message in chains, too? (*No. Paul preached the gospel even while in prison!*)



Look:

- Aim Questions:** Write the Aim Questions on large strips of paper to make a chain. Make three or four large loops. Cut out and paste different pictures from the 2TIM02ECGF2 picture to the individual chain links. Ask a child to come up and break a section of the chain and take it to the teacher for the question to be read. Paul was in prison in chains, but God's gospel message of grace was not in chains. Which sin did he take to the teacher that only the gospel message of grace could break?
- Snack Idea:** While eating, talk about how God is good to each child at the table. Let them tell you who and what they are thankful for that came from God.
- Transition Idea:** Run in place while slowly move forward.
- Memory Verse Review:** Sing the Memory Verse Song as the children walk up and down the hallway. Arrange ahead of time to visit another classroom and sing the verse. Remind the children to not be ashamed to say their Memory Verse so others can hear it!
- "Run as Fast as You Can!" Picture: (2TIM02ECGF6 and 2TIM02ECGF7)** Copy a GF6 picture and a pair of legs from the GF7 page for each child. Let each child color the GF6 picture. Fasten the second pair of legs with a paper brad fastener to spin over the picture. Twirl the legs to show how fast legs can move to get away from sin. While the children are working, talk about things other than what they see in the picture that they should learn to run from when they see it happening. (Someone not sharing a toy, watching a bad television show, people pushing in line, etc.)
- Free From Sin Activity Page: (2TIM02ECGF8, 2TIM02ECGF9, 2TIM02ECGF10, and 2TIM02ECGF11)** Copy the GF9 and GF10 pages back-to-back and fold the single page with the "G-R-A-C-E" song inside on the second page. Give each child the four GF8 sin pictures to color and glue on the first page around the children who are chained. Copy the GF11 page onto label sheets. Give each child a GF11 picture of Jesus on the cross and Jesus in heaven, plus three heart stickers. These pictures can be colored and placed on the second and third pages. Talk with the children about the selfish attitudes that are called sin. Explain that only Jesus can make us free in our hearts to love other people and obey God's Word. Talk about how the children on the last picture are running away from wrong programs on TV.

-
- Teach Others About Jesus: (2TIM02ECGF2)** Have the children sit in a circle on the floor. Pair them up in teams of two or three and give each team a copy of the GF2 gospel message that Paul preached. Let each child on the team take a turn "teaching" the gospel that Paul preached to the other children on their team. "Paul was in prison for preaching the gospel message about Jesus. In today's Bible Adventure, Paul tells Timothy to teach others what he had learned about Jesus."
- "Flee From Sin" Game:** Have the class line up in two lines twenty feet apart. Give each line a soft "sin" ball. One child is to run between the two lines and try not to be hit with one of the balls. After a ball is thrown, it can be picked up and thrown again if the child is still moving between the two lines. Stress the importance of the runner stopping before he gets to the far wall. Whoever was able to hit the runner gets the next turn to "flee from sin." The older children could divide into two teams. One team separates and lines up to throw the balls. The second team can run as a group or individually between the two opponent's lines. How many were hit with the sin balls?
- "Red Rover" Game:** Have the class stand on one side of the room or play yard. Call to them from the other side and say, "Red Rover, Red Rover, everybody run over!" Have them all follow your direction and run across the play area. Try some of these ideas also: Jump over, crawl over, roll over, twirl over, boys walk over, girls march over. "In today's Bible Adventure, what are we to run away from? (Sin.) The gospel message of grace will help us do that."
- Jesus Wants Me to Be Kind:** (*tune: "London Bridge"*) Hold up pictures that show kindness, giving, and sharing as you sing those words. Hold up arguing and fighting pictures when you sing those words.
- Jesus wants me to be kind,
To be kind, to be kind.
Jesus wants me to be kind.
Do not argue!
- Jesus helps me give and share,
Give and share, give and share.
Jesus helps me give and share.
No more fighting!
- ② **Bubble Blowing:** Blow bubbles and have the children break them using their hands or feet. Pretend the bubbles are different sins and tell the children, "Let's break the bubbles and remember that we need the grace of Jesus to take away our sin."
- ② **Freeze to Music:** Have the children move around the room to some music (a CD or the 2 Timothy music tape). Tell the children when the music stops they have to "freeze" (not move) until the music starts again. "In today's Bible Adventure, we learn that we all have sin that does not please God. We cannot move ourselves away from sin. We have to listen to Jesus and His grace will free us from our sin."
- ④ **Frozen Tag:** Place a piece of tape (6-8 feet long) on the floor at one end of the room. Place another piece of tape the same length at the opposite side of the room. Make sure you have enough space between the pieces of tape and the respective walls to allow all the children in the class to fit between the tape and the wall. Then pick two children to be "it." The children who are "it" must stand in the large space between the pieces of tape in the center of the room. The other children must all stand behind one piece of tape on one side of the room. When you say "Go," all the children must run from one side of the room to the other and make it behind the tape before the children who are "it" touch them. If a child is touched they must freeze. Then all the children who were touched become "it" along with the first two children. Continue until all the children have been tagged. "In today's Bible Adventure, we learn that we must run away from all kinds of wrong things that are tempting us. It is only God's gospel message of grace that frees us from our sins."

Songs:

- Bible Themes Song** (tune: "Bible Songs for Preschool Children—2 Timothy" tape)
Chorus: We like to sing about the Bible themes.
We like to sing about the Bible themes.
We like to sing about the Bible themes.
It helps us understand God's Wo-ord.

Second Timothy—endurance in ministry
Titus—conduct in the church
Philemon—bondage to freedom
Hebrews—superiority of Christ.
(Repeat chorus)

- 2 Timothy 1:8 Memory Verse Song** (tune: "Rejoice in the Lord Always")
So do not be ashamed to testify about our Lord. (Clap, clap.)
So do not be ashamed of me, his pri-i-so-on-er. (Clap, clap.)
But join with me in suffering for the go-os-pel. (Clap, clap.)
Second Timothy one, eight, by the po-ow-er of God.

- 2 Timothy 1:8 Memory Verse Song for 2s & 3s** (tune: "Rejoice in the Lord Always")
So do not be ashamed to testify about our Lord. (Clap, clap)
So do not be ashamed to testify about our Lord. (Clap, clap)
Second Timothy one, eight. So do not be ashamed. (Clap, clap)
Second Timothy one, eight. So do not be ashamed. (Clap, clap)

- Paul Wrote Second Timothy** (tune: "Mares Eat Oats")
Paul wrote Second Timothy, a letter to his young friend.
Endurance in ministry to the e-end.
Paul wrote Second Timothy, a letter to his young friend.
Endurance in ministry to the end.

- 2 Timothy Theme Song** (tune: "My Country Tis of Thee")
Paul wrote Second Timothy in 66 AD to Tim-o-thy.
Paul was in jail in Rome
Far away from his home.
The the-eme is endu-u-rance i-in ministry.

- Be Bold**
Be bold (echo)
Be strong (echo)
For the Lord our God is with you.

Endure (echo)
Like Paul (echo)
For the Lord our God is with you.

Add more verses: "O-bey;" "Don't fight."

- G-R-A-C-E** (tune: "B-I-N-G-O") As you spell out the word Grace, have the children clap to each letter or use rhythm sticks. (Musical instruments are available in the Children's Workroom.)

It is God's grace that makes us strong;
Stay strong in the grace of Jesus.
G-R-A-C-E, G-R-A-C-E, G-R-A-C-E.
Stay strong in the grace of Jesus.

- A Farmer Must Work Hard** (tune: "The Farmer In The Dell")
A farmer must work hard.
A farmer must work hard.
Hi – ho, away we go,
A farmer must work hard.

A farmer works all day,
From sun-up to sundown.
Hi – ho, away we go,
A farmer works all day.

A farmer works all year
In sun and rain and snow.
Hi – ho, away we go,
A farmer works all year.

Keep On Preaching God's Word (tune: "Skip To My Lou")

Keep on preaching God's Word.
Keep on preaching God's Word.
Keep on preaching God's Word
So everyone will hear it.

(Cup hand over one ear)

Je-sus died on the cross.
Je-sus rose from the dead.
Je-sus lives up in heaven
And we can live there, too-oo!

(Form a cross with index fingers)

(Hands at sides, raise with palms up)

(Point to heaven)



Took:

Sin Chain Center: (2TIM02ECGF8) Have the children color the four different GF8 sin pictures and then cut them out. Cut strips of black construction paper approximately 8 inches long and 2 inches wide. Have the children paste, tape, or staple the two ends of the paper together to make a round chain link. Punch one hole in the chain link and one hole in the individual sin picture. Use yarn or string to attach the sin picture to the chain link. Talk about the different kinds of sin and how Jesus died to take the punishment we should have for our sins. "It is the gospel message of grace that breaks the sin chains and helps us live holy lives."

Teaching the Truth Puppet: (2TIM02ECGF12) Materials needed: A spring-type clothespin, GF12 puppet pattern, wiggle eyes, yarn, glue. Fold the paper on the dotted lines to make the mouth. Glue the yarn where the hair would be. Glue on the eyes. Liberally glue the clothespin to the fold on the back of the face. Label the puppet with the child's name. "Paul wanted Timothy to keep teaching the truth. Our puppets have a mouth and we can tell others about Jesus by using our puppets." Review the Memory Verse Song with puppets.

Test Your Endurance Center: Set up an area of the room as a fitness center using mats, weights, exercise equipment and a stopwatch. See last week's lesson for simple exercise ideas.

Preschool Page for Parents: (2TIM02ECPPP) Send a page home with each child, encouraging parents to reinforce the Bible truths at home. Spend a few minutes before the children go home creatively reviewing the song and Memory Verse.

The Gospel Message Paul Preached



1. Jesus died to take the punishment you and I should have for our sins.




2. Jesus came back to life.




3. Those who believe in Jesus will live with Him forever.






Paul told Timothy to work hard at preaching the gospel,
just like a farmer works hard in his fields.



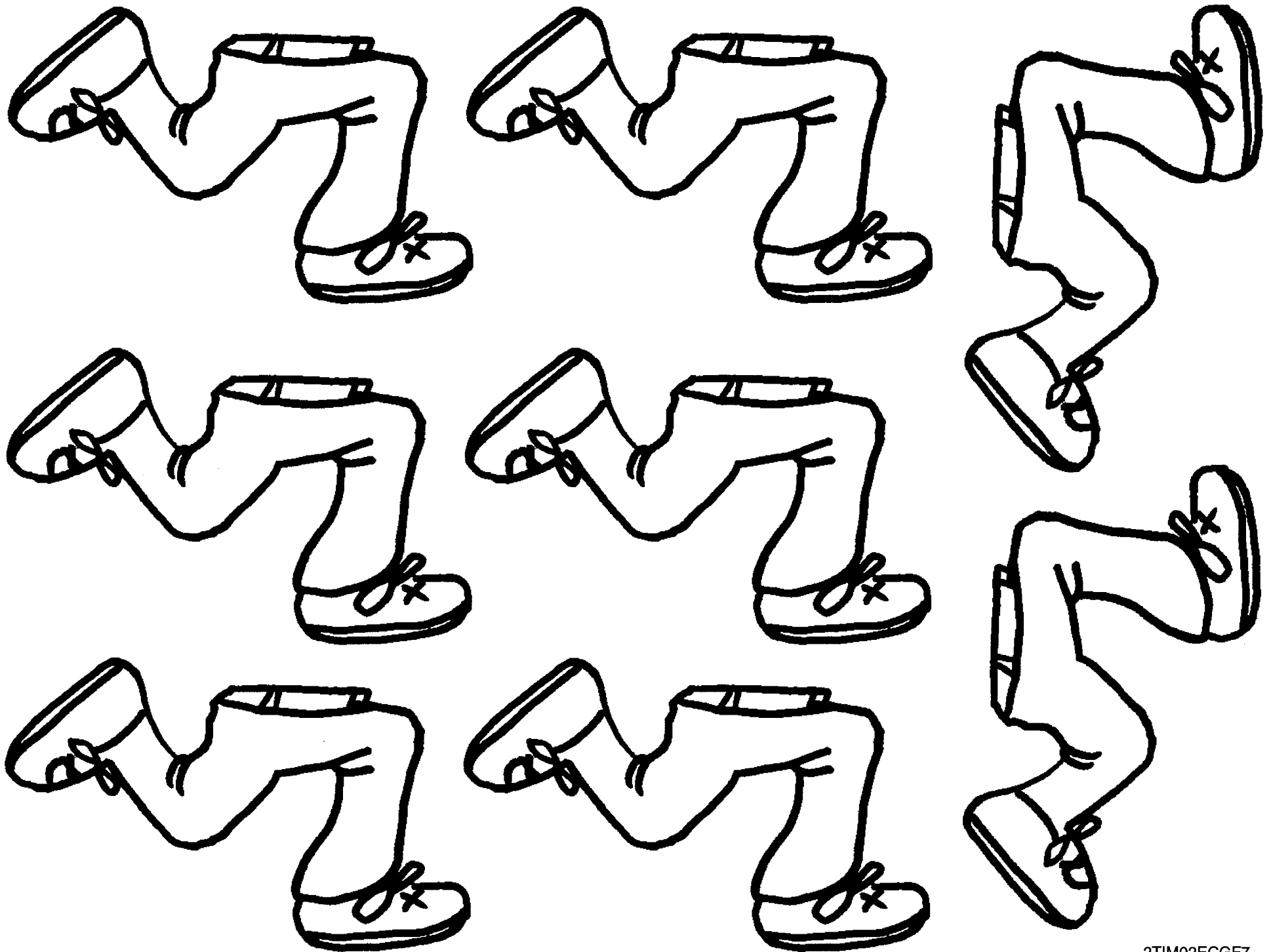
Paul warned Timothy about bad men who told lies about Jesus.



























Run away from anything that will make you sin and do wrong things.



Paul said, "Stay away from arguing and fighting."



























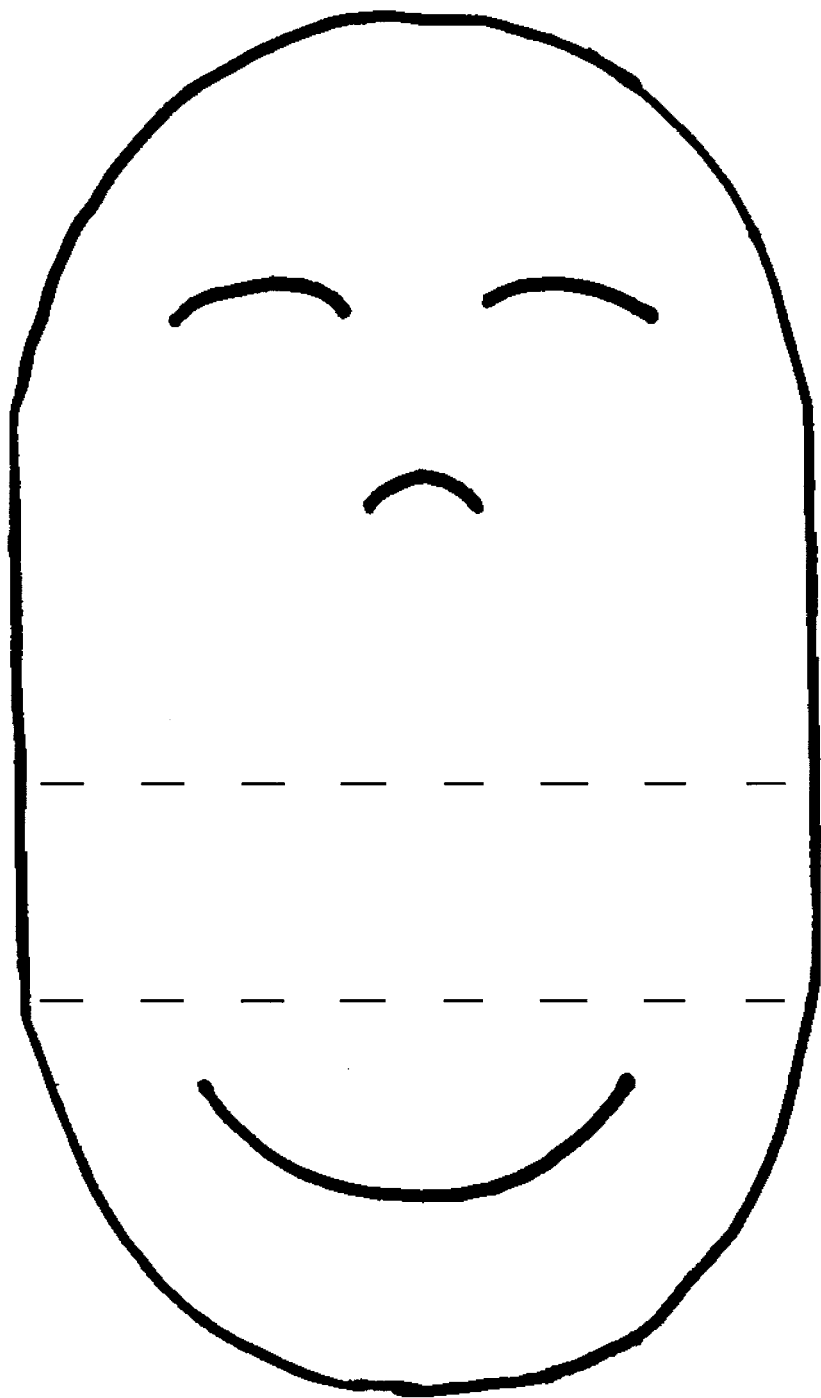
G-R-A-C-E
(Tune: "B-I-N-G-O")

It is God's grace that makes us strong;
Stay strong in the grace of Jesus.
G-R-A-C-E; G-R-A-C-E; G-R-A-C-E.
Stay strong in the grace of Jesus.




It is the gospel message of
grace that frees us from
"sin chains."





Fold
on
lines



Fold
on
lines

January 19, 2003
2 Timothy Chapter 2



This is what I learned today!

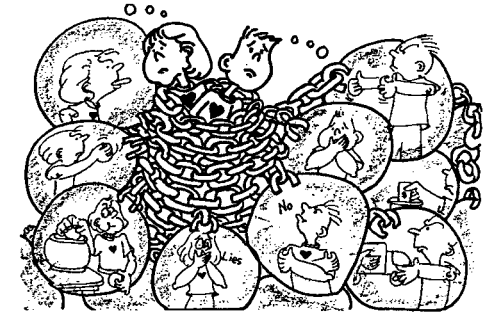
Today we learned it is the gospel message of grace that sets people free from their sin "chains." We all have selfish sin that does not please God. We cannot get free by ourselves. We need the grace of Jesus to take away our sin. Jesus died to take the punishment we should have for our sins. God's power brought Jesus back to life, and those who believe in Jesus will live with Him forever. Paul told Timothy to endure in his ministry of preaching God's true words. He told him to keep on sharing the gospel message even if he was put in prison like Paul. Paul was in prison in chains, but the gospel message was not chained up.

2 Timothy Memory Verse

So do not be ashamed to testify
about our Lord, or ashamed
of me His prisoner.

2 Timothy 1:8

Get Free of Sin Chains



To familiarize your young child with some big words and concepts, play a little game. Hug your child tightly so that he cannot get away or move. Tell him you are being like the "sin chains." Tell him that before he can get free, he must ask for "grace." When he says, "Grace, please," let him go, throw up your arms, and say, "Grace set you free from the sin chains." Your child will enjoy playing this game over and over.

This week whenever your child is demonstrating a wrong attitude, hug him tightly and say, "Your bad attitude is like a sin chain. Do you want to be free of your attitude?"

G-R-A-C-E

(tune: "B-I-N-G-O")

It is God's grace that makes us strong;
Stay strong in the grace of Jesus.
G-R-A-C-E, G-R-A-C-E, G-R-A-C-E.
Stay strong in the grace of Jesus.

* For tunes to songs, ask about the preschool tape.



The gospel message of grace frees us from our "sin chains."