



**Materials I Need:****Legend:**= Option 1, Appropriate for 1<sup>st</sup> – 2<sup>nd</sup> Grade= Option 2, Appropriate for 3<sup>rd</sup> – 6<sup>th</sup> Grade**Memory Work:**

“You then, my son, be strong in the grace that is in Christ Jesus.” 2 Timothy 2:1 (NIV)


**Hook:**


**Play By the Rules! (Game/Activity).**   Create a hopscotch court with painter's tape on the classroom floor. Tell the students the winner of this game of hopscotch will win a giant candy bar. Have volunteers give an explanation of the hopscotch rules. After the students have played, another teacher should join in the game and break all the rules. After the game, reward that teacher with the giant candy bar. The students' astonishment should lead to a discussion. Ask the following questions:

1. What would it be like if the games we played did not have any rules?
2. Would it still be fun to play these games?
3. Is it fair for the person who broke the rules to receive the prize?
4. What should happen to anyone who breaks the rules in a game?
5. What are some of the penalties for breaking the rules in various sports?

Then, have one of the students look up and read 2 Timothy 2:5. Tell the students that in today's Bible adventure, they will find out what Paul meant when he told Timothy to win the crown, play by the rules.




**God Is Our Lever of Strength (Activity/Discussion).**   You will need:

heavy duty cardboard box  
 a few bricks  
 packing tape  
 rope  
 chair with straight back  
 handle from a broom or mop

1. Pack the bricks into the box making sure it is too heavy to lift easily.
2. Seal the box with tape.
3. Tie a rope around the box in a way that it crosses over itself like a +.
4. Ask for volunteers to lift this box with just one finger.
5. After all the children have tried to lift the box, bring out the chair and broom/mop handle.
6. Place one end of the handle under the knot of the + in the rope. Lean the other end over the center back of the chair. Use the handle and chair to make a lever to lift the box of bricks. The closer the chair is to the box, the easier it will be to lift.
7. Now use one finger and push down on the handle and lift the box.

Explain to the students how the struggles that we face in life are a lot like the box of bricks. Sometimes they are too heavy for us to carry. But when we pray and ask for God in His grace to help us, He is like the lever and can make the problem easier for us to handle.

 **A Powerful Example (Object Lesson).** 🦋, 🦋 Bring in an electric appliance like a hand sander, blender, vacuum cleaner, etc. Without plugging the appliance into the power outlet, begin using it. Ask for volunteers to make it work. Discuss how it is impossible for an electrical appliance to work as it was designed without power. It is the same for the Christian. God's grace is the power in our lives. If we do not know God or do not live in view of His grace throughout the day, then we will not be able to do what God has designed us to do. Ask the students: "What is grace?" *When you receive something that you do not deserve and have not earned.* Tell them that in today's Bible adventure, they will hear Paul tell Timothy why Timothy will need to be plugged into God's power.

 **Trouble Makes Us Stronger (Activity).** 🦋, 🦋 For this activity you will need:

teapot	tea bags
thermos of hot water	plastic spoons
pitcher of cold water	sugar
hot/cold paper cups	napkins
tea cookies (not like Oreos)	


Ask the students:

1. "Have you ever been to a tea party?"
2. "What do we need to have a tea party?" *We need a teapot, water (take out a pitcher of cold water first), a cup, a tea bag, some sugar and a spoon.*
3. "Is that all we need?" *No, we need some cookies too!*

Place tea bag in the teapot and pour cold water into the pot. Let it sit for a couple of minutes. Check to see if the tea is ready by pouring some into a cup. Tell the class it looks a little weak and see if they have any ideas on how to make the tea stronger. *(You have to use hot water).*

"That's right, to make a good cup of tea, the water has to be boiling hot. But boiling hot water means I could burn my tongue." Now make a new pot of tea. Isn't it interesting that something good can come out of something that hurts? The tea bag has to sit in hot water and the longer it steeps the stronger it becomes.

Serve tea and cookies to the class. Explain to the students that we are a lot like this tea bag. Struggles or things that hurt can often make us stronger. Tough times are opportunities for God to reveal His strength through us. Hard times help us to know God better. "A tea bag is no good until it's in hot water."

 **Who Am I? (Activity).** 🦋, 🦋 Have a teacher read these clues from an unseen place. Use different voices or teachers to portray each character. See if students can guess soldier, athlete, farmer, carpenter or craftsman, jar or container, and servant or slave from these six clues.

- *Sometimes I go to work for months at a time. During these times I am not free to go home even if I miss my family. I continue to fight no matter how difficult it becomes because I want to please my commander.*
- *Competition is my life. I dream of winning first place. I know that training is important. But when I compete, I must be very careful not to break any rules; otherwise, even if I come in first I will be disqualified and not receive a prize.*
- *I work so long and hard every day that many times I come home sore and exhausted. Even after I plant the seeds, I know I will work for months without any reward. I keep on going because I know without a doubt that there will be a harvest. Then I will be the first to enjoy the results of my labor.*
- *My job is to make things for people to use. I must always be careful when I cut my material. If I am careless and cut a piece wrong, even a little bit wrong, the project will not fit together right and people won't want to buy my work.*
- *I am not human. Sometimes I hold garbage and sometimes I contain food or treasure. I might be made out of silver or gold, or I might be made out of wood or pottery. If my owner wants to use me to carry something precious, he doesn't care what I'm made out of so much as he cares that I am clean—inside and out.*
- *I'm not a person who has a lot of freedom. I do whatever my master wants me to do. My position is a humble one. I must obey orders and treat others kindly even when they are not considerate of me.*



---



## Book:

### Presentation Ideas –



**Presentation Idea (Lesson Props).** ,  Use a sequence of “lesson props” for six illustrations or patterns Paul gives to Timothy for remaining strong in God’s grace and enduring in ministry. Wear a tool belt or a gardener’s apron and stuff six items inside the various pockets. When telling about a specific pattern, bring out the lesson prop that matches that pattern (i.e. **soldier** ~ canteen, mission orders, helmet, or toy soldier; **athlete** ~ baseball, tennis ball, batting glove, running jersey; **farmer** ~ packet of seeds, gardening hat, spade or small shovel; etc.)



**The Soldier (Illustration/Coloring Page).** ,  2TIM02.GF1.



**The Athlete (Illustration/Coloring Page).** ,  2TIM02.GF2.



**The Farmer (Illustration/Coloring Page).** ,  2TIM02.GF3.



**The Workman (Illustration/Coloring Page).** ,  2TIM02.GF4.



**Pure and Holy Vessels (Illustration/Coloring Page).** ,  2TIM02.GF5.



**The Servant (Illustration/Coloring Page).** ,  2TIM02.GF6.

### Bible Adventure for 1<sup>st</sup> – 6<sup>th</sup> Grades –

If the apostle Paul were compared to an athlete today, he would have to be a triathlete. A triathlete is someone who competes in a triathlon, which is one of the most difficult races known to man today. Each triathlete has to swim for 2.4 miles, bicycle for 112 miles and run for 26.2 miles. It takes an incredible amount of perseverance! These men and women train for months, even years, to build up their muscles and stamina to endure such a race.

Paul was like these modern day triathletes in that he persevered through the most severe and difficult of circumstances. Nothing could stop Paul from completing the race God had called him to. He kept going through all kinds of trials and suffering. However, his time to die had finally come and he needed to find someone to carry on his ministry. As we have already learned, the person he chose was his young disciple, Timothy. Paul wrote 2 Timothy to encourage him to endure in ministry. Paul was well aware of the persecution that lay ahead for Timothy. Paul also realized that Timothy was not like him—he struggled with courage, boldness, and perseverance. Paul wrote him a letter to urge him to remain faithful to the Lord and steadfast in the ministry God had called him to.

Timothy would never be able to endure the “triathlon” of ministry in his own strength. It was essential that he rely on God’s power to get him through. Paul reminded him in 2 Timothy 2:1, “You then, my son, be strong in the grace that is in Christ Jesus.” Paul then went on to give Timothy six patterns to help him remain strong. A pattern is an example or model to follow.

The first pattern is that of a soldier. Timothy was to think of himself as God’s soldier fighting a spiritual war. He was to keep on fighting and not give up. Just as a soldier could not suddenly decide to quit, neither could Timothy decide to stop battling for the faith.

The second pattern Paul gave to him was that of an athlete. He told him that like an athlete, he was to compete according to the rules. This simply meant that Timothy was to be faithful to obey the Word of God and live the way a minister of the Gospel should.

The third pattern is that of a hard working farmer. Farmers in Paul’s day worked long hours and often in hard and difficult conditions with backbreaking labor. Timothy could not choose a cushy life with no hardships. Instead, he was to remember that the Christian life is filled with hard work and struggles.

The fourth pattern Paul gave was that of a workman. This refers to workers like carpenters, stone masons, leather workers, and tentmakers. Workmen needed to be accurate in all their measurements and cuts or else products would be flawed and no one would buy them. In the same way, Paul wanted

Timothy to be very accurate when he taught the Word of God. There were some teachers who were careless and ended up teaching false doctrine that led people to lead ungodly lives. Paul even named two such teachers: Hymenaeus and Philetus. Paul wanted Timothy to see the importance of digging deep for the one true meaning of the Word of God.

The fifth pattern was that of a vessel or pot. These pots were used for a variety of household purposes depending on what they were made of. The gold and silver vessels were used for honorable purposes such as serving food to family and guests. Wood and clay vessels were used for dishonorable things like garbage and waste. Paul's point to Timothy was for his life to be pure and holy so that he could be used by God as an honorable vessel. When faced with the temptation to sin, he was to "flee" and instead choose to obey God's Word. This would help him as he dealt with the false teachers.

Finally, the last pattern Paul gave was that of a servant. As Timothy obeyed God and confessed sin in his life, he would, among other things, become more gentle and kind as he dealt with those who did not agree with the Bible. A servant was a common, lowly slave in a master's household. He was called on to do the most unpleasant jobs in the home. Paul used this example so Timothy could understand that he needed to have the humility to do a very unpleasant job—deal with those who were proud and thought they knew everything.

Ultimately, each of these patterns points to one perfect individual—Jesus Christ. Timothy was to keep his eyes focused on Jesus and not on himself. He was not to rely on his own might and skills. By following Jesus, Timothy would be strengthened by God's grace and he would be able to endure in the ministry. God's grace is His favor and strength and power that He lavishes on His children even though they did absolutely nothing to deserve it.

If you have a hard time obeying God's Word or find yourself struggling to endure in the midst of difficulties, listen to the apostle Paul—be strong, not in your own strength and abilities, but in God's grace! Show that you depend on Him by praying and submitting yourself wholeheartedly to His purpose and plans for your life.

#### Aim Questions

1. **What are the six patterns Paul gave to Timothy to remind him to be faithful?** (*Soldier, athlete, farmer, workman, vessel, and servant.*)
2. **What was Paul's point in each of these patterns?** (*Soldier ~ stay focused on the war; Athlete ~ play by the rules; Farmer ~ work hard; Workman ~ be accurate with God's Word; Vessel ~ be pure; Servant ~ be humble and gracious.*)
3. **What was Timothy to rely upon in order to fulfill his calling and ministry?** (*He was to rely on God's grace alone.*)
4. **Can we obey completely in our own strength? Why or why not?** (*We cannot because obedience comes from the work of God, Philippians 1:6.*)
5. **Which one of these patterns will you try to apply this week and why?**



#### Look:



**Six Skits (Activity/Role-Play).** 🧑‍🎤, 🦋 Using each of the various patterns, break up the classroom into six groups of students. Give each group a pattern from today's passage: soldier ~ 2:3-4, athlete ~ 2:5, farmer ~ 2:6, workman ~ 2:14-19, vessel ~ 2:20-23, servant ~ 2:24-26. Have them create a skit based upon that specific pattern. Give each group around five minutes to create a two-to-three minute skit and then have each group present their passage.



**Six Patterns to Remain Strong (Five Minute Stations Activity).** 🧑‍🎤, 🦋 Use these stations for the entire LOOK time, approximately 30 minutes for all six stations. Each station will help the students "look" deeper into the six "patterns" Paul gave to Timothy in order for him to grow in godliness and endure the false teachers. Set these up in different locations in the classroom, or you may want to join another grade and split these up into three stations per class depending on how many teachers and students you have in the classroom.

- **Station #1: Sports Station**—Follow the rules. You will need:
  - blank paper for all students
  - pencils
  - small prizes for winner
  - sport equipment items such as a baseball, soccer ball, basketball, hockey puck, etc.

For this competition, set all sports items on a table with a sheet of paper and pencil under each item. The students have two minutes to write as many “rules” as they can think of for each sport. Determine a winner and give a prize.

Turn the papers over. The next two-minute competition is to write as many rules as they can think of on how to live a Godly life. This can be things to do and things not to do. Determine a winner and give a prize.

- **Station #2: Farmer**—Farming is hard work. You will need:
  - a long, narrow cardboard box
  - rocks, dirt or potting soil
  - small hand-held garden tools
  - wheat or oat seed from the Children’s Ministry department

Place rocks in the bottom of the box and cover with dirt. Prepare the field for planting by having the students till their field with a hand rake removing rocks and softening the soil. Have them rake through the dirt again to make it smooth and even, creating rows for planting the seed. Then, plant the seed, cover with dirt, and pray for rain! Explain to the students that farmers patiently rely on God’s grace to provide the sunshine and rain to make their crops grow. Farming is hard work but the farmer knows in the end there will be harvest.

- **Station #3: Servant**—Serving each other out of humility and love. Bring a large bowl of popcorn and serve it in paper cups. Tell the students they are to try and eat the popcorn without bending their elbows. After several failed attempts, let the students know they can help each other by serving one another. If they take turns feeding each other (without bending their elbows), they can both enjoy popcorn.

- **Station #4: Workman**—Each student will need:
  - 2TIM02.GF7** copied onto cardstock
  - scissors
  - glue stick
  - pencil

Prepare an example of this table before class time. To illustrate the importance of accurate measuring, cut 2 legs 1/8-inch shorter than the other two.

Have the students follow the directions below to complete their activity:

1. Cut out the table top on heavy lines.
2. Fold lighter lines backward.
3. Glue where indicated and attach flap to inside of adjacent table edge.
4. Cut out the ruler and the table leg strips on heavy lines.
5. Decide how long to make the table legs (up to four inches).
6. Measure with the ruler and mark the length for the legs with a pencil.
7. Show students the wobbly example and emphasize how important it is to measure accurately if the table is to be stable and level.
8. Cut the legs to length and fold them lengthwise on the lighter lines.
9. Put some glue at the top of each leg (both sides on the outside) and glue them to the inside of the table corners.

Discuss with the students that when a person teaches the Word of God he must be very careful not to make mistakes. One little error can turn the truth into a lie. This means the teacher must study diligently. Read 2 Timothy 2:15 aloud as a class: “Do your best to present yourself to God as one approved, a workman who does not need to be ashamed and who correctly handles (accurately cuts) the word of truth”.

- **Station #5: Vessel**—You will need:  
 clear plastic cups.  
 chilled soda pop—enough for each student  
 large bowl or basin of warm water  
 dish soap  
 large bowl of rinse water  
 paper towels

Preparation: Ahead of time make a mixture of corn syrup and cocoa powder or instant coffee. Smear a little bit on each cup and allow to dry.

Show the students you brought soda pop to drink today. Hand out the dirty cups. Invite them to have some soda. After they refuse, show them where to wash, rinse, and dry their cups. Serve the pop after they are seated. Tell the students what was on the cups. Talk about how everyone would want to use a clean cup. Discuss with the students that God wants us to live a clean life so He can use us for His work. If we sin, we should quickly confess and make things right so we will be ready for whatever God has in mind for us. 2 Timothy 2:21 says, “If a man cleanses himself he will be an instrument for noble purposes, made holy, useful to the Master and prepared to do any good work”.



- **Station #6: The Good Soldier**—Each student will need:  
**2TIM02.GF8** copied onto cardstock




Have a teacher dress in camouflage and sunglasses. Have him explain that a good soldier stays focused on the war at all times. The soldier never loses sight of the battle if there is hope to win it. Paul told Timothy to stay focused on the war at hand and not to get tangled up in the concerns of this world.

There are many ways that soldiers stay sharp and ready for action. The two primary ways are exercise and training. Have the students line up in a straight line shoulder-to-shoulder and an arms-length apart. Tell the students that the first way that a soldier stays focused on the war is to exercise. Lead the students in jumping jacks (side straddle hops), push-ups, sit-ups, and running in place. At each repetition have the students shout out one word of the memory verse until the memory verse has been said several times throughout each exercise.

Now have the students line up one behind the other in a straight line. March them around the room correcting their marching as you see fit and calling out cadence (singing rhythm) by chanting the memory verse.

Have the students fill in the information on a dog tag and welcome them to the war. Explain that this dog tag is a take-home sheet for student and parents participation.

 **Pattern for Grace (Worksheet).**  Have the students unscramble each word to discover a pattern for the man of God. Then have them follow the lines to complete the memory verse, **2TIM02.GF9**.  
*Answers: workman, soldier, farmer, servant, athlete, vessel; “You then, my son, be strong in the grace that is in Christ Jesus” 2 Timothy 2:1.*

 **Who Am I? (Worksheet).**   Have students fill in the name of each role that Timothy was called to fulfill using the role word bank and their Bible's to complete the worksheet. As the students work on the worksheet, discuss the roles a little more so they can grasp fully what Paul was trying to convey to Timothy, **2TIM01.GF10**.



**Remember Grace (Memory Activity and Discussion).** You will need:  
**2TIM02.GF11** for each team or small group (cut apart before class)  
 prize for every student

1. Divide the class into small groups or groups of 6 to 10 students.
2. Have each team gather around a table.
3. Give each team one copy of the memory verse (cut apart) and spread out pieces on the table.
4. This will be a relay game. Emphasize that there will be a prize (such as candy) for each member of the winning team.
5. Each student will take a turn putting the verse in order (have some students go twice if necessary to equal the teams).
6. Have teachers make sure that pieces are scrambled well between turns.
7. While each team member takes his turn, the other members may help with encouragement and advice but they may not touch the pieces.
8. After you have a winner give prizes to the winning team.
9. Discuss the verse 2 Timothy 2:1 "You then, my son, be strong in the grace that is in Christ Jesus." Ask the students: What is grace? *Grace is something we are given that we do not deserve.* Illustrate this by giving prizes to the rest of the students in the class. They do not deserve a prize because they didn't win the game, but they are receiving a prize anyway by grace. Ask them the following questions:
  - What has God given to us that we do not deserve?
  - What does it mean, then, to be "strong in the grace that is in Christ Jesus?"
  - How is it different to be strong in God's grace than just to "be strong?"



**Aim Questions (Worksheet).** Have the students answer the Aim Questions about today's Bible Adventure, **2TIM01.GF12**.



**Passage Review Questions (Worksheet).** This booklet contains many questions from the Scripture passage covered in today's lesson. Students may work on them in class and complete them during the week at home, **2TIM01.GF13 Pgs. 1 & 2**.



**2 Timothy 2:1 (Memory Verse Song).** Words and music for today's memory verse are available upon request from Children's Ministry.



**Took:**



**Playing by the Rules (Worksheet).** Use the worksheet **2TIM02.GF14** to help the students see the "rules" God has given to them to run the Christian race. They will look up verses and match the correct "rule" with the correct verse.



**Paper Man-of-God (Craft).** Each student will need:  
 one copy of **2TIM02.GF15 Pgs. 1-5**  
 scissors  
 crayons or markers  
 zip-top quart bag

Have the students color these six fashions "fit" for the man of God. Then cut them out and try them on! Put them in a zip-top sandwich bag for the trip home. Encourage the students to try to remember the character quality associated with each "outfit."

**They're All In One (Group Activity).** 🦋, 🦋 Each small group will need:

butcher paper (5' to 6' piece)  
coloring crayons or markers

Have students put their pieces of butcher paper on the floor. Then have them choose one student from each group to lie down on the paper (don't choose one that's wearing a dress). Have another student draw around him to get the basic outline of a person. Then have the whole group work to dress and accessorize the "person" with elements from all six patterns to show that a man/woman of God has all these qualities at the same time. The perfect example of all these qualities was one man—Christ. A finished figure might be wearing a barrel (vessel), a soldier's helmet, tennis shoes, and a tool belt. He might be holding a pitchfork in one hand and a bowl and towel in the other. Allow time for each group to show and explain its "man/woman of God."



**Patterns and Rhymes (Craft).** 🦋, 🦋 You can make one of two versions of this craft, **2TIM02.GF16 Pgs. 1-4.** To make a mobile each student will need:

**2TIM02.GF16 Pgs. 1-4**

seven hexagons cut out of different colors of paper according to the pattern provided, with holes punched where indicated.  
scissors  
glue  
crayons or colored markers  
seven small paper clips bent into an 'S' shape  
one zip-top sandwich bag

Have the students follow the directions below to complete their crafts:

1. Cut out the pictures and verse of the rhyme.
2. Cut out the verse and title (Patterns for the Man of God).
3. Glue each picture onto a colored hexagon and glue the corresponding rhyme on the opposite side of the same hexagon so that the holes are at top and bottom.
4. Glue the verse and title opposite each other.
5. Color as time allows.
6. Hook pieces together with paper clips to hang lengthwise.
7. Put verse at either top or bottom.
8. Save one paper clip in the top hole for hanging (put shapes and paper clip hangers in a sandwich bag for the trip home).

To make a shape book each student will need:

**2TIM02.GF16 Pgs. 1-4**

seven hexagons cut out of different colors of paper according to the pattern provided (ignore holes in pattern), stapled together at one side like a book.  
scissors  
glue  
coloring crayons or markers


Have the students follow the directions below to complete their crafts:

1. Cut out the pictures and verses of rhyme.
2. Cut out the verse and title (Patterns for the Man of God).
3. Glue the title to the front of the book and glue the verse to the back.
4. Glue each picture on a colored page and its corresponding rhyme to the page opposite.
5. Color as time allows.



**Paul in Chains (Memory Verse Incentive).** 🦋, 🦋 The incentive for the book of 2 Timothy will be based on the weekly memory verses. Each student will receive a "chain" to remind them of this book (Paul in Chains). Each week a brass charm will be added to their chain, each representing the focus on that week's Bible passage. Encourage your students to participate in this memory verse incentive!



# The Soldier




# The Athlete




# The Farmer



# The Workman



# Pure and Holy Vessels

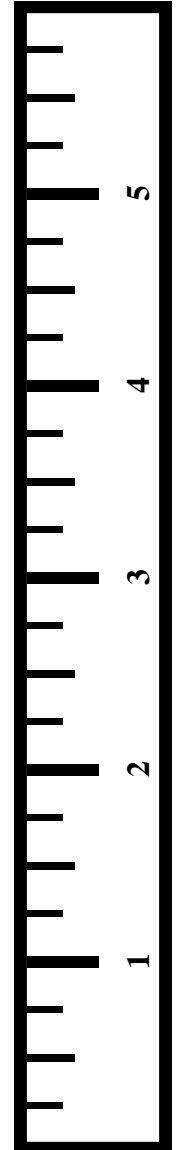
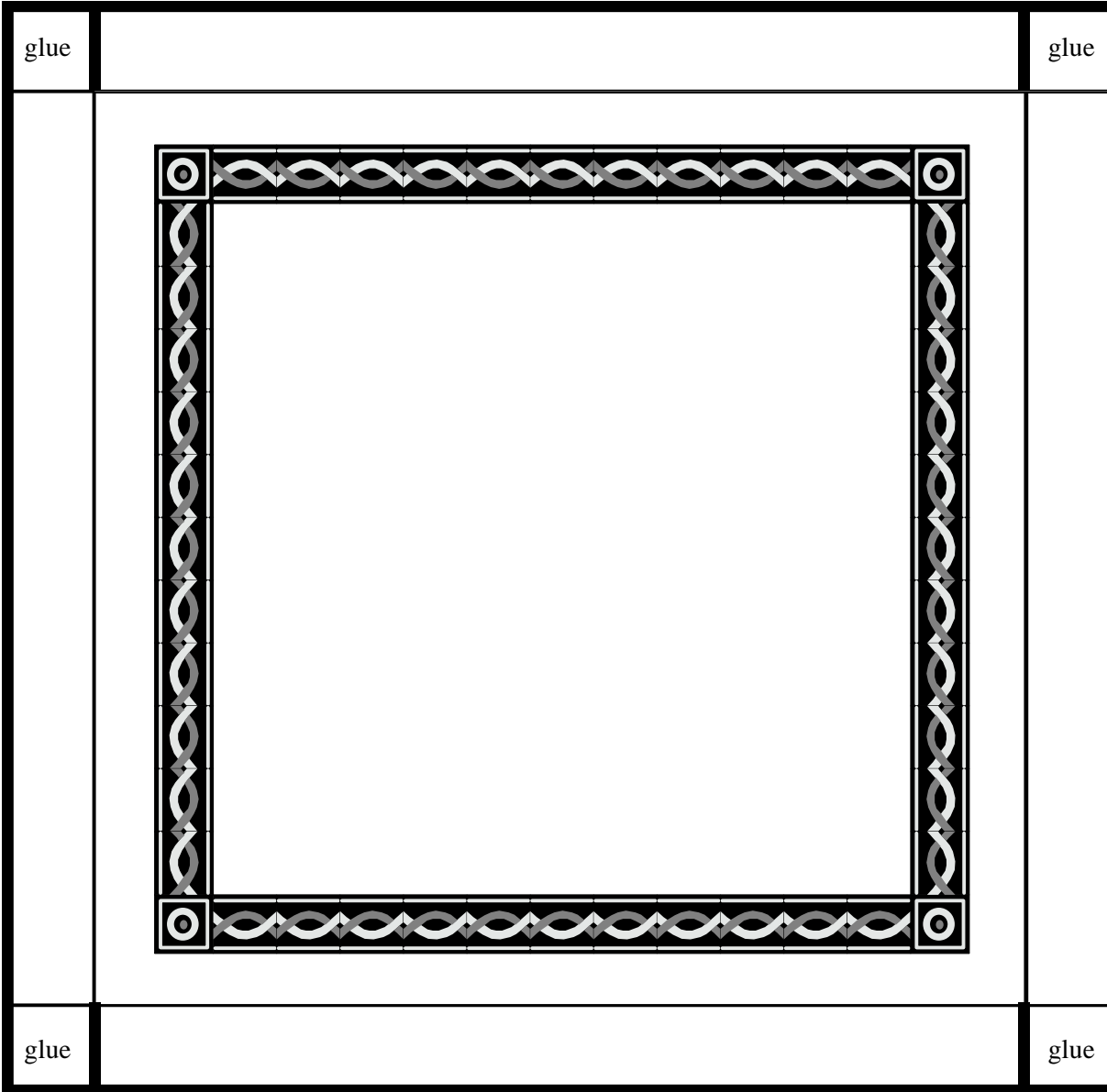



# The Servant



**Station #4 - Workman**

“Do your best to present yourself to God as one approved, a workman who does not need to be ashamed and who correctly handles (accurately cuts) the word of truth.”  
2 Timothy 2:15





# GOD'S ARMY

**NAME:** \_\_\_\_\_

**GRADE:** \_\_\_\_\_


## MEDALS



**VESSELS**



**SOLDIER**



**FARMER**



**SERVANT**



**WORKMAN**

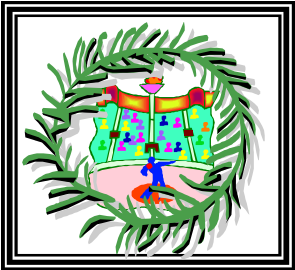


**ATHLETE**

Parents: Use this as a take home review sheet for 2 Timothy Chapter 2. Below each medal is a check box. During the week review the different roles that Timothy had to fill. At the point that you believe your child is picking up on the roles, check off the box and award the medal.



# Pattern for Grace



Each scrambled word is a pattern for the man of God.  
Unscramble each word.  
Then follow the lines to complete the memory verse,  
2 Timothy 2:1.

kanrowm



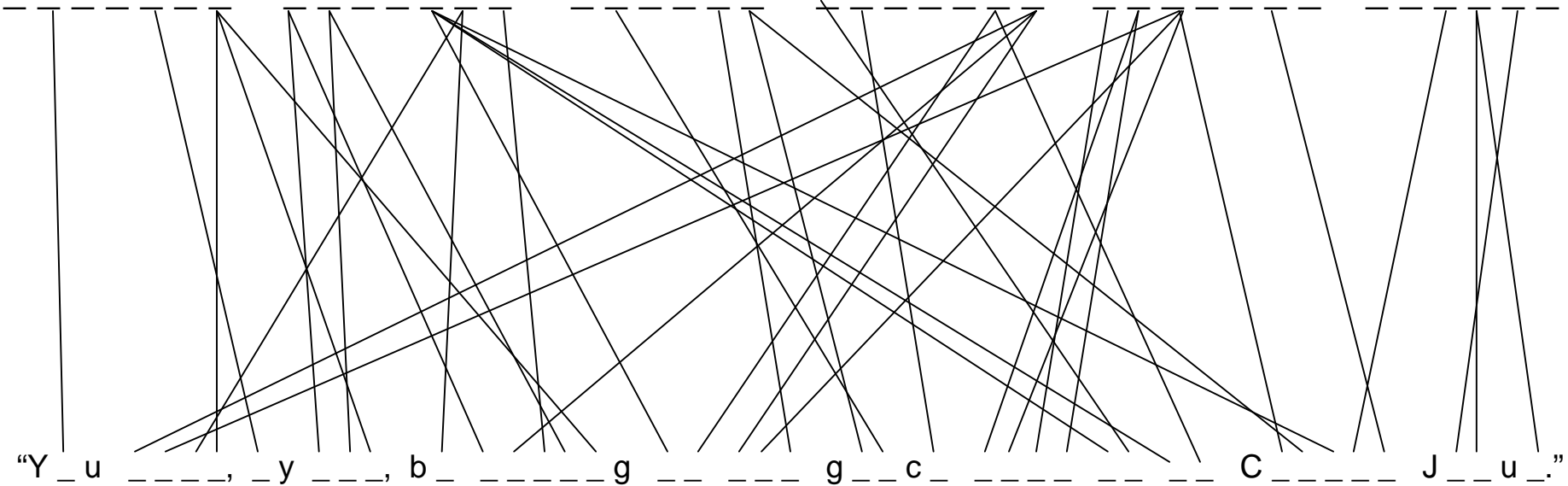
redosil

refram

trevasn

etahele

selves





# Who Am I?



Use the clues below to identify each role that Timothy was called to fulfill. You can use the Role Word Bank below or your Bible. (Hint: 2 Timothy 2)

I seek approval from God. I handle His Word carefully and correctly, so that God's people will be fed the truth. Who am I?

My focus is single and sure. I do not get involved in civilian affairs. Who am I?

Soft soil sift through my rough hands. I work hard at the job that God has given me. Who am I?

The course is laid out before me. I will stay on the course by following the rules. Who am I?

I am used for many things in different households. Ultimately, I desire to be pure and useful to the Master. Who am I?

I must guard against arguing as I shepherd the people of God. Gentleness and kindness should be the description of my life. I must faithfully teach the Word in hope that God will grant my hearers repentance and salvation. Who am I?



## Role Word Bank

Soldier - stay focused on the war


Athlete - play by the rules

Farmer - work hard

Workman - be accurate with God's Word

Vessel - be pure

Servant - be humble and gracious



**Remember Grace**

**“You**

**then,**

**my**

**Son,**

**be**

**strong**

**in the**

**grace**

**that**

**is in**

**Christ**

**Jesus.”**

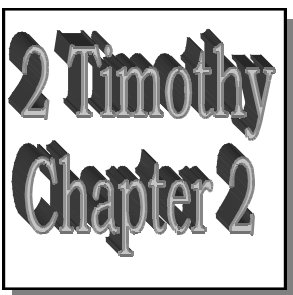
**2 Timothy 2:1**

# Aim Questions

Answer the following questions about today's Bible Adventure.

1. What are the six patterns Paul gave to Timothy to remind him to be faithful?
2. What was Paul's point in each of these patterns?
3. What was Timothy to rely upon in order to fulfill his calling and ministry?
4. Can we obey completely in our own strength? Why or why not?
5. Which one of these patterns will you try and apply this week and why?

*If you have a hard time obeying the truths of God's Word or find yourself struggling to endure in the midst of trials, listen to Paul's exhortation—be strong, not in your own strength, but in God's grace! Rely on him in humble prayer and submit yourself wholeheartedly to His purpose and plans for your life.*



*"You then, my son, be strong in the grace that is in Christ Jesus."  
2 Timothy 2:1*

## **Passage Review Questions**

### **2 Timothy Chapter 2**

Who gives the grace that we can find strength in? (2:1)

What does Paul tell Timothy to do with the things that he had been taught? (2:2)

What does Paul call Timothy to endure? (2:3)

Paul challenges Timothy to live like what role model? (2:3, 4)

Who does a good soldier want to please? (2:4)

What must an athlete follow in order to be eligible to win the race? (2:5)

How should Timothy be like a farmer? (2:6)

What does Paul say he suffers for? (2:8, 9)

What does Paul say is chained? What does Paul say can not be chained? (2:9)

For whom was Paul willing to lay his life down? What message did he carry for them? (2:10)

What has no value compared to eternal things? (2:14)

Paul tells Timothy to do three things to be “a workman”. What are they? (2:15)

When Paul said “workman”, what did he really mean for Timothy? (2:15)

What happens to those who indulge in godless chatter and false teaching? (2:16-18)

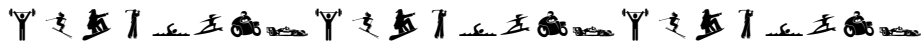
What does Paul say about God’s foundation? (2:19)

List the things that Paul says to be doing and to not be doing? (2:22-24)

How should Pastor’s handle those who oppose their teaching? (2:25, 26)



# Playing by the Rules??



Look up the following verses to see if you are “playing by the rules” God has given you in the Christian race. Match the verse with the right “rule”.

## Bible Verse

Colossians 3:9

Ephesians 4:31

Philippians 2:14

Ephesians 6:1

1 Thessalonians 5:17

Romans 12:17

Colossians 3:13

## Rule

a. No anger

b. No revenge

c. Forgive others

d. Obey parents



e. No grumbling

f. No lying

g. Pray always




# Paper Man-of-God



soldier

# Paper Man-of-God

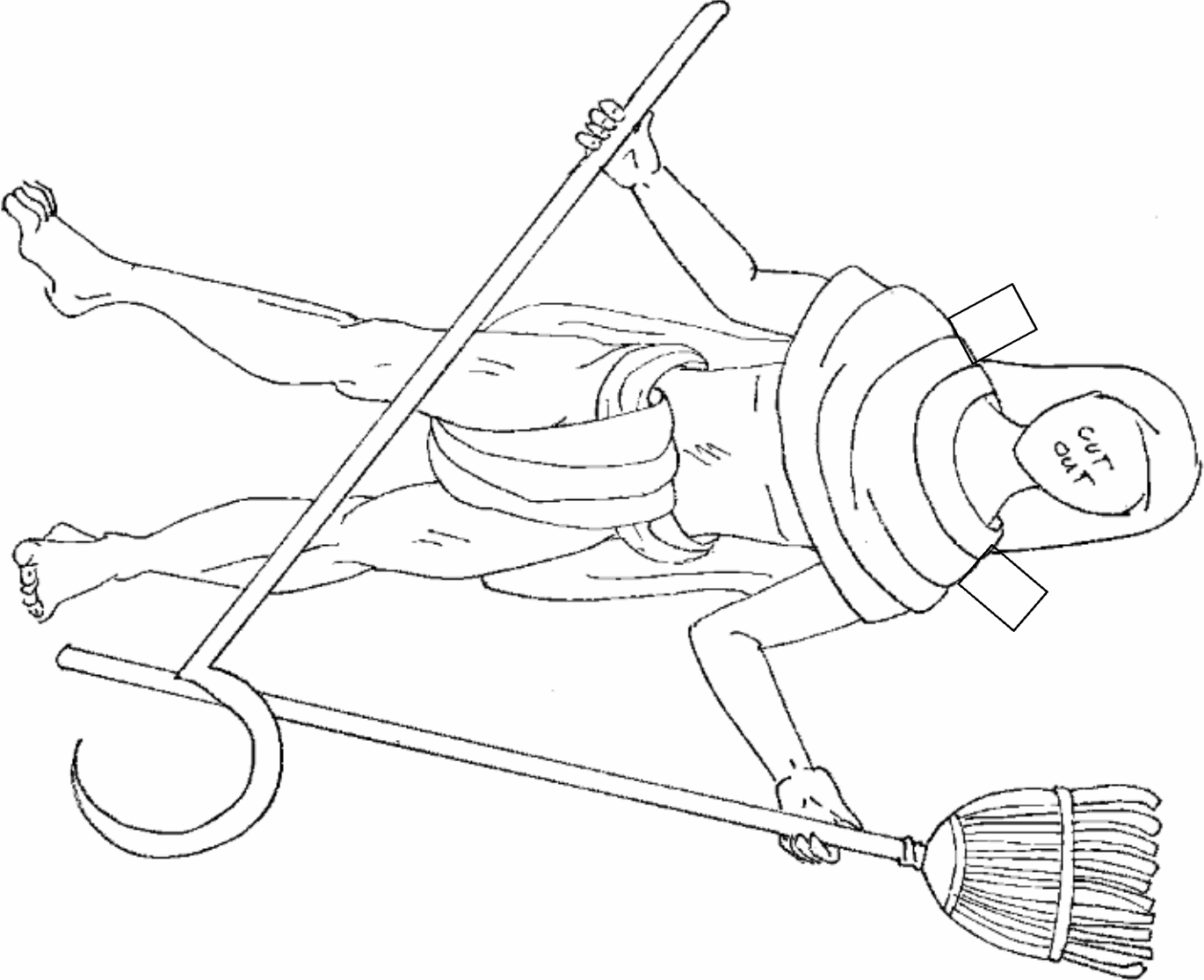


athlete



workman

# Paper Man-of-God




farmer

# Paper Man-of-God

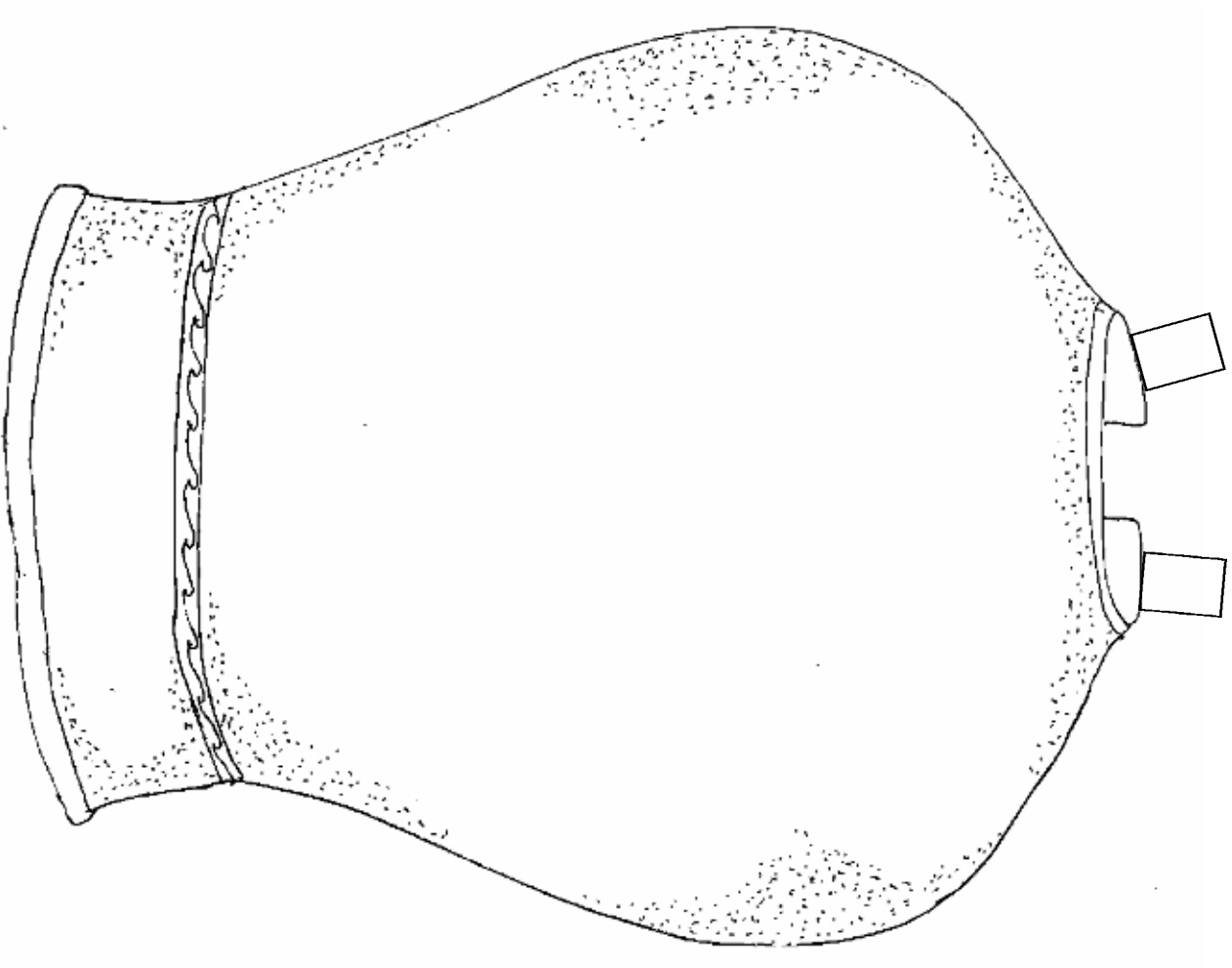


servant



vessel


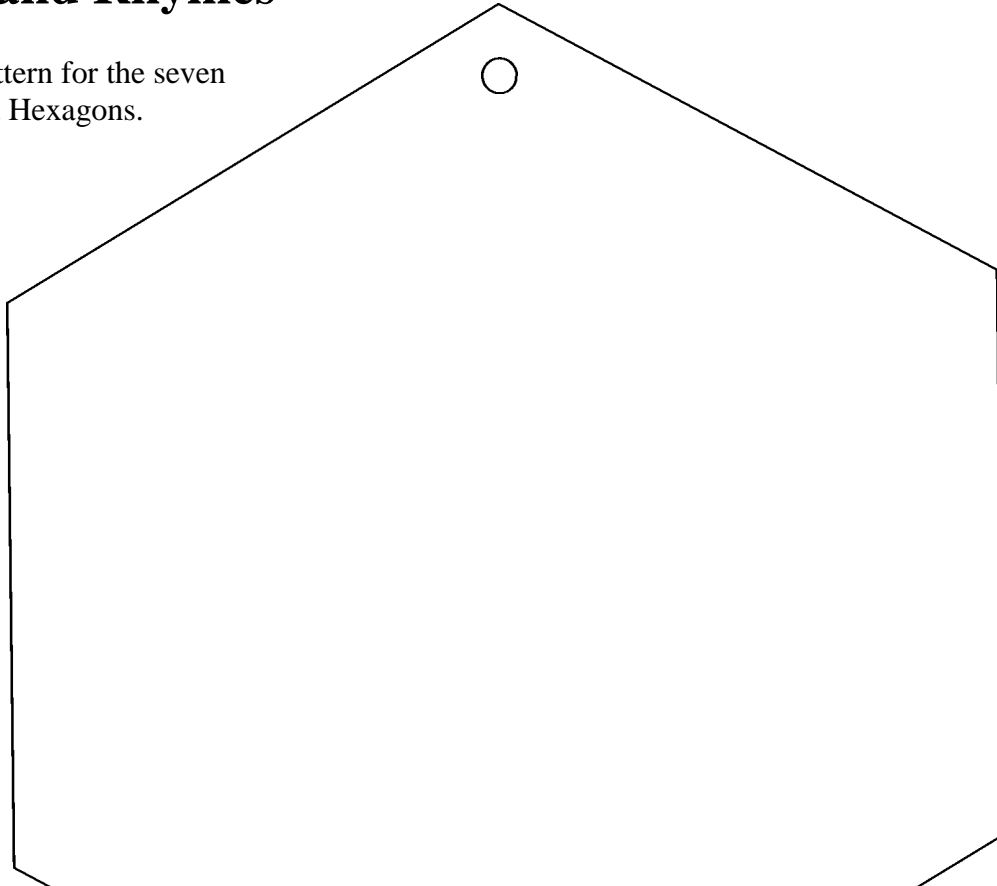
# Paper Man-of-God



vessel

# Patterns and Rhymes

This is the pattern for the seven  
colored Hexagons.

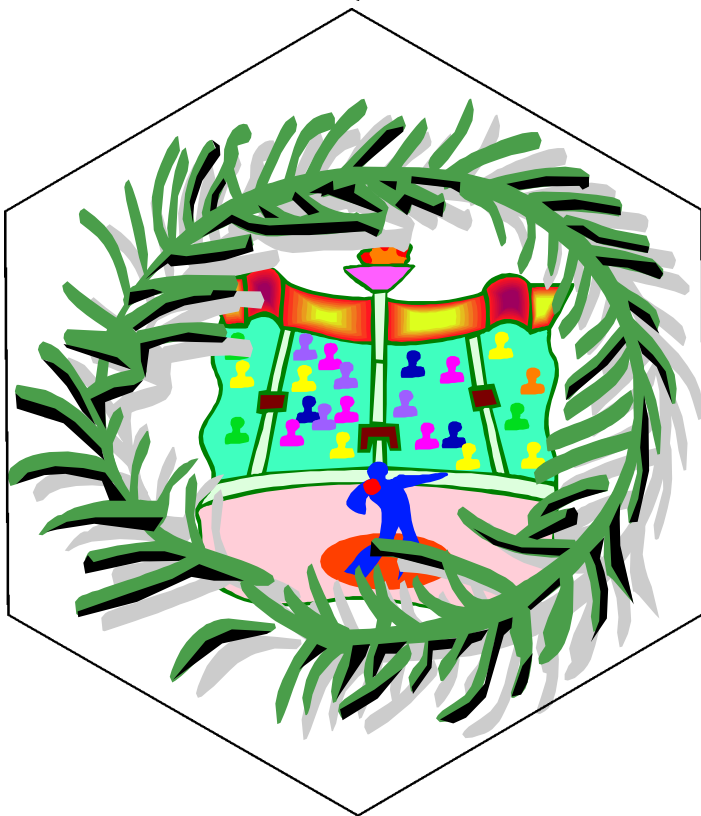


*Patterns for the  
Man of God*

*2 Timothy 2:1  
"You then, my son,  
be strong in the  
grace that is in  
Christ Jesus."*



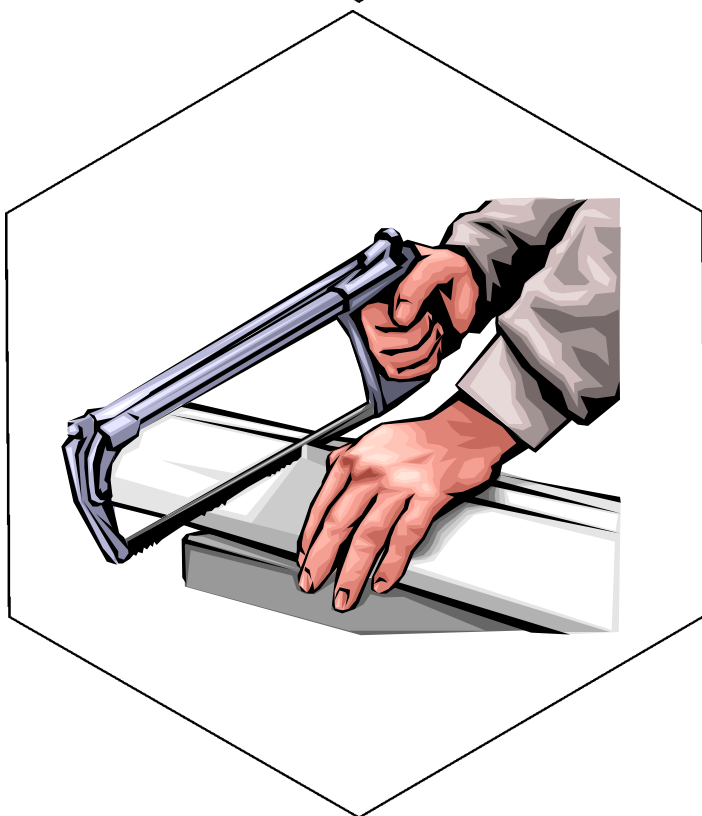
*Be a good soldier,  
In hardship and strife,  
Who isn't distracted,  
By things of this life.*




*If rules are not followed,  
When athletes compete,  
They won't get a crown,  
When the race is complete.*



*If a farmer works hard,  
And does not stop,  
He'll be first to enjoy,  
A very fine crop.*



*A workman is careful,  
To cut straight and true,  
When you teach from  
God's word,  
This is what you should do.*



*From clay pots and silver,  
The Master can choose,  
But a vessel that's clean,  
Is what He will use.*



*People who fight with you,  
God can reach,  
Be a servant who's kind,  
And able to teach.*