

Materials I Need:

Legend:



= Option 1, Appropriate for 1st – 2nd Grade



= Option 2, Appropriate for 3rd – 6th Grade

Memory Work:

“So do not be ashamed to testify about our LORD, or ashamed of me His prisoner. But join with me in suffering for the Gospel, by the power of God.” 2 Timothy 1:8 (NIV)



Hook:



Perseverance in a Runner (Story).   Read this short account to illustrate perseverance.

Some say that John Stephen Akhwari is Tanzania's greatest athlete. He is a marathon runner who became famous in the 1968 Olympic Games when he represented Tanzania in Mexico City. The surprising thing is that he didn't win the gold medal. He didn't win any medal at all. In fact, he finished dead last.



By the time John Akhwari crossed the finish line, it had been over an hour since the Ethiopian winner had finished. The medal ceremony was over, the television cameras were gone, and only a few people even realized that there was still a runner on the course.


John had fallen in the early part of the race and badly injured the knee and ankle of one leg. He then endured the rest of the 26-mile course alone and in pain through the darkening streets of Mexico City. When he entered the almost-empty stadium he was bloody, dehydrated, and hobbling because of muscle cramps. When the remaining spectators realized what was happening, they cheered for Akhwari as if he were finishing in first place.

A reporter who spoke to him later tried to understand why he kept running. "You were injured early. You were hurting badly. You knew you could not win the race. Why didn't you just give up? Why didn't you stop? Why didn't you just quit?" After a moment John answered, "I don't think you understand. My country did not send me to Mexico City to start the race. They sent me here to finish."

John Akhwari is a great athlete, not because he won the gold medal, but because he persevered; he refused to quit. To persevere is to keep going—in spite of suffering and difficulties—all the way to the end.



Equipping for a responsibility (Discussion).   Discuss with the students a few examples of how someone would train another person to assume a responsibility in his absence. For example, a mom would show a babysitter where things are and what the rules are before leaving to go on a date with dad. A teacher would leave plans for a substitute teacher to follow in his absence, etc. Explain to the students that Paul knew that he would soon die in prison. He wrote this letter to Timothy to prepare him for the time that was coming when he would no longer be available. He was giving his final instructions and encouraging him in his tasks for the Lord.

 **The Hare and the Tortoise (Story).** 🐰, 🐢 Read this Aesop's Fable to the class as an illustration of perseverance. Use a picture book version if you have one.

A hare was one day making fun of a tortoise for being so slow upon his feet. "Wait a bit," said the tortoise; "I'll run a race with you, and I'll wager that I win."

"Oh, well," replied the hare, who was much amused at the idea. "Let's try and see." It was soon agreed that the fox should set a course for them and be the judge. When the time came both started off together, but the hare was soon so far ahead that he thought he might as well have a rest; so down he lay and fell fast asleep. Meanwhile the tortoise kept plodding on, and in time reached the goal. At last the hare woke up with a start, and dashed on at his fastest, but only to find that the tortoise had already won the race. Slow and steady wins the race.

 **"Stick-to-a-tivity" (Activity).** 🐰, 🐢 You will need:

tarp
two buckets
sand
common dinnerware tablespoon

1. Before class, fill one bucket with sand. Make sure that it is too heavy to lift using the teaspoon through the handle of the bucket.
2. At one end of the classroom, lay out a tarp and place the bucket of sand at one end of the tarp.
3. At the opposite end of the tarp place the empty bucket.
4. Tell the students their job is to try to move this bucket of sand using this little teaspoon. Can they do it? (*Show them how heavy the sand is by placing the spoon through the handle and trying to lift the bucket.*)
5. Some students may comment that it's impossible and begin grumbling and complaining about the job.
6. After some time has passed, show them how if they had persevered they could have moved all the sand by scooping one teaspoon out and carrying it over to the empty bucket.

Explain how we can often feel like a job is overwhelming, but God will never ask us to do anything impossible. He will always give us the tools, strength and endurance we need to finish a job.

 **Hard Pressed (Balloon Activity).** 🐰, 🐢 You will need:

a few 9" round balloons
a few fairly heavy books
rubber bands

1. Place a deflated balloon on the table with the mouthpiece hanging over the edge.
2. Put two rubber bands around a stack of about three books and lay the books on top of the balloon.
3. Ask the students: Can you get the balloon out from under the load of books without touching the books? Many will try to lift the mouthpiece of the balloon in hopes of tipping the books. If the books are heavy enough, they will not be able to lift the books by using this method, nor will they be able to pull the balloon out from under the books.
4. Explain to them how people are often like this balloon—hard pressed with many burdens from every side; feeling like there is no way out. However, when we persevere and rely on God, He gives us the ability and strength to endure and get out from the heavy load.
5. Blow air into the balloon and show how the books move off the balloon.

Note: Practice this a few times at home first to get the right combination of books (weight) that will make this work.



Tombstone Tour (Quotes). 🦋, 🦋 It's interesting to read how some people sum up the life of a person who has died. Here are some real epitaphs from tombstones.

- *As the flowers are all made sweeter by the sunshine and the dew, so this old world is made brighter by the lives of folks like you. Bonnie Parker, Crown Hill Cemetery, Dallas, Texas*
- *He was a failure as a husband and father. He was insane 15 years because of liquor but died sober. May Christ have mercy on his soul. He was not a pilgrim. John T. McMahon, Vine Hill Cemetery, Plymouth, Massachusetts*
- *Here is where friend Starkwether lies. Nobody laughs, nobody cries. Where he goes, how he fares, nobody knows, nobody cares. John Starkwether, Silver Lake Cemetery, Portage, Wisconsin*
- *Gone away, Owin' more than he could pay. Owen Moore, Battersea, London, England*
- *I don't want to talk about it now. Bonnie Anderson, Forest Lawn, Los Angeles, California*
- *Here lieth W.W. Who never more will, trouble you, trouble you. William Wilson, Lambeth, London, England*
- *Here beneath rest the ashes of a man who was in habit of always postponing everything till the day after. However, at last he improved and really died Jan 31, 1972. Fritiof Nilsson Piraten, Ravlunda, Sweden*
- *My glass is run, my life is spent, my earthly temple was but lent. Why should I wish for length of years, to spend them in a veil of tears. Friends nor physicians could not save, my mortal body from the grave. Nor can the grave confine it here, when Christ doth call me to appear. Ruth Adams, Rockingham Meeting-House Cemetery, Rockingham, Vermont*

Explain to the students that when Paul wrote 2 Timothy he knew that he was very near the end of his life. This is what he said about himself and his life: "And of this Gospel I was appointed a herald and an apostle and a teacher. That is why I am suffering as I am. Yet I am not ashamed, because I know whom I have believed, and am convinced that He is able to guard what I have entrusted to Him for that day."



Book:

Presentation Ideas –



Paul in Prayer for Timothy (Illustration/Coloring Page). 🦋, 🦋 2 Timothy 1:3, 2TIM01.GF1.



Onesiphorus Gives Aid to Paul (Illustration/Coloring Page). 🦋, 🦋 2 Timothy 1:16, 2TIM01.GF2.



Paul in Chains (Illustration/Coloring Page). 🦋, 🦋 2 Timothy 4:13, 2TIM01.GF3.



Paul in prison (Discussion). 🦋, 🦋 Bring in a few objects to show the students as you talk about the setting Paul was in when he wrote this final epistle. Put them in a pocket or bag and take them out one by one. For example, you could use a piece of chain to talk about how Paul was in chains (2 Timothy 2:9). In 2 Timothy 4:13, Paul requests his cloak because he is in a cold cell. Use a warm article of clothing or maybe a piece of ice to talk about this. Paul knew that he would soon die (2 Timothy 4:9, 21). Use something that reminds you of death (dirt, a stone, etc.).

Bible Adventure for 1st – 6th Grades –

Friends and family often cherish the final words of a loved one. While maybe not the very last thing he said, the book of 2 Timothy is the last recorded letter Paul wrote before he died. He wrote it from a dark, dank dungeon in Rome to his beloved disciple, Timothy. Paul was in prison because he would not stop preaching the Good News about Jesus Christ. He knew he was about to be killed so he wrote to Timothy and pleaded with him to quickly come to Rome so he could see him one last time before his death. Paul wanted to pass on his role as leader to his dearest and closest disciple. Throughout his letter, Paul exhorted Timothy to remain faithful to the Word of God and to endure through the suffering and persecution he would face. To endure is to keep on going and never give up. The theme of 2 Timothy is **endurance in ministry**.

Throughout his entire Christian life, the apostle Paul never gave up even though he was constantly persecuted for following the Lord he so dearly loved. He had many scars on his body to show the suffering he had been through. As he faced his death, Paul rejoiced in knowing he would soon be in heaven with Jesus, but he also realized that the ministry of spreading the Gospel needed to continue. Who would carry on after he was gone? Most of his friends had abandoned him because they did not want to face the same persecution Paul did. Only a few remained loyal to him, ministering to his needs while he was in prison. Paul was certain that Timothy was the man to carry on so he urged him to hurry to Rome so they could talk face-to-face.

Paul began his letter by conveying his deep love for Timothy. Paul had prayed constantly for him and shared how he longed to see him. He reminded Timothy of how both his mother and grandmother had loved the Lord and had passed this love on to him. If Timothy had any thoughts of giving up on his ministry, Paul encouraged him to depend on the Lord. His strength would come from the fact that Christ had saved him from his sins and called him to be a minister of the Gospel. Wonderful things awaited him in heaven. This hope would enable him to remain steadfast and endure suffering while he spread the Gospel. There was no reason for Timothy to ever be ashamed of God or Paul because the power of God was working in his life.

Paul went on to share how God had given him courage in the midst of his own suffering. He never was ashamed of the Gospel because he had such a close relationship with his Lord and knew he would immediately be with Him when he died. He was absolutely certain that nothing could break the precious promises of God! This is why he pleaded with Timothy to cling to the truth and guard it with his life.

Because Paul loved Timothy so, nothing would have grieved his heart more than to have him turn his back on Paul and the Gospel he had given his life for. It was now Timothy's turn to be the leader and carry on the work Paul had started. Even though he would face many dangers, Timothy could trust that the power of almighty God and the wonderful promises of heaven would give him the strength he needed to endure.

To endure in the Christian life is called perseverance. Only a true believer will be able to persevere and remain faithful to the Lord until the end of his life. Someone who tries to be a Christian without giving his life to Jesus will not be able to endure and will be unpleasantly surprised when he stands before the Lord on the Day of Judgment. But how does a true believer persevere when there is so much suffering and hardship to face? The answer lies in the fact that when God saves someone He promises that even after he has died, he will have eternal life with God forever. Knowing and believing in this future promise gives the Christian hope to press on through the trials of life in the here and now. Will you be able to persevere and remain faithful to the Lord until the day you die? The only way to be sure is if you are certain you are a Christian and have a relationship with Jesus Christ. Talk to your parents or Bible school teachers if you want to hear more. If you know you are truly saved, then the hope of one day being with God forever will keep you going—and going—and going hard for God until you die.

Aim Questions

- 1. Where was Paul when he wrote 2 Timothy?** *(In a Roman prison cell.)*
- 2. Why did Paul write 2 Timothy?** *(It was to have Timothy come to Rome and to pass the leadership to him.)*
- 3. What is the theme of 2 Timothy?** *(The theme is Endurance in the Ministry.)*
- 4. What are the roots of endurance?** *(Believing in the promises of salvation that one day, we will be with Christ.)*
- 5. Why did Paul call Timothy to persevere?** *(There was going to be great suffering ahead of him.)*



Look:



Make Ice Cream (Object Lesson/Snack). 🍌, 🦋 You will need:

an old fashioned, hand-crank, ice cream maker (or use two containers to simulate an ice cream maker, placing the smaller container inside the larger one. Put the ingredients in the small one and surround it with ice and salt.)
ingredients for ice cream
ice and salt
bowls and spoons for serving

1. Start the process of making ice cream as close to the beginning of class as possible.
2. Allow students to take turns cranking (or stirring). They will be excited at first, but as time goes by they will become tired and bored with the work.
3. Encourage them to “persevere” and remind them of the end result if they don’t give up.
4. Keep on cranking as class time proceeds.
5. Allow students to continue quietly in turn and let teachers relieve them when the attention of all the students is desired.

Tell the students that when Timothy was going through hard times, Paul encouraged him to keep going and remember the future value of what he was working and suffering for.



Are You Ashamed? (Skit). 🍌, 🦋 Have two teachers (or students) who have acting ability stand in front of the class holding two pre-drawn pictures of Jesus. The backs of the pictures are toward the audience so that they cannot see the pictures. A third teacher asks the first person to share the picture. This person acts very reluctant and ashamed of his or her drawing. He or she says something about being embarrassed of the picture and that no one probably knows who is in the picture. The teacher then asks the second person to share his or her picture. This person excitedly tells the audience about the picture. He or she tells the students that the picture is of someone who changed the world and can change them. He is Lord and Savior of his or her life and that He died on the cross for our sin, etc. All this is said without turning the pictures over. The third teacher then asks the teachers/students to turn their pictures over at the same time. At this point the two teachers/students reveal pictures of Jesus. Ask the students which person they are like. Are they bold when it comes to talking about Jesus or are they ashamed? Tell them that in today’s lesson they will learn about someone who was not ashamed of Jesus Christ.



Not Ashamed (Memory Activity). 🍌, 🦋 Write the memory verse on the board in phrases as follows:

“So do not be ashamed
to testify about our Lord,
or ashamed of me his prisoner.
But join with me
in suffering for the Gospel,
by the power of God.”
2 Timothy 1:8

First discuss the verse with the students. Ask them the following questions:

1. Who is talking?
2. To whom is he talking?
3. What does it mean to be ashamed?
4. What is Paul asking Timothy to do?

Now divide the class into two groups (maybe boys and girls). Have them move to opposite sides of the room and face each other. Have them recite the verse antiphonally (one side and then the other); phrase by phrase. Alternate the side that begins so students can learn the whole verse. Make this a competition for volume to illustrate the idea of not being ashamed.



Examples and Advice (Worksheet). 🍌, 🦋 Have the students complete this worksheet to review the Bible characters; good and bad examples of perseverance for Timothy; and the advice from Paul for Timothy in 2 Timothy chapter 1, **2TIM01.GF4 Pg. 1. Answer Key: 2TIM01.GF4 Pg. 2**

- Persevere in the Faith (Worksheet).** 🎨, 🦋 Using the synonym clues and the memory verse provided, have the students unscramble each of the clue words. Once the students unscramble the clue words, have them take the letters that appear in boxes and unscramble them for the final message, **2TIM01.GF5**. *Answer Key:* testify, Lord, prisoner, ashamed, suffering, Gospel, power and God. *Secret message:* Persevere.
 - Aim Questions (Worksheet).** 🎨 Have the students answer the Aim Questions about today's Bible Adventure, **2TIM01.GF6**.
 - Passage Review Questions (Worksheet).** 🎨, 🦋 This booklet contains many questions from the Scripture passage covered in today's lesson. Students may work on them in class and complete them during the week at home, **2TIM01.GF7 Pgs. 1 & 2**.
 - 2 Timothy 1:8 (Memory Verse Song).** 🎨 Words and music for today's memory verse are available upon request from Children's Ministry.
-



Took:

- Timothy, My Dear Son (Worksheet).** 🦋 Have the students imagine what it was like for Paul to write his last letter to his closest friend, Timothy. He might never see Timothy again, so Paul wanted to write Timothy a very special letter because he had some very important things to tell him. Now have the students imagine writing their last letter to their parents. Have them write down the things they would like to tell them in their last letter to them, **2TIM01.GF8**.
- What Do You Want to Be When You Grow Old? (Discussion).** 🎨, 🦋 Ask the students what they want to be when they grow up. Let several students answer briefly. Many times young people are encouraged to look forward and plan for the years when they will have a career and possibly raise a family, but all this happens in about the middle of a person's life. Ask the students the following questions:
 1. Have you ever thought about what you want to do when you are near the end of your life?
 2. What kind of a person will you have become?
 3. When you look back at your life, then, what will matter most to you? More importantly, what will your relationship be like with God?
 4. Will you fear death, or will you look forward to glory as Paul did?
- Testimony of Perseverance (Guest).** 🎨, 🦋 Invite an older person who has been a faithful believer for most of his/her life to give his/her testimony to the class. Have him or her tell how he or she came to know the Lord. Have him or her tell about difficult times in his or her life and what he or she learned about God's grace through them. Have him or her also share ways that God provided over the years and about opportunities for ministry and service—not just at church, but also at work, with family, etc. Encourage the guest to talk about anything he or she wishes he or she had done differently in his or her life and about how he or she views the prospect of his own death.
- Memory Verse Fan (Craft).** 🎨, 🦋 Each student will need:
 - 2TIM01.GF9 Pgs. 1 & 2** duplex copied on white paper
 - coloring crayons or markers
 Have the students color the picture portion of the fan on each side of the page. Then have them fan-fold the page. Viewing the fan at a low angle from one direction will reveal the pictures they have colored, and viewing from the other direction will reveal the memory verse.



What Do You Want on Your Tombstone? (Activity/Discussion/Worksheet). 🎨, 🦋

You will need:

An obituary section from a recent newspaper. (Look in the regional section of the Sunday paper.)

Each student will need:

2TIM01.GF10

colored markers

1. Show the obituary section to students and read a few short obituaries and some excerpts from longer ones because they provide more detail. For older students, you may want to allow a few individuals to choose one obituary and read it.
2. Ask the students, "Do any of them mention faith in God or service to others?"
3. Explain to them that when Paul wrote 2 Timothy he knew that he was very near the end of his life. This is what he said about himself and his life: "And of this Gospel I was appointed a herald and an apostle and a teacher. That is why I am suffering as I am. Yet I am not ashamed, because I know whom I have believed, and am convinced that he is able to guard what I have entrusted to him for that day." He was very sure what the purpose for his life had been, and that he could face death without fear.
4. Ask them to imagine that they are at the very end of their life. What do you imagine you would want others to say about your life?
5. Have the students put their most important idea into one sentence and write it on their "tombstone".
6. Have them color their tombstone if desired.



Paper Chains (Craft). 🎨, 🦋 Each student will need:

2TIM01.GF11 Pgs. 1-3 printed on three different colors of paper

glitter or similar decorations

glue


Tell the students while the Apostle Paul was in prison expecting to receive a death sentence, he wrote the letter we know as 2 Timothy. Instead of looking negatively at his own situation, Paul was very positive to encourage Timothy, his faith partner and friend. The words on the paper chain are words Paul used.

Have the students cut the paper strips and decorate them and put them together to make a paper chain. Tell the students that even though trials and troubles they go through can tend to discourage them, keeping their minds fixed upon the positive things that God has given them will help them to get through negative situations.



Paul in Chains (Memory Verse Incentive). 🎨, 🦋 The incentive for the book of 2 Timothy will be based on the weekly memory verses. Each child will be able to receive a "chain" to remind them of this book (Paul in chains). Each week, a brass charm will be added to their chain, each representing the focus on that week's Bible passage. Encourage your students to participate in this memory verse incentive!

Paul in Prayer for Timothy



Onesiphorus Gives Aid to Paul



Paul in Chains without His Cloak



Examples and Advice


Match these characters from 2 Timothy chapter 1 with their description.

Holy Spirit	The apostle, herald, and teacher writing to Timothy (1:1&11).
Timothy	Woman of sincere faith—Timothy’s grandmother (1:5).
Eunice	Lives in us and helps us guard the gospel (1:14).
Lois	Paul’s much-loved son in the faith (1:2-4).
Jesus	Deserted Paul (1:15).
Paul	Deserted Paul (1:15).
God	Saved us and calls us to a holy life (1:8, 9).
Phygelus	Woman of sincere faith—Timothy’s mother (1:5).
Hemogenes	Searched for Paul in Rome and helped him (1:16-18).
Onesiphorus	Destroyed death and brought life and immortality to light (1:10).

Which people above were good examples of perseverance for Timothy? Which were bad examples?

GOOD Examples

BAD EXAMPLES



Paul told Timothy some things he wanted him to do and not do. All of these imperatives are in the passage, but some should be preceded by “DON’T”. Add this where needed.

_____ *fan into flame the gift of God (1:6).*

_____ *be ashamed to testify of our Lord (1:8).*

_____ *be ashamed of me, His prisoner (1:8).*

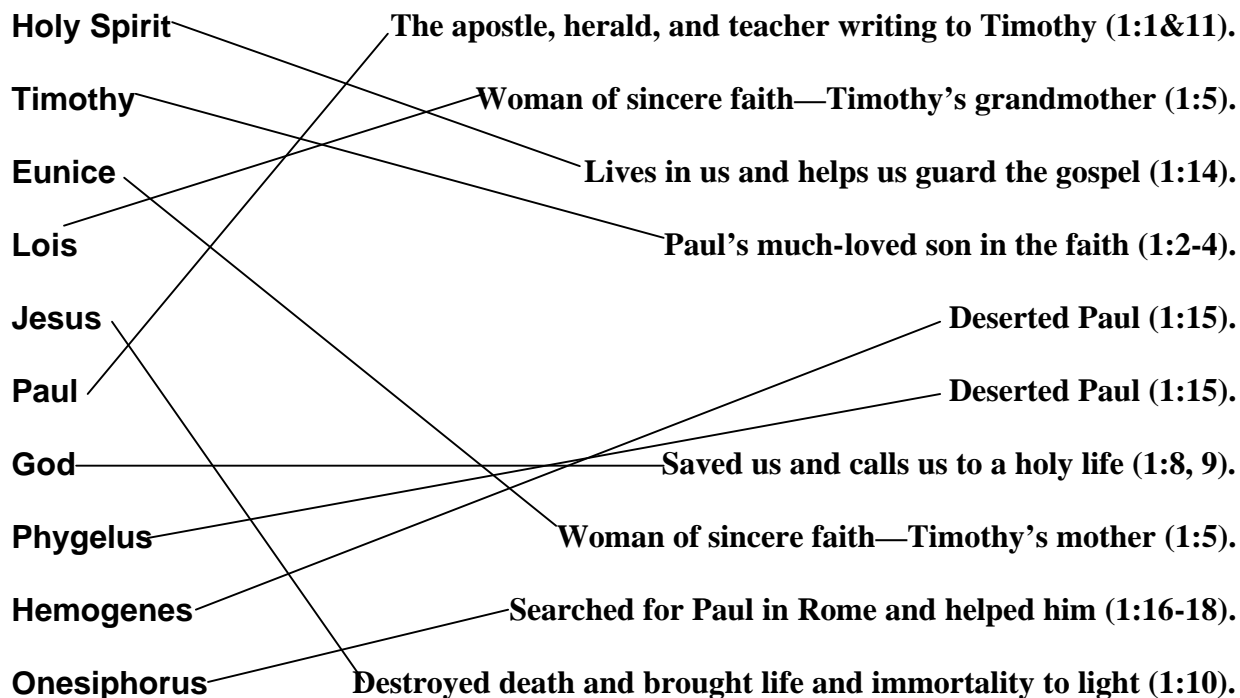
_____ *join with me (Paul) in suffering for the Gospel (1:8)*

_____ *keep what you have heard from me (Paul) (1:13).*

_____ *guard the good deposit (teaching) entrusted to you (1:14).*

Examples and Advice—Answer Key

Match these characters from 2 Timothy chapter 1 with their description.



Which people above were good examples of perseverance for Timothy? Which were bad examples?

GOOD Examples

BAD EXAMPLES



Paul told Timothy some things he wanted him to do and not do. All of these imperatives are in the passage, but some should be preceded by “DON’T”. Add this where needed.

_____ *fan into flame the gift of God (1:6).*


DON’T *be ashamed to testify of our Lord (1:8).*

DON’T *be ashamed of me, His prisoner (1:8).*

_____ *join with me (Paul) in suffering for the Gospel (1:8)*

_____ *keep what you have heard from me (Paul) (1:13).*

_____ *guard the good deposit (teaching) entrusted to you (1:14).*



Persevere in the Faith

Using the synonyms provided below, unscramble each of the clue words. Once you unscramble the clue words, take the letters that appear in the circles and arrange them for the secret message.

- FETYSTI

	○					
--	---	--	--	--	--	--
- RODL

		○	
--	--	---	--
- SINREOPR

			○			○	
--	--	--	---	--	--	---	--
- MAADEHS

						○	
--	--	--	--	--	--	---	--
- FIERUSGFN

						○			
--	--	--	--	--	--	---	--	--	--
- GOLSEP

				○		
--	--	--	--	---	--	--
- ROPWE


				○	
--	--	--	--	---	--
- DOG

--	--	--

Secret Message:

					V			
--	--	--	--	--	---	--	--	--

- Synonyms**
1. witness
 2. master
 3. captive
 4. embarrassed
 5. feeling pain
 6. truth
 7. explosive energy
 8. deity




"So do not be ashamed to testify about our Lord, or ashamed of me his prisoner. But join with me in suffering for the Gospel, by the power of God," 2 Timothy 1:8

Aim Questions

Answer the following questions about today's Bible Adventure.

1. Where was Paul when he wrote 2 Timothy?
2. Why did Paul write 2 Timothy?
3. What is the theme of 2 Timothy?
4. What are the roots of endurance?
5. Why did Paul call Timothy to persevere?

Perseverance in the faith is a necessary mark of true, genuine conversion that is based on the promise of God in our salvation. If we are truly saved, then the hope of one day being with Him forever will keep us going—and going—and going hard for God until we die.



*“So do not be ashamed to testify about our Lord, or ashamed of me his prisoner. But join with me in suffering for the Gospel, by the power of God,”
2 Timothy 1:8*

Passage Review Questions
2 Timothy Chapter 1

Who is the writer of 2 Timothy? (1:1)

Who is the letter written to? (1:2)

How often did Paul remember and pray for Timothy? (1:3)

Why did Paul long to see Timothy? (1:4)

Name the three people that are listed here who have great faith.
(1:5)

What does Paul encourage Timothy to do? (1:6)

What gifts did God give to believers through the Gospel? (1:7)

What does Paul tell Timothy to do and what he should not do?
(1:8)

Why did God call Christians and save them to Himself? (1:9)

What does Paul say that Christ has done? (1:10)


How was Paul identified with the Gospel? (1:11)

Why was Paul able to suffer persecution as an Apostle and still not become ashamed of the gospel? (1:12)

What did Paul tell Timothy to do with his teaching? (1:13, 14)



How were the Christians responding to Paul as persecution continued to increase? (1:15)

Who does Paul thank God for? Why did Paul thank God for him? What are some things that this man could be commended for? (1:16-18)




Timothy, My Dear Son

Imagine what it was like for Paul to write his last letter to his closest friend, Timothy. He might never see Timothy again, so he wanted to write him a very special letter because he had some important things to tell him. Imagine writing your last letter to your parents. Write down the things you would like to tell them in your last letter to them.



“For this reason I remind you to fan into flame the gift of God, which is in you through the laying on of my hands.”

2 Timothy 1:6




“For this reason I remind you to fan into flame the gift of God, which is in you through the laying on of my hands.”

2 Timothy 1:6



“For this reason I remind you to fan into flame the gift of God, which is in you through the laying on of my hands.”

2 Timothy 1:6



“For this reason I remind you to fan into flame the gift of God, which is in you through the laying on of my hands.”

2 Timothy 1:6



"So do not be ashamed to testify about our Lord, or ashamed of me his prisoner. But join with me in suffering for the Gospel, by the power of God," 2 Timothy 1:8



"So do not be ashamed to testify about our Lord, or ashamed of me his prisoner. But join with me in suffering for the Gospel, by the power of God," 2 Timothy 1:8



"So do not be ashamed to testify about our Lord, or ashamed of me his prisoner. But join with me in suffering for the Gospel, by the power of God," 2 Timothy 1:8



"So do not be ashamed to testify about our Lord, or ashamed of me his prisoner. But join with me in suffering for the Gospel, by the power of God," 2 Timothy 1:8

