

July 15, 2001
Early Childhood

2 Thessalonians 3
2TH03EC

Follow Christ Faithfully While We Wait for His Return.

Memory Verse:

1 Thessalonians 5:16: Be joyful always; pray continually; give thanks in all circumstances.

2 Thessalonians 3:3: But the Lord is faithful, and He will strengthen and protect you.

Aim Questions for 2's & 3's:

1. What are the names of the two books of the Bible we have been learning about? (*First and Second Thessalonians.*)
2. Who wrote to tell the Thessalonians about the coming rapture and Judgment Day? (*Paul.*)
3. Who is to keep busy at work and not gossip or be lazy? (*Thessalonian Christians and us.*)

Aim Questions for 4's, 5's & K:

1. What are the names of the two books of the Bible we have been learning about? (*First and Second Thessalonians. Hold up one finger and then two fingers.*)
2. What good news did Paul have for the Thessalonian Christians who were being persecuted? (*They would meet Jesus in the air at the rapture, and then Jesus would come back to punish the persecutors at Judgment Day.*)
3. What did Paul tell the Thessalonians to do while they waited for Jesus to return? (*Follow Paul's example of joy, prayer, and giving thanks. Be busy for God, not a gossiping lazybody.*)
4. How does God comfort the people who love Him? (*Say the First and Second Thessalonians memory verses.*)

Key for symbols:

- This box symbol represents ideas that can be used for two-year-olds through kindergarten. Please remember to slow down the pace for two-year-olds and keep the pace moving for five-year-olds.
- ② This symbol represents ideas that are best used for two- and three-year-olds.
- ④ This symbol represents ideas that are best used for four-year-olds through kindergarten.

Hook:

Phone Center: Set up several telephones around the table. Have the children sit at the phones and make calls to anyone. "Why would you need to use the phone? Who would you like to talk to? Who do you call from home? It is wonderful to have a phone. In today's Bible Adventure, Paul warns the Thessalonians to not gossip. Some of them were going from house to house talking about other people and stirring up trouble. We need to be careful not to talk about other people when we are using the phone or to be lazy and spend too much time talking on the phone. Paul's letters tell us we need to stay busy doing the work God would have us do."

Store Center: Set up an area to represent a grocery store. Include a change box, play money, light-weight boxes of food (dry mixes, baby food, spices, etc.) to display for the shoppers. Have the children choose the food they want to buy and take it to the shopkeeper. He takes their money and puts their

purchase in a plastic bag. In today's Bible Adventure, Paul tells the Thessalonians that they must continue to work while they wait for Jesus. The money they earned was needed to buy food for their families.

- "What Is Your Occupation?" Book Center:** Bring in various picture books of different occupations. Have a leader read or talk about what is going on in the pictures. Encourage the children to talk about what they would like to do for work when they grow up. In today's Bible Adventure, Paul wrote the Thessalonians to encourage them to keep working while they waited for Jesus to return. Paul worked as a tent maker while he was in Thessalonica telling the people about Jesus.
- Hats & Jobs:** With a large selection of hats (request the "hat" bin), ask children to choose a hat according to the job they would like to do. Discuss the work that people might do that wear a particular hat.
- "Do Your Work First!" Center:** Set up a tedious project at one of the tables for one of the leaders to work on. It could be putting together small Lego pieces, counting and stacking pennies, sanding wood, putting poker chips in a chip holder, etc. As the children arrive, send them to this table first to help the leader accomplish his task. After a little while, the child can be excused to go work at another area. Later in the lesson, comment on how each child did his work to help that leader accomplish his task. Commend them on doing a good job. In today's Bible Adventure, Paul wanted the Thessalonians to do their work and not be lazy.
- Play Dough Building Center:** Using play dough and craft sticks, try to build a building that will stand and keep its shape. "In today's Bible Adventure, Paul tells the Thessalonians to keep working to feed their families. One important job is being a carpenter or construction worker. They work hard to feed their families and give them safe homes."
- First and Second Thessalonians Activity Sheet: (2TH03ECGF4)** Materials needed: GF4 activity sheet (with a Bible, numbers to represent First and Second Thessalonians, and stamped letters to represent the letters Paul wrote), glue sticks, crayons. Give each child a sheet and let him cut out around each of the pictures on the page. The children can glue the numbers onto the letters, and then glue the stamped letters pictures on the Bible. These small pictures will hang over the edges of the Bible. (See the sample in the Children's Workroom.) In today's Bible Adventure, the children will remember that they have been studying through both First and now Second Thessalonians. These are the books of the Bible that Paul wrote to the Thessalonians.
- Bean Bag Kindness Game:** Each child receives a bean bag to place on his head. They move to music and balance the bean bag on their heads. If a bean bag falls off, that child has to freeze until a friend picks it up for him and places it in his hands without dropping his own bean bag. If he drops his in the process, they are both frozen! Occasionally, turn off the music, and all the children have to freeze until it starts up again. Paul loved the Thessalonians and showed them kindness by caring about them and writing to them to help them understand more about Jesus.
- What Is in the Travel Bag?** Use one lunch sack for each child in the room. Place an item used for travel in each (napkin, Bible, spoon, bandage, snack, clock, watch, soap, toothbrush, pencil, cup, hat, happy face, sad face, paper to write a letter, shirt, spool of thread). When a child pulls an item out of a bag, ask him how Paul might have used that item, or what it meant to him. (The happy face would be how happy Paul was that the Thessalonians believed in Jesus.)
- Work, Pay, Buy, and Cook Centers:** Set up different jobs for children to do, like wipe tables, wash windows, vacuum floor, wash toys, or go outside and rake. After they have completed a job or worked for a specific time period, instruct the children to go to the pay center and receive their pay (play money). Then they can use their money to buy ingredients at the play store to make No-Bake Cookies for snack time. Snacks can be made at this time and set aside for later. Be sure to have wipes for children to clean their hands before and after making. Bring cupcake liners for them to write their names on to hold their cookies. Place in a shallow box until ready to eat. Review how Paul worked hard everywhere he went to share the gospel about Jesus. He would sew and repair tents so he could buy food to eat. It is good for us to imitate Paul and work hard at jobs we are asked to do.

No-Bake Oatmeal Cookies (need microwave or hot plate)

2 C. sugar

1/2 C. milk or evaporated milk

3 T. cocoa, optional

1/2 C. butter or margarine
3 C. quick-cooking rolled oats, uncooked
1/2 C. chopped nuts or peanut butter or 1 C. miniature marshmallows
2 t. vanilla
Dash salt

Measure sugar, milk, cocoa, and butter into saucepan. Bring to a boil; boil 1 minute. Remove from heat; stir in remaining ingredients. Drop by teaspoonfuls onto waxed paper. Refrigerate until set. Makes about 5 dozen.

Porcupine Cookies (no heat needed)

2 C. graham cracker crumbs
1 C. chopped walnuts
1 1/4 C. cup-up dates
32 marshmallows, cut-up
1 T. grated orange or lemon rind
1-14 oz can sweetened condensed milk
2 C. flaked coconut

In large bowl combine crumbs, nuts, dates, marshmallows, and rind. Stir in condensed milk; blend well. Shape into small balls; roll in coconut. Chill until set if possible. Makes about 6 dozen.



Book:

Presentation Ideas -



Show the **2TH03ECGF1**, **2TH03ECGF2**, **2TH03ECGF3**, and other review pictures designated in the Bible Adventure.



"My Father"

My father often reads a book,
Then he plays ball with me.
My father knows so much;
He's very wise, you see.
He works hard to earn his money.
He is gone the whole day long.
I look forward to his return,
Then nothing seems to go wrong.



Bible Adventure for 2's & 3's-

(Show the review 2TH01ECGF1 picture.) Paul is just finishing his second letter to the Thessalonians. *(Point to the "2" on Paul and have the children hold up two fingers.)* In Paul's letters, we've learned that he loved the Thessalonians. They were being persecuted, but they kept on telling people about the new life that Jesus wanted for them. No matter how hard life was for them, they could look forward to the rapture when they would go up to meet Jesus in the air. On Judgment Day, Jesus will come to punish all disobedient people which includes those who persecuted the Thessalonian Christians.

(Show the 2TH03ECGF2 picture.) Paul was concerned about how the Thessalonian Christians were spending their time while they waited for Jesus' return. He had heard that a few of the men in the Thessalonian church had quit their jobs and weren't going to work in the mornings. They spent their days going around to the neighbors' houses, talking and gossiping. Gossiping is talking about other people rather than minding your own business. God does not like gossip.

(Show the 2TH03ECGF3 picture.) Paul wrote that God wants every man to go to work so that he will have money to buy food for his family. If a man does not work, his family will not have food to eat or clothes to wear. It is not right for a man to sit around all day, talking and gossiping. He could be called a lazybody. The lazybody who does not work will eventually stir up trouble in the neighborhood. That is not what God wants His people to do. God wants each person to imitate Christ. Paul had worked hard while he was with the Thessalonians earlier and wanted them to follow his example.

Paul said, "Be busy for God; don't be a lazybody who stirs up trouble. Be joyful always; pray continually; give thanks in all circumstances. God will strengthen you and protect you while you wait for Jesus to come back for you." The Lord will always be faithful to give His people strength to do the work He has for them.

Prayer: Dear God, thank You for being faithful to give me strength and protection while I wait for Jesus to come back for me. Help me do my work joyfully and faithfully. In Jesus' name, amen.

Bible Adventure for 4's, 5's & K-

(Show the review 2TH01ECGF1 picture.) We have been learning from Paul's second letter to the Thessalonians. (Sing the Theme Song for Second Thessalonians. Point to the "2" on Paul, and have the children hold up two fingers as they sing the Second Thessalonians verse.)

(Show the review 1TH02ECGF5 picture of the rapture.) We learned in Paul's first letter to the Thessalonians that Jesus would come back for the people who loved and obeyed Him. No matter how hard life was for them, they could look forward to a happy day when they would go up to meet Jesus in the air. Do you remember what that day is called? It is called the rapture. (Have the children hold up one finger and raise it high in the sky as they say, "First Thessalonians—up with Jesus.")

(Show the review 2TH01ECGF2 picture of Jesus on the horse.) After we go up to be with Jesus in the air, Jesus will come back to earth to punish the people who didn't love and obey Him. Jesus will punish the people who persecuted the Christians and who didn't want their sins forgiven by Jesus. That day is called Judgment Day when Jesus comes back to punish all the disobedient people. (Have the children hold up two fingers and say, "Second Thessalonians—Judgment Day.")

(Show the 2TH03ECGF1 picture.) We already learned that Paul wanted the Thessalonians to imitate him in the same way that he followed Jesus. Paul wasn't afraid of persecution, and he told the Thessalonians not to be afraid of persecution. They were following Jesus who was also persecuted. Paul kept right on telling people about the new life that Jesus wanted for them, and so did the Thessalonians keep sharing the gospel of faith in Jesus. Paul didn't want people to stay in the darkness like the people who worshiped idols. He wanted them to live in the heavenly light with Jesus. Paul wanted people to be ready for the rapture when Jesus came back.

(Show the 2TH03ECGF2 picture.) Paul was concerned about how the Thessalonian Christians were spending their time while they waited for Jesus' return. He had heard that a few of the men in the Thessalonian church had quit their jobs and weren't going to work in the mornings. They spent their days going around to the neighbors' houses, talking and gossiping. Gossiping is talking about other people rather than minding your own business. A gossip is a person who hears something about someone at one house and then goes to another house and tells another person what he heard. God does not want us to talk about other people. God does not like gossip. He does not want His people to be lazybodies.

(Show the 2TH03ECGF3 picture.) Paul wrote, "I told you about this when I was first with you, that God wants every man to go to work so that he will have money to buy food for his family. If a man does not work, his family will not have food to eat or clothes to wear. It is not right for a man to sit around all day, talking and gossiping like a lazybody. The lazybody who does not work will eventually stir up trouble in the neighborhood. That is not what God wants His people to do. God wants each person to imitate Christ. That is what I did when I was with you. I worked hard so that you would not have to pay for my food. I want you to follow my example and work hard for your family."

Paul said, "Be busy for God; don't be a lazybody who stirs up trouble." Paul reminded the Thessalonians that the Lord would always be faithful to give His people strength to do the work He had for them. He said, "Be joyful always; pray continually; give thanks in all circumstances. God will strengthen you and protect you while you wait for Jesus to come back for you."


Prayer: Dear God, thank You for being faithful to give me strength and protection while I wait for Jesus to come back for me. Help me do my work joyfully and faithfully. In Jesus' name, amen.




Look:

Aim Questions: Put the questions under three or four hats that represent different occupations. Call for a specific hat for the question to be asked. (e.g., Pick the hat a fireman would wear to get question number one.)


Transition Idea: Be workers as you move from one room to another. Carpenters pound fists together. Train engineers pull on a whistle. Truck drivers steer on a steering wheel. Missionaries fly to other countries.

 **Snack Time and Discussion:** Place a hat on each table for the children to wear during snack time. Discuss jobs that the hats represent. While eating, ask the children about the jobs their moms and dads do. Do they wear special clothes called uniforms? Are they tired after working all day? Does anyone's parents work at night and sleep during the day? Have you ever visited your dad or mom at work? Talk about how parents do these hard jobs so that family members can have food and clothes. Older children could also discuss examples of being a gossip or a lazy body.

 **“I’ve Been Working” Action Song:** (tune: “I’ve Been Working on the Railroad”)
I’ve been working while I wa-ait, waiting for Jesus’ return (walk in place, sharing gospel, pounding, sawing, stirring, cleaning or ironing with hands).
I’ve been working while I wa-ait, waiting for Jesus’ return.
When the persecutors co-ome (hands up at sides), He will be my strength (point up).
I’ve been working while I wa-ait, waiting for Jesus’ return.

Other Verses:

I don’t want to be-e lazy. I want to do what’s right.
When the rapture da-ay co-omes, I want to go to Him.
When the judgment da-ay co-omes, I want to be with Him.
Add variety, and let the children be working at whatever they would like to be doing when Jesus returns, but when you clap your hands or say “freeze,” the children freeze, and guess what each is doing.

 **Occupation Activity:** Have a teacher read the following poems pertaining to different occupations. A second teacher shows the class the motions while the poem is being read. The children can try to imitate the second teacher.

The Farmer

What does the farmer	(Hunch shoulders.)
Do each day?	
He feeds the chickens,	(Scatter feed.)
Cuts the hay.	
He gathers eggs and	
Milks the cow.	(Squeeze fingers.)
He drives the tractor,	(Drive.)
Pulling a plow.	
He plants the seeds;	(Put index finger in fist of other hand.)
God sends sun and rain!	
Thank You, God,	(Hands praying.)
For feeding us again.	

The Firefighter

Firefighter, hurry, quick!	(Beckon with hand.)
A fire is burning! See the smoke?	(Point.)
On the truck, away we go!	(Drive.)
Put out the fire with your water hose.	(Point hose.)

The Mail Carrier

Mail carrier, fill your pack	(Stuff pack.)
With cards and letters.	
Now put it on your back!	(Grunt.)
Bring the mail so I can see	
If someone sent a card for me!	(Open card.)

The Truck Driver

Truck driver, turn your engine on.	(Turn key.)
Load your truck and then be gone!	(Lift heavy boxes.)
Drive to carry food to me--	
Fresh from the farm or from the sea!	(Drive.)

The Doctor

Doctor, take your little light,	(Point to ears, eyes, throat and nose.)
Look into my ears and eyes;	

Look down my throat and up my nose.
 Then check my legs down to my toes. (Walk hands down legs to toes.)
 May I try your stethoscope? (Put stethoscope to ears.)
 You can hear my heart, I hope! (Tap chest.)
 Watch me walk, then tap my knee. (Tap knee.)
 I'm healthy as can be! (Put arms in strong man position.)

The Storekeeper

Look around. (Sweep arm out.)
 Here is my store!
 I stack the cans. (One fist on top of other.)
 I sweep the floor. (Sweeping motion.)
 I clean the windows, (Rub air.)
 Take money, too. (Hold out hand.)
 I say to folks,
 "May I help you?" (Bow.)

Whistle While You Work: Sing this to the tune of "Ring Around the Rosie."
 Whistle while you work. Whistle while you work. (*Swing arms and walk in circle while "whistling."*)
 Scrub the floor, wash the walls. We all fall down.
 (Change the actions each time. Do other actions, like wash windows, stir cookies, put away toys, hang up clothes, take out trash, or set the table.)

Lazy Body Game: In the manner of "Duck, Duck, Goose," use the following words instead: Lazy body, busy body, lazy body, busy body, worker! Review what lazy bodies and busy bodies do before beginning this game.

The Working Shuffle: Divide the children into several teams, standing in a line. Give the first child in each line a tool or bag of tools. When you say "go," the children pass the bag over their heads all the way to the end of their line. The last person runs to the front of their line and starts passing the bag again. Continue until all have had a turn at being the leader.

"Thank You for Working!" Card: (2TH03ECGF5) Give each child a GF5 card to share with their parents. Let the children color them as they talk about their parents' work. Have the children sign their names to their cards. Tell the children that when their parents work, they are imitating Paul and doing what the Bible tells us to do. Because they work, we have food and clothing.

"Work" Activity Sheet: (2TH03ECGF6) Color the things you would use to work. Talk about how they can be used to work for Jesus until He returns. Circle the things they want to use for Jesus.

Fireman's Hat: (2TH03ECGF7) "The hats we make today are to remind us to work while we wait for Jesus to return. Not all of us will be firemen, but they work hard, and it reminds us to do the same." Materials needed: 14" x 11" red or yellow cardstock or poster board for each child, cutout badges, glue sticks, scissors. Look at the GF7 pattern to see how to cut on the solid lines to make the correct shape. The teacher will need to help cut out the center line since it will take sharp scissors to get it started. Glue the GF7 badge to the front shield. The size of the hole for the head may need to be adjusted. There is a sample available.

Whisper Game: Children sit in a circle. The game will begin by the teacher whispering in a child's ear, "God does not like gossip." Each child will then pass this on in the ear of the next child in the circle. When the last child gets to hear the message, it may not sound like it did at first. Use this as an example of how it is not a good thing to gossip about people. Sometimes, the message we receive is not even close to the original information. We must always be watchful of our words to friends and family. God wants His people to be busy helping other people, not talking about them.

What Do Parents Do for Work? Choose two or three of the children's parents that are professionals (fireman, policemen, doctor, dentist, paramedic, pilot, etc.). Ask each of these professionals to wear their uniforms and bring something from their work to share with the children today. God gives our parents work to do so that they can care for their families. It is not good for parents to not go to work.

Never Become Tired of Doing Good: Donut Man Bible Songs, Volume 2 (third song on tape) Play the tape during Look time and have the children act out each verse while singing.

(First Verse)

Oh, you might get tired of swinging on a tree
Even a monkey could.
But if you get tired, whatever you do. . .
Don't get tired of doing good!

(Chorus)

Never (never), never (never), never (never),
Become tired of doing good!
Second Thessalonians 3:13

(Second Verse)

Oh, you might get tired of waving your trunk
Even an elephant could.
But if you get tired, whatever you do. . .
Don't get tired of doing good!

(Chorus)

(Third Verse)

Oh, you might get tired of roaring
Even a lion could.
But if you get tired, whatever you do. . .
Don't get tired of doing good!

Songs:



Second Thessalonians Theme Song (tune: "O-B-E-Y")

The theme for Second Thess-a-lo-ni-ans
Is cor-rec-tion a-and co-om-fort.
Correction for the things that some were teaching that were wrong
And comfort when the hard times last so long.



My Dad Goes to Work (tune: "My God Is So Great")

My dad goes to work, to bring home some money,
So we can buy food at the store. (Clap! Clap!) (Repeat first two lines.)
He won't stay in bed or gossip next door;
He won't spend his day being bored.
My dad goes to work, to bring home some money,
So we can buy food at the store. (Clap! Clap!)

(Verse 2)

My mom cleans the house, and I always help her;
We want to be faithful to work. (Clap! Clap!) (Repeat first two lines.)
We won't stay in bed or gossip next door.
We won't spend our day being bored.
My mom cleans the house, and I always help her;
We want to be faithful to work. (Clap! Clap!)

(Verse 3)

Be busy for God!
Don't be an old la-a-zy-body who gossips all day. (Clap! Clap!) (Repeat first two lines.)
Don't stay in your bed or gossip next door.
Don't spend all your day being bored.
Be busy for God!
Don't be an old la-a-zy-body who gossips all day. (Clap! Clap!)



Took:

- ☐ **Little Kites: (2TH03ECGF8 and 2TH03ECGF9)** Materials needed: One GF8 kite per child, one “First Thessalonians--Up with Jesus” strip, glue sticks, crayons, yarn, ribbon, and shiny material. Assemble the kite with the yarn for the string and the ribbon or shiny material for the tail. Allow the children to color their kites if they wish. Glue the cut-out “First Thessalonians” words on to the kite. They can take their little kites outside with them when they go to fly the big kite. Sing a song about the rapture as the children fly their kites.
- ☐ **Kite Flying:** Materials needed: A real kite is available in the supply room. In today’s Bible Adventure, the children reviewed First Thessalonians that told us of Jesus’ followers going to meet Jesus in the air at the rapture. Take the children outside to fly the kite and sing the song from First Thessalonians, or review the Aim Questions and memory verse.
- ☐ **“Worker Ahead” Door Hanger: (2TH03ECGF10)** Give each child a GF10 rectangle and let the children color a border around the “door hanger.” Give each child a 3” square piece of colored construction paper and the GF10 “Worker Ahead” words to glue on it. The children can glue the little picture of working children on the door hanger to remind themselves to be diligent in their work habits. Talk about how they could be working in their bedroom.
- ☐ **Work Calendar and Stickers: (2TH03ECGF11, 2TH03ECGF12, and last week’s 2TH02ECGF12 memory verse page)** Cut the GF12 sticker sheets in half and give one to each child to go with his calendar. Let the children color their GF11 calendars and talk about chores they have at home. Talk about working hard to finish their jobs when they are asked rather than complaining and putting it off. Give each child a memory verse sticker to put on the calendar.
- ☐ **Preschool Page for Parents: (2TH03ECPPP)** Send a page home with each child, encouraging parents to reinforce the Bible truths at home. Spend a few minutes before the children go home creatively reviewing the song and memory verse.



The Thessalonians were following Jesus' example of being persecuted.


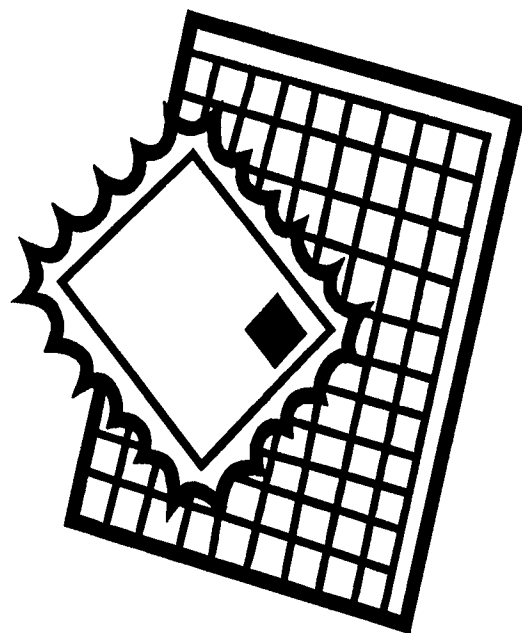

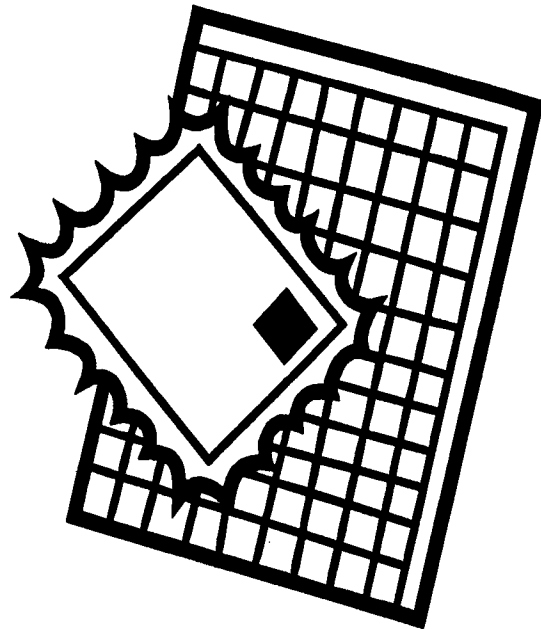



Paul wrote, "Don't be a lazybody who gossips from house to house."



God wants every man to earn money to buy food for his family.

First and Second Thessalonians Activity Sheet




for working
so hard for
our family!



2 Thessalonians 3

Thank
You...










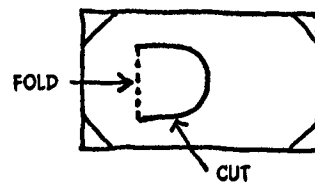




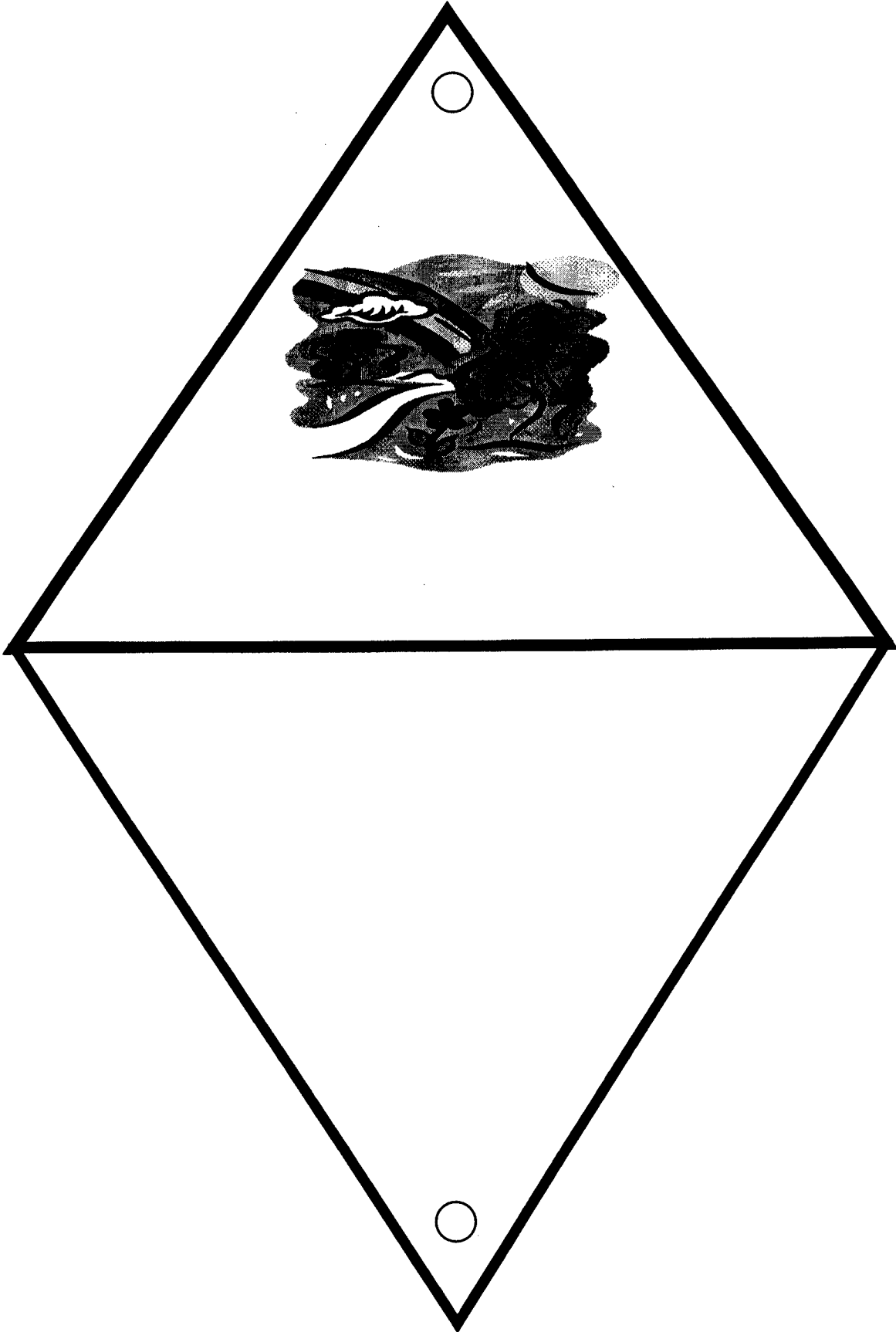
Work Is Good

Circle the things that will help you do God's work.

Badge for Fireman's Hat



KITE



First Thessalonians

~~Up with Jesus~~

First Thessalonians

~~Up with Jesus~~

First Thessalonians

~~Up with Jesus~~

First Thessalonians

~~Up with Jesus~~

First Thessalonians

~~Up with Jesus~~

First Thessalonians

~~Up with Jesus~~

First Thessalonians

~~Up with Jesus~~

First Thessalonians

~~Up with Jesus~~

First Thessalonians

~~Up with Jesus~~

First Thessalonians

~~Up with Jesus~~



First Thessalonians

~~Up with Jesus~~

First Thessalonians

~~Up with Jesus~~

"Worker Ahead" Door Hanger



Sample

Worker Ahead





I gladly do my work at home!

When I work hard and happily finish a job right away, I get a sticker!

Sunday	Monday	Tuesday	Wednesday	Thursday	Friday	Saturday



This is what I learned today!

Today we learned we are to follow Christ faithfully while we wait for His return. Some of the Thessalonian Christians had quit their jobs. They spent their days going around to the neighbors' houses, talking and gossiping. They were being lazy. God does not like gossip. He does not want His people to be "lazybodies." It stirs up trouble among Christians. Paul wanted the Thessalonians to be hard workers. They were to imitate Christ and live as Paul showed them to live. God would give them strength and protection while they waited for Jesus to return.

Thessalonians Memory Verses

1 Thessalonians 5:16:
Be joyful always; pray continually;
give thanks in all circumstances.

2 Thessalonians 3:3
But the Lord is faithful, and He will
strengthen and protect you.



Paul wrote
two letters
to the
Thessalonians.



Have fun teaching your preschool children how to whistle. Then sing (whistle) songs that reinforce Paul's message of working hard with a good attitude while we wait for Jesus to return for us.

Sing the following words to the tune of "Ring Around the Rosie."

Whistle while you work. Whistle while you work.

Scrub the floor; wash the walls. We all fall down.

Sing the song again with different actions, like wash the windows, stir the cookies, put away toys, hang up clothes, take out trash, and set the table.

I've Been Working

(tune: "I've Been Working on the Railroad")

I've been working while I'm waiting,
Waiting for Jesus' return.
I've been working while I'm waiting,
Waiting for Jesus' return.
When the persecutors co-ome,
He will be my strength.
I've been working while I'm waiting,
Waiting for Jesus' return.

* For tunes to songs, ask about the preschool tape.



God wants every man to earn money to buy food for his family.