

2 Samuel Memory Verses:

Two- and three-year-old verses: 2 Samuel 7:29b: You, O Sovereign LORD, have spoken.

2 Samuel 7:16: Your house and your kingdom will endure forever before Me.

Four- and five-year-old verses: 2 Samuel 7:29b: You, O Sovereign LORD, have spoken.

2 Samuel 7:16: Your house and your kingdom will endure forever before Me.

2 Samuel 22:28: You save the humble, but bring low the haughty.

Aim Questions for 2's & 3's:

1. **What was the name of the king who wanted to honor and obey God?** (*David.*)
2. **Who told King David that God promised him a kingdom that would last forever?** (*The prophet, Nathan.*)
3. **Who blessed King David when he obeyed and punished him when he sinned?** (*God.*)

Aim Questions for 4's, 5's & K:

1. **What promise did God give King David?** (*Your house and your kingdom will endure forever before Me--2 Samuel 7:16.*)
2. **Did God punish King David when he took Bathsheba as his wife?** (*Yes. We can never hide our sin from God. Even though David said he was sorry, the consequences of his sin hurt his family.*)
3. **What songs did David sing when he worshiped God?** (*Sing the memory verse songs or other praise songs you have been singing.*)

Key for symbols:

This box symbol represents ideas that can be used for two-year-olds through kindergarten. Please remember to slow down the pace for two-year-olds and keep the pace moving for five-year-olds.

② This symbol represents ideas that are best used for two- and three-year-olds.


④ This symbol represents ideas that are best used for four-year-olds through kindergarten.


Hook:


Discussing and Coloring Review Pictures: Choose pictures from the five stories in 2 Samuel for the children to color. Read the words at the bottom of the pictures to the children as they are picking out which picture to work on. Review that part of the story while they are working. Use pictures to line up children after the Bible Adventure (see the "Look" section).

David's Palace Playhouse: Use any building supplies (card table covered with a sheet, pup tent, large boxes) to make a palace for the children to go in one end and crawl out the other. Put a sign

over the front entrance saying, "David's palace in the city of David--Jerusalem." Teach the children that God blessed David with the palace, Jerusalem, a strong kingdom, and victories over his enemies because David wanted to obey God.

 **Play Dough:** As you discuss some of the things that happened to King David, have the children make shapes that go along with the Bible review (sheep, crowns, spears, the ark, a baby, a sad face, etc.).


 **Sin Weight Center:** Bring wrist, arm or ankle weights, or small hand bars to class. Assign different people to carry the weights around for awhile. Check to make sure that a child doesn't set it down or take it off as he does other activities. When he gets tired, tell him to take his weight back to the teacher. The teacher explains that sin is like the weight. We can carry it around for awhile, but it makes us tired. When we tell our sin to God and ask for forgiveness, He takes the sin away and we feel lighter in our hearts. David sinned while he was king but he asked God to make his heart pure and clean. The Bible teaches us to do the same when we sin.


 **Second Samuel Review Hooks:** Use any Hook ideas the children enjoyed from former lessons. Choose ideas that reinforce the point that the sovereign God made and kept a promise to make David's kingdom strong.



Book:

Presentation Ideas -

 Show the review pictures described in the Bible Adventure. Hopefully, you saved the colored pictures from former lessons, or you can use the Second Samuel picture story book. Include any pictures you may have emphasized in the 2 Samuel study, or delete any you didn't emphasize.

 **"We're a Little Army" Finger Play:** *(tune: "I'm a Little Teapot")*

We're a little army,	<i>(Point to self with thumb.)</i>
With God's Word.	
Here is our weapon,	<i>(Open hands like a book.)</i>
Have you heard?	<i>(Put hand behind ear.)</i>
When we get all steamed up,	<i>(Raise hand in air.)</i>
We just shout,	<i>(Cup hands around mouth.)</i>
"God's in charge, and there's no doubt!"	<i>(Point upward.)</i>

Bible Adventure for 2's & 3's-

(Show the review 2SM01ECGF5 picture.) David was chosen by God to be king over Israel. God chose David because He knew that David's heart wanted to obey and honor God, not himself. David's kingdom grew stronger and stronger because the LORD God Almighty was blessing the nation of Israel.

(Show the review 2SM02ECGF5 picture.) The prophet, Nathan, *(point to Nathan)* told David of a great promise that God was giving the family of David. David had wanted to build a temple for the LORD that would be a special house for the Ark of the Covenant. Nathan told David not to build a house for the Ark. Instead, God's promise was that David's kingdom would last forever. David thanked God for making him that very special promise. He knew that God always kept His promises.

(Show the review 2SM03ECGF1 picture.) David did not always make the right choices while he was king. David made a very wrong choice that hurt his family when he took Bathsheba for his own wife even though he knew it was wrong. David tried to hide his sin. He did not say he was sorry. He tried to forget about what he had done, but his heart was very heavy and he was not happy. Finally, God sent the prophet, Nathan, to tell David that he would have to be punished for his sin.

(Show the review 2SM04ECGF2 picture.) King David's son, Absalom, wanted to be king instead of David. *(Point to his heart.)* Absalom did not have a heart to obey God. When King David heard that the people wanted Absalom to be their king, he took the rest of his family and left Jerusalem. It was a sad time for the people of Israel. Yet, God protected David and saved him from Absalom because David said he was sorry for the sin he had done before God.

(Show the review 2SM05ECGF5 picture.) King David and his family were glad to go back home to Jerusalem after Absalom was gone. David worshiped God there and prayed to Him. He wrote many songs of praise to God that are written in our Bibles today. David's heart was full of praise to God who was in charge of his life and who always kept His promises.

Prayer: Dear God, You kept Your promise to David, and You keep Your promises to me, too. I want to praise You for being in charge of my life. In Jesus' name I pray, amen.

Bible Adventure for 4's, 5's & K-

(Show the review 2SM01ECGF2 picture.) David was chosen by God to be king over Israel. God chose David because He knew that David's heart wanted to obey and honor God, not himself.

(Show the review 2SM01ECGF3 picture.) King Saul's son, Ish-Bosheth, and his army commander, Abner, did not want David to be king over all of Israel. They decided to fight against David to keep him from being king over the northern part of Israel.

(Show the review 2SM01ECGF4 picture.) God gave the city of Jerusalem to King David where he could live. God helped David's mighty men figure out a way to get under the wall into the city.

(Show the review 2SM01ECGF5 picture.) Friends of King David built him a beautiful palace for his family. David had a throne and a crown and wanted to rule wisely.

(Show the review 2SM02ECGF4 picture.) King David wanted to honor God by using his palace to help people. He brought Mephibosheth, Jonathan's son who could not walk, to live with his family in the palace.

(Show the review 2SM02ECGF1 picture.) David became more and more powerful because the LORD God Almighty was with him (2 Samuel 5:10). David's mighty men always won the battles against their enemies.

(Show the review 2SM02ECGF3 picture.) David wanted to honor God by bringing the Ark of the Covenant to Jerusalem. The Israelites celebrated in the streets as the Ark was carried by the priests.

(Show the review 2SM02ECGF5 picture.) David wanted to build a temple for the LORD that would be a special house for the Ark of the Covenant, but God sent prophet Nathan to tell him not to build a house for Him. God said, "I am making you a promise. Your house and your kingdom will endure forever before Me."

(Show the review 2SM02ECGF6 picture.) David bowed and thanked God for making him that very special promise. David knew that God always keeps His promises.

(Show the review 2SM03ECGF1 picture.) One evening, while David was out on his roof, he made a very wrong choice that would have bad consequences for his family. David saw Bathsheba on her rooftop and wanted her for his own wife even though he knew it was wrong.

(Show the review 2SM03ECGF4 picture.) David tried to hide his sin; he did not say he was sorry. He tried to forget about what he had done, but his heart was very heavy, and he was not happy. Finally, God sent the prophet, Nathan, to tell David that he would have to be punished for his sin. Nathan said to David, "God says that sad things will happen in your family. Your children will grow up and fight against each other."

(Show the review 2SM04ECGF2 picture.) Just as God had said, David's son, Absalom, grew up to dishonor his father. Absalom wanted to be king instead of his father. He was disobedient and haughty.

(Show the review 2SM04ECGF3 picture.) Absalom stood outside the Jerusalem gate and lied to people so that they would like him better than King David.

(Show the review 2SM04ECGF4 picture.) When King David heard that the people wanted Absalom to be king, he and his family left Jerusalem. People were sad to see King David's family leaving the palace.

(Show the review 2SM04ECGF5 picture.) God kept His promise to David and saved him from Absalom. God brought the haughty Absalom down low when Absalom's head got caught up in a tree.

(Show the review 2SM05ECGF4 picture.) King David was glad to go back home to Jerusalem. David worshiped God and prayed to Him. He said he was sorry and repented when he was wrong.

(Show the review 2SM05ECGF5 picture.) King David wrote many songs of praise to God. We have those songs written in the Bible. David's heart was full of praise to God who was in charge of his life and who always kept His promises.

Prayer: Dear God, You kept Your promise to David, and You keep Your promises to me, too. I want to praise You with a clean heart. In Jesus' name I pray, amen.



Look:

- Aim Questions:** Write the questions on the backs of different review pictures of the Bible Adventure. Describe the spiritual condition or action of a person in the picture, and when someone raises his hand and says the correct answer, have that person pick up the picture and take it to the teacher to be read.
- Verse Chants:** After the story, say the memory verses in segments and ask the children to repeat them after you. Ask the children who said the words in each verse.
2 Samuel 7:29b: You, O Sovereign LORD, have spoken. (David to God.)
2 Samuel 7:16: Your house and your kingdom will endure forever before Me. (God to David.)
2 Samuel 22:28: You save the humble, but bring low the haughty. (David to God.)

- Snack:** Serve number cookies. Give each child the same number of cookies and have each one line up the cookies to make a big number. How many men did they think King David had in his army? Go around the table and read each number. Who thought he had the most mighty men? Least? Hungriest? (By now some cookies may be missing.)
- Picture Line-Up Review:** Each child will hold up his picture from the Bible Adventure series so that everyone can see it. Assist in putting them in chronological order. Review as each child steps forward and you review what the picture is about.
- Tunnel Crawl into Jerusalem:** God gave David the city of Jerusalem in which to rule as king of Judah. With children standing in a line, arms on the shoulders of the children in front of them and legs spread apart, instruct the child at the back of the line to begin crawling through the legs of the other children to get to the wall of Jerusalem (a chair large enough to crawl under). As soon as there is a new "last child in line," he begins to crawl. After getting through the legs and the chair hasn't been reached yet, the child stands at the front of the line and spreads his legs. The children might have to travel through the tunnel two or three times to reach the wall (chair). After crawling through the tunnel and under the chair, have each child say, "You, O Sovereign LORD, have spoken (Second Samuel 2:29b)."
- Bean Bag Review:** Tape the colored Bible Adventure pictures on the floor. Each child takes a turn with a bean bag trying to hit a picture and then telling you what is happening in it. If the child gets it right, let him have a second turn. Only put out about nine pictures in a group. You could have two groups going at the same time.
- Tic-Tac-Toe Review:** Divide the children into two teams. Ask a team a review question, and if they get it right, they get to come up to the whiteboard and place their "X" or "O" on a square. Use review questions from previous lessons or ask questions from the picture book. The winning team receives a piece of wrapped candy to put in a jar. Play the review game several times and see which team gets the most candy in the jar. Make sure everyone gets a piece of candy to take home.
- Second Samuel BINGO Review: (2SM06ECGF1)** Each child receives a GF1 game sheet to color plus sixteen small (1 1/2" x 1 1/2") squares of colored construction paper. Talk about the pictures while the children are coloring so that each picture is familiar. Place a copy of the pictures, cut apart, in a basket. Pull out a picture and tell the children what it is (and show them the larger picture from the 2 Samuel booklet). The children who have that picture on their game sheets are to place a colored square on that picture. Getting all the pictures in a row covered makes you a winner! (Every child is a winner.)

Songs:

- You, O Sovereign LORD** (*tune: "I'm in the LORD's Army"*)
You, O Sovereign LORD, ha-ave spo-oken. You ha-ave spo-oken. You ha-ave spo-oken.
(*Point to the sky, then cup your hands around your mouth.*)
You, O Sovereign LORD, ha-ave spo-oken, "David is the king."
(*Sling a slingshot twice around your head like a lasso, then extend your arm like a scepter.*)
"David is the king. David is the king." (*Continue the lasso/scepter motion.*)
You, O Sovereign LORD, ha-ave spo-oken, "David is the king."

David said, "I'm sorry for all my sins, sorry for all my sins, sorry for all my sins."
David said, "I'm sorry for all my sins," and his heart was sad.
And his heart was sad; and his heart was sad.
David said, "I'm sorry for all my sins," and his heart was sad.

God told David He would forgive his sins, He would forgive his sins, He would forgive his sins.
God told David He would forgive his sins, and his heart was glad.
And his heart was glad; and his heart was glad.
God told David He would forgive his sins, and his heart was glad.

Samuel 7:16 Memory Verse Song (tune: "This is My Commandment")
Your house and your kingdom will endure forever. Fo-or-e-ver be-fore God.
Your house and your kingdom will endure forever. Fo-or-e-ver be-fore God.
(Chorus)
Second Sa-muel seven sixteen. (Shout) In the Bi-ble!
Second Sa-muel seven sixteen. (Shout) In the Bi-ble!

Your throne and your kingdom will endure forever. Fo-or-e-ver be-fore God.
Your throne and your kingdom will endure forever. Fo-or-e-ver be-fore God.

2 Samuel 22:28, Memory Verse Song (tune: "This Land is Your Land")
You save the humble, bring low the haughty.
You save the hum-ble, but bring low the haugh-ty.
King David said in, the book Second Samuel,
Chapter twenty-two, twenty-eight.

My God Is So Great
My God is so great, so strong, and so mighty, (Make muscles with your arms.)
There's nothing my God cannot do. (Shake head "no.")
My God is so great, so strong, and so mighty, (Make muscles with your arms.)
There's nothing my God cannot do--FOR YOU! (Shake head "no," then point to a child.)



Took:

Child's Promise Book: Cut an 8 1/2" x 11" colored paper in half lengthwise. Insert the same sized white paper inside the booklet cover and staple in the middle to form a four-page booklet. On the front cover write "(Child's name) Promise Book." Allow each child to decorate the cover and then draw pictures on the inside pages. Talk about what kind of promises a child will be able to make and keep, such as hugging their mother, thanking God for your food, feeding the dog, sharing a toy, etc. While the child is drawing and coloring, write a promise that he thinks he can do in the booklet. Write "I promise to (feed the dog). God always keeps His promises. It honors God when we keep our promises."

Tambourine: Each child will need two paper plates with holes punched through both of them all around the edges, about 1" apart. Decorate the plates with markers. A 24" piece of yarn with both ends dipped in melted paraffin can be laced through the holes around the plates. Just before knotting the yarn at the end, pour some dried beans between the plates. Lead the children in singing praise songs like David as they march around the room using their tambourines.

Preschool Page for Parents: (2SM06ECPPP) Send a page home with each child, encouraging parents to reinforce the Bible truths at home. Spend a few minutes before the children go home creatively reviewing the song and memory verse.


Second Samuel BINGO Review



2 Samuel Booklet
Page 2



2 Samuel Booklet
Page 3



2 Samuel Booklet
Page 5



2 Samuel Booklet
Page 6



2 Samuel Booklet
Page 7



2 Samuel Booklet
Page 9




2 Samuel Booklet
Page 10



2 Samuel Booklet
Page 12




2 Samuel Booklet
Page 16



2 Samuel Booklet
Page 18



2 Samuel Booklet
Page 19




2 Samuel Booklet
Page 22



2 Samuel Booklet
Page 23



2 Samuel Booklet
Page 25



2 Samuel Booklet
Page 27



2 Samuel Booklet
Page 28



This is what I learned today!

Today, we learned that God keeps His promises. He chose David to be the second king of Israel because David's heart wanted to obey and honor God. God gave the city of Jerusalem to King David. David honored God by keeping his word to Jonathan and asked Mephibosheth, Jonathan's son, to live with the king's family in the palace. David also honored God by bringing the Ark of the Covenant to Jerusalem.

God made a very important promise to David. God told him that his house and his kingdom would endure forever. King David wrote many songs of praise to God which we have in the Bible today. God kept His promise, and Jesus was born from the family of David. It is Jesus' kingdom that will last forever.

Today's Memory Verse

2's & 3's:

**Your house and your kingdom will endure
forever before me. 2 Samuel 7:16**

4's & 5's:

**You save the humble, but bring low the haughty.
2 Samuel 22:28**

**God is sovereign and
His kingdom lasts forever.**



Review Second Samuel by reading the picture story book and listening to the cassette story and song tape that have been made available for only \$2.00 at the tape table of our church. This coloring book and cassette tape packet is available for each book of the Bible the children are studying. Save these books and tapes and use them to help your children hide God's Word in their young hearts.


My God Is So Great

My God is so great, so strong, and so mighty,
(Make muscles with your arms.)

There's nothing my God cannot do. (Shake head "no.")

My God is so great, so strong, and so mighty,
(Make muscles with your arms.)

There's nothing my God cannot do--FOR YOU!
(Shake head "no," then point to a person.)



David was a king who wanted to obey and honor God.