

Qualities of an Ideal King

Materials I Need:

Legend:



= Option 1, Appropriate for 1st – 2nd Grade




= Option 2, Appropriate for 3rd – 6th Grade

Focus Verse:


“The God of Israel spoke, the Rock of Israel said to me: ‘When one rules over men in righteousness, when he rules in the fear of God, he is like the light of morning at sunrise on a cloudless morning, like the brightness after rain that brings the grass from the earth.’” 2 Samuel 23:3,4

Hook:





Pursuit of Righteousness (Activity).  Copy **2SM06.GF1 Pgs. 1 & 2** onto colored paper. Cut out the picture circles depicting right and wrong actions. Place these circles throughout the classroom (floors, walls, tables, windows, etc.). You will need multiple copies of each circle to have enough for each student to collect several. When instructed to begin, the students will move throughout the classroom in pursuit of righteousness. They should be looking at the words and the pictures and collecting those showing right actions and passing by (leaving alone) those with wrong actions. Tell the students that this morning, as they review 2 Samuel, they will be reminded that when they fear God and pursue righteousness, He will bless them.





Gazing at the Wonders of God (Activity/Coloring Page).  In light of this morning's focus verse, bring in photos of a sunrise, meadows, raindrops, etc. These can be from library books or magazines. Talk about how beautiful these things are and how this morning they will learn how David used these beauties of God's creation to describe the righteousness of a king who rules in the fear of God. If you have enough pictures and can give them to the students, they could be cut out of the magazines and pasted onto a piece of construction paper with the verse. **2SM06.GF2** has been provided if your students like to color. This could be mounted onto construction paper and taken home.





Why Do People Climb Mountains? (Discussion).   Ask students if they have ever run in a race or competed for a prize. Ask those students who have, why they did it. Ask them why some people climb mountains and some run marathons. Answers will vary. Most run to win or to gain a sense of accomplishment. Ask them what the difference is between competing for your own glory and competing for God's glory. Competing for God's glory means that you do not want the attention and praise but that you want God to get the attention. Explain to the students that in today's lesson, they will see that David sought to give glory to God for his rule and not to himself. Let's look at David's motives in today's lesson.




Timeline Review (Review Activity).   Place a large piece of butcher paper at the front of the classroom. Using the illustrations/coloring pages from Lessons 1-5 (**2SM01-2SM05**), see if the students can place them under their proper categories. Ask the students what the picture is about and why it fits into the category they placed it in. Use the following categories or make your own:

Triumphs of David
Sins of David
Troubles of David


 **What Is a Blessing? (Object Lesson).** 🦋🦋 Have the students try to imagine coming into a classroom that is very cold in the winter or very warm in the summer. Explain to them that, if you sat in a cold room for several minutes, you might start to get sick. If your teacher came in and plugged in a heater, you would not get sick and would feel much more comfortable. The same is true for a fan in the summer. It is cool and refreshing. Bring in a portable fan or heater and let the students stand in front of it when it is turned on. This is just what a blessing is. A blessing brings physical and/or spiritual refreshment or comfort. A spiritual blessing gives us peace with God and others. A physical blessing gives us comfort. How can we receive God's blessings and give God's blessings? Tell the students to pay attention to how David received God's blessing and blessed his people as well.

 **What Is Righteousness? (Discussion).** 🦋🦋 Some of the students may not understand what "righteousness" is. Spend some time talking about this, and ask them what they think it is. Look it up in a dictionary. Look up Bible verses in which righteousness is referred. An easy way for younger students to understand is to tell them that it means "right-ness" before God. When we are righteous, we are living our lives in total obedience before God. Explain that, as 2 Samuel is reviewed this morning, they will hear how God blessed David's kingdom when he feared God. Ask the students if they realize that when we are righteous, not only are we blessed by God but those who are around us receive God's blessing too!

 **Sculpteousness (Game).** 🦋🦋 Have the students compete as teams to brainstorm the greatest number of righteous acts (right and good actions). Divide into teams of at least three students and one leader; assign one team per table (use a tarp to protect carpet if there is no table). Give each group a large ball of clay and each leader a pen and paper. Teach the students the concepts of brainstorming and righteousness. Explain that each group will brainstorm the biggest list of righteous deeds that they can. For each item on the list, one point will be awarded. In addition, three points will be awarded for each sculpture the team creates that represents one of the righteous acts listed on the paper. Leaders may discuss strategy and write ideas as they are spoken, but they cannot contribute additional items to the list. Before they begin, tell the teams how much time that you are allotting to the brainstorm. After having all the teams read their lists, tell the class to be listening for "righteous acts" in today's Bible story as they review 2 Samuel. Challenge them to not only remember these actions throughout the story, but also to consider what were the consequences of the actions.



Book:
Presentation Ideas –

 **King David Visits the Classroom (Role-Play).** 🦋🦋 What a perfect opportunity for King David himself to arrive and present the Bible Adventure this morning. How better to learn what he was trying to tell us than in person! Sometimes we learn best from those who have gone before us and can share their wisdom with us.

Bible Adventure for K – 2nd Grades –

How would you describe the perfect king? Big, strong and handsome—able to wipe out the Philistine hords with a single swipe of his sword--always doing right and never sinning? Hmmmm...from our study of 2 Samuel, does this describe King David? Not exactly. He did his share of sinning, but he was called "a man after God's own heart." Why?

Looking over the life of David, we can see several reasons why he was referred to as "a man after God's own heart." First, God placed a desire in David to fear Him. To fear God is to honor and respect God as the Creator and Judge of our lives. David set his heart upon honoring God. Remember when David wanted to build a grand and beautiful temple for the Lord? God said "no" because David had fought in so many battles, but He gave David a wonderful promise instead: through David's family would come a King that would rule forever and ever. This King is Jesus Christ, the Son of God! Through Jesus, God is honored and glorified.

Second, David was a righteous ruler over his people. To be righteous is to make right decisions based upon God's Word. David's righteousness greatly blessed the nation of Israel. Early in his life, when David killed Goliath, he declared that it was God who gave him the strength and victory. David gave no credit to himself. Because of David's obedience, Israel was blessed by being free from the oppression of the Philistines. Later, when David had the opportunity to kill Saul, he made a righteous decision and refused to do it. Even though Saul's reign was often very sinful, David would not murder someone God had placed on the throne. He would wait for God to remove Saul. This attitude protected David from God's punishment and brought blessing on the people.

After David became king, he did his best to judge situations righteously and to look at circumstances the way God would. He did not rejoice when Saul was killed. Instead, he was very, very sad. And later, when some of his own men turned against him, he did not seek revenge. The result was that the people trusted him. God caused David's kingdom to grow and grow. God's blessing on David's life was evident to the people of Israel. They knew that things were going well for them because of the way God used David's righteous decisions.

Last, David was called "a man after God's own heart" because, when he was confronted with his sin, David humbled himself before God and turned from his sin. He would do it no more. This is called repentance. Although God forgave him, David still suffered the consequences of his sin and the nation as a whole suffered. After David sinned against Bathsheba and had her husband murdered, he repented of his sin, but his baby son still died because of it. There was much turmoil and grief in his family from then on. When David sinned by having all his fighting men counted so that he could feel powerful and important, the whole nation was punished by God's pronouncing three days of terrible sickness upon the land. In one day, 70,000 people died. David was sorrowful for his sin and pleaded with God to remove the sickness. God, in His compassion and mercy, removed the punishment after the first day.

By looking back at the life of King David, we can see that he was far from perfect, yet God was pleased with him. He was called "a man after God's own heart" for three reasons. He feared God and desired to honor and please Him. Also, he was a righteous ruler over his people. 2 Samuel 23:3,4 says, "When one rules over men in righteousness, when he rules in the fear of God, he is like the light of morning at sunrise on a cloudless morning, like the brightness after rain that brings the grass from the earth." David's rule was a blessing for his people. His righteousness caused things to go well for Israel. Finally, David was called "a man after God's own heart" because when he sinned, he didn't make excuses for it. He was humble and repentant before God. Pray to be like David: a boy or girl after God's own heart. You can not do it on your own, but God will give you the strength to fear and honor Him and live a righteous life. This will result in God's blessings on you and on those around you.

Bible Adventure for 3^d – 6th Grades –

In the book of 2 Samuel you can read about the reign of King David. Even before God made him king over Israel, he described David as a man after His own heart. Wouldn't you like it if God described you that way? Let's take a quick tour back through 2 Samuel and see what qualities or characteristics about David caused God to say this about him.

2 Samuel 23:3,4 records a song of praise to God by David. It shows that David had learned some important lessons from God. Listen to the words: "The God of Israel spoke, the Rock of Israel said to me: 'When one rules over men in righteousness, when he rules in the fear of God, he is like the light of morning at sunrise on a cloudless morning, like the brightness after rain that brings the grass from the earth.'" In other words, when a king had a healthy respect and fear for God, and lived his life in a way that pleased God, that king's nation would be blessed, both spiritually and physically. Throughout David's life, it was obvious that he was this kind of man. When he went and met Goliath and defeated him, David gave God all the credit. As a result, the Israelites were freed from persecution by the Philistines. Later, when David had the opportunity to kill Saul, not once but two times, he refused. He knew that God had placed Saul on the throne, and it was up to God, not David, to remove him. This attitude protected David from God's anger and brought blessing on the people.

David had the two qualities that God spoke of in 2 Sam. 23:3,4--ruling in righteousness and ruling in the fear of God. Ruling in righteousness means doing what is right according to the Word of God. David did his best to see things the way God sees them. He tried to make decisions based upon what he knew would please God. In the opening chapters of 2 Samuel, we see that David mourned when he learned about the death of King Saul. The man who brought this news thought that David would be glad and reward him, but David pronounced judgment on him instead. David was still standing on his strong belief

that no man should dare to harm God's anointed king, nor rejoice when something bad happened to him. David wanted to operate by God's standard, not man's. Even in the middle of civil war with the northern tribes, David tried to deal honestly and rightly with those who were opposed to him. People learned to trust him because of this. His power and influence continued to grow as God blessed him, and the people of Israel knew that things were going well in their nation because God's blessing was upon David. When David was older, he went out to battle against the Philistines again and was very nearly killed. His men told him not to fight anymore "so that the lamp of Israel will not be extinguished" (21:17).

David also ruled in the fear of God. He was motivated to do what was right in God's eyes because he feared God. David had a deep respect for God, and lived his life in awe of God's power. His view of God caused him to look for ways to bring honor to Him. For example, David very much wanted to build a temple, a permanent home for the ark of the covenant. He wanted to see God honored in a temple that fit His glory. God did not grant David's wish, but He did make an eternal covenant with him. God promised that someone from David's family line would rule on the throne forever. That someone would be the Messiah, the Savior of the world, Jesus Christ.

Although David was a great king, he was not perfect. In fact, he committed some sins that brought terrible consequences to his family. Specifically, his sin of adultery with Bathsheba and the murder of Bathsheba's husband, Uriah, caused the rest of David's reign to be filled with trouble. Even his own son, Absalom, tried to take the throne away from him. But David's heart remained soft before God. His life was righteous, not because he was sinless, but because he was humble about his sin and repented of it. After David sinned against Bathsheba and Uriah, he repented before God. When he was running from Absalom, a man named Shimei cursed David and threw stones at him. Even though David was king, and everyone expected Shimei to be punished or killed, David did not raise a hand against him. Instead, David viewed the incident as being allowed by God to humble him.

David's last great sin was a prideful counting of the people of Israel. His punishment was to have a deadly disease sweep through the land for three days. In one day, 70,000 people died. David pleaded with God to punish only him, not the entire nation. God heard and stopped the disease after the first day.

Something you may have noticed, as we've looked at the life of King David, was how often he would go to the Lord in prayer and ask what he should do. David recognized his total dependence upon God for everything, even for the faith to believe in Him. David's success as a leader was due to the fact that God had chosen him. God blessed his reign as king because He had promised to. David was a man after God's own heart because God gave him a tender heart and David also did his part in keeping his heart tender.

On our own, we are helpless to work up the desire to follow God with our whole hearts. God is the One who gives us the desire and the power to do that. So how do you start to become a boy or a girl after God's own heart? It begins with humble prayer by coming to God, admitting your sin, and telling Him how much you need His help to live the Christian life. It involves that kind of continued prayer and a digging into the Word of God where you learn to know Him better and understand what it means to fear Him and how to live a righteous life. The key is to depend on God in everything--today, tomorrow, and always!

Aim Questions:

- 1. What made David a righteous King?** *(He was a man after God's own heart.)*
- 2. What tools did God use to bless Israel?** *(David's fear of God and his righteousness.)*
- 3. What does righteousness mean?** *(Doing things according to God's Word when no one but God tells you to.)*
- 4. What is the fear of the Lord?** *(Honoring and respecting God as Creator and Judge of our lives.)*
- 5. How do your actions and decisions affect others?** *(Ones that please God bless others; ones that don't, hurt others.)*
- 6. What do you need to do to be more righteous when only your friends or siblings are around?**



Look:



Right-ness Before God (Worksheet). Each student will need:
2SM06.GF3 Pg. 1

1 set of circles from **2SM06.GF3 Pg. 2**
 scissors
 glue
 coloring crayons or markers

Cut out the circles and paste them down on **2SM06.GF3 Pg. 1**. Ask the students to color the shapes and discuss ways to be right before God. Teachers can use this completed worksheet during the TOOK time to discuss with the students how our right-ness before God brings blessings to those around us.



A Righteous Person (Quiz/Worksheet). Give the students copies of **2SM06.GF4**. Ask them to take the quiz seriously, as if it were a test in school. When all the students are finished, ask them to follow along as you go over the answers. How did they do? Explain to them that the pursuit of God, a right heart before God, and righteousness should be taken very seriously.



Papercraft Sun (Craft/Activity). Each student will need:

1 sun center from **2SM06.GF5 Pg. 1** copied onto yellow paper
2SM06.GF5 Pg. 2 (sunrays) copied onto yellow paper
 9" x 12" sheet of blue construction paper
 piece of notebook paper
 colored paper scraps
 glue
 stapler

Ask the students to fold their sunray sheet in half (CREASE the paper) so that the lines show. They need to cut from the folded edge along the narrow lines just to the heavier lines near the bottom edge (DO NOT CUT THROUGH!), then fold the creases in the opposite direction so that the lines no longer show. Overlap and glue the bottom edges together. As that dries, discuss the Bible verse with the students and have them write their thoughts about righteousness on their piece of notebook paper. This could be a poem, psalm, or letter to God. Using colored paper scraps, they should tear out shapes to make a landscape picture (NO clouds). Help the students staple their sunray ends together to form a three-dimensional circle and glue the sun center to it covering the hole in the middle. This sun will be glued to the background along with their written work and torn paper.



Capture the Heart (Game). This game is very active and will require some setup. Modeled after the popular game "Capture the Flag," this game will need to be scaled down for the classroom. Chairs will need to be stacked and tables set aside. You may choose to alter the game in a manner that slows the students down a bit. Some alterations include: 1) pair students up for three-legged movement; 2) use potato sacks or tie each student's ankles together (with soft cloth) to require hopping; or 3) only allow the "crab-walk" during the game. Create or acquire two memorable hearts of some sort to serve as "flags" (whether plush or paper, make them durable and soft.) Divide and mark the classroom into two equal halves, and divide and mark (with a color band or the like) the students into two equal teams. Mark out a jail on both sides, kitty-corner from the other, and place one of the hearts on each side somewhere in sight and reach. If a student crosses into the other team's territory and is tagged, he or she is captured and must report directly to that team's jail, to be rescued only by a fellow teammate (or pair if three-legged) that breaks through the opponent into the jail and escorts the one prisoner (or pair) by the arm, back out to their side. A team wins when it has successfully captured the opponent's "heart" and takes it to their own side without being tagged. After the game is finished, discuss the students' zeal for pursuing the "heart" of the other team. Some will exhibit more passion than others, but everyone will value the objective with some participation. Ask them how much more important is pursuing (and valuing) a true heart of God. Discuss what marked David's zeal and pursuit after God's heart.



Righteousness (Word Search). Have the students find the words listed in the boxes in the word search puzzle. The words can go in all directions, **2SM06.GF6 Pgs. 1 & 2**.

- Samuel Match (Worksheet).** 🦋, 🦋 Remind the students that during the past few weeks they have been studying the book of 2 Samuel. They have learned about many of the attributes of God along with the people who God used in His sovereign plan. Using **2SM06.GF7 Pg. 1**, have the students match the people with a small fact about them by drawing a line. If they have a difficult time remembering, encourage them to look up the Helpful Hint verses. *Answers: 2SM06.GF7 Pg. 2.*
 - Charade-inary (Game).** 🦋 Much like the game of Pictionary, teams will attempt to be the first to guess what Bible character it is out of 2 Samuel that their teammate is acting out silently in charades. Divide the class into four teams and have them sit facing the four corners of the room. Call up one volunteer from each group and have one of them draw a Biblical character out of a hat. Only disclose the name to yourself and the three others. While in the small group, re-introduce this character to those four students. Specify the unique action(s) this character performed in the book of 2 Samuel. Send these students back to their teams' corners, facing their team, to act out these actions before their teams - when you say "Go!" After a half-minute of charades has passed and no team has guessed correctly, announce to the students the Scripture reference from which the character's action is taken and write it on a whiteboard. After a team has guessed the character, discuss whether or not his or her actions were righteous and after God's own heart. Continue to call up new volunteers.
 - Aim Questions (Worksheet).** 🦋 Have the students answer the Aim Questions about today's Bible Adventure, **2SM07.GF8**.
 - Passage Review Questions (Worksheet).** 🦋, 🦋 Use the booklets from previous lessons to review the Scripture passages covered in our study of 2 Samuel.
 - Memory Verse Review (Memory Verse Song).** 🦋 Review the memory verse songs that the students have learned from the last five lessons in 2 Samuel. Words and music for these songs are available upon request from Children's Ministry.
-



Took:

- Please, Please, Please (Relay Race).** 🦋 Explain to the students that we are sinful by nature. Without God's help we cannot please God. We need to ask for help. David was "a man after God's own heart." If we want the same heart as David, we need to ask for it. Cut out a number of small paper hearts. You will want enough for every student. Divide students into two or more teams and have them line up. Have teachers stand on the side of the room opposite the lines. You need one teacher/helper for each line holding the paper hearts. Have the students race one at a time to the teacher opposite their team. When they get there, they must ask "Please, please, please, may I have a heart after God?" The first team to have everyone return with a heart and sit down, wins.
- How Can We Be a Blessing? (Discussion).** 🦋, 🦋 David was a blessing to his people because he acted righteously before God and feared God. When we sin, we affect other people. When we obey God, it affects people in a good way. Ask the students what kind of blessing we give others when we obey God and fear Him. *Possible answers: We don't distract others from God, we serve others, we are kind to others, and we speak well of others.* Discuss how obedience to God is a spiritual blessing to others. Ask students how they can specifically obey God and give a blessing. Encourage them to do them this week.
- Righteousness Teller (Craft/Game).** 🦋, 🦋 Each student will need **2SM06.GF9**, scissors, and coloring crayons. Have students follow the instructions to create this origami game. The inside messages reveal the difference between the actions of a righteous and those of an unrighteous person. As they play the game, encourage the students to live righteously this week in all that they say and do. God will bless them for their wise choices!



Radiating Righteousness (Craft). 🦋, 🦋 Each student will need:

2SM06.GF10 Pg. 1 diagram sheet
labels from **2SM06.GF10 Pg. 2** copied onto yellow paper
1 sheet of construction paper in a contrasting color
6 – 8 chenille wires
scissors
glue

The focus verse from this morning's lesson provides the idea behind this take-home craft. Explain to the students that, with our righteousness at the center (which has resulted from our fear of God), we can bless those with whom we come in contact. Using the diagram sheet as a guide, have the students cut out and fill in the circles of those who might be blessed as a result of their righteousness. Next, have them attach the chenille wires between the center circle and the smaller circles that radiate out from the center. Instruct the students to pull and twist the chenille wires so that their completed craft has a fun 3-dimensional quality when finished.



Old Saul (Game/Craft). 🦋, 🦋 The "Old Maid" is a pleasant sight when compared with a glimpse of "Old Saul." You may choose to create two to four different sets for the students to play "Old Saul" during the LOOK time only, or you may wish to copy off enough sets of the game for each student to color and fold their own to take home and play with their family. To create your own "Old Saul" game, copy **2SM06.GF11 Pgs. 1-8** onto cardstock. Cut the cards apart on the solid lines and fold on the dotted lines, making a tent-shaped card. Have approximately 6 to 8 students per table and divide them into two teams at first (you may choose to divide into three or four teams later). Sit opposing teams across from one another with a table in between. After shuffling the cards of one set only, deal them out and have the teams set the cards up on the table so that the backside of the card ("Old Saul") is facing the other team(s). Players should match the Biblical character names with their corresponding pictures and Scripture references. Pairs can be removed from the table after the other team(s) verify the match. Play continues back and forth across the table until one team is left with the "Old Saul." If more than two teams are used, a team would turn to the team on its left to choose a card in an effort to make a match. Afterwards, ask the class if they thought a different character in 2 Samuel should have been assigned the position of "Old Maid" in this game. Discuss why Saul is a good choice for this unwanted card.


Sharing
a toy




Sharing
a cookie




Feeding the cat
without being asked



Eating all the
food on your plate



Cleaning your
room when told



Praying
daily



Saying your sister wrote on the wall, but it was you



Saying a bad word




Destroying someone else's things




Fighting with your sister



Stealing a cookie

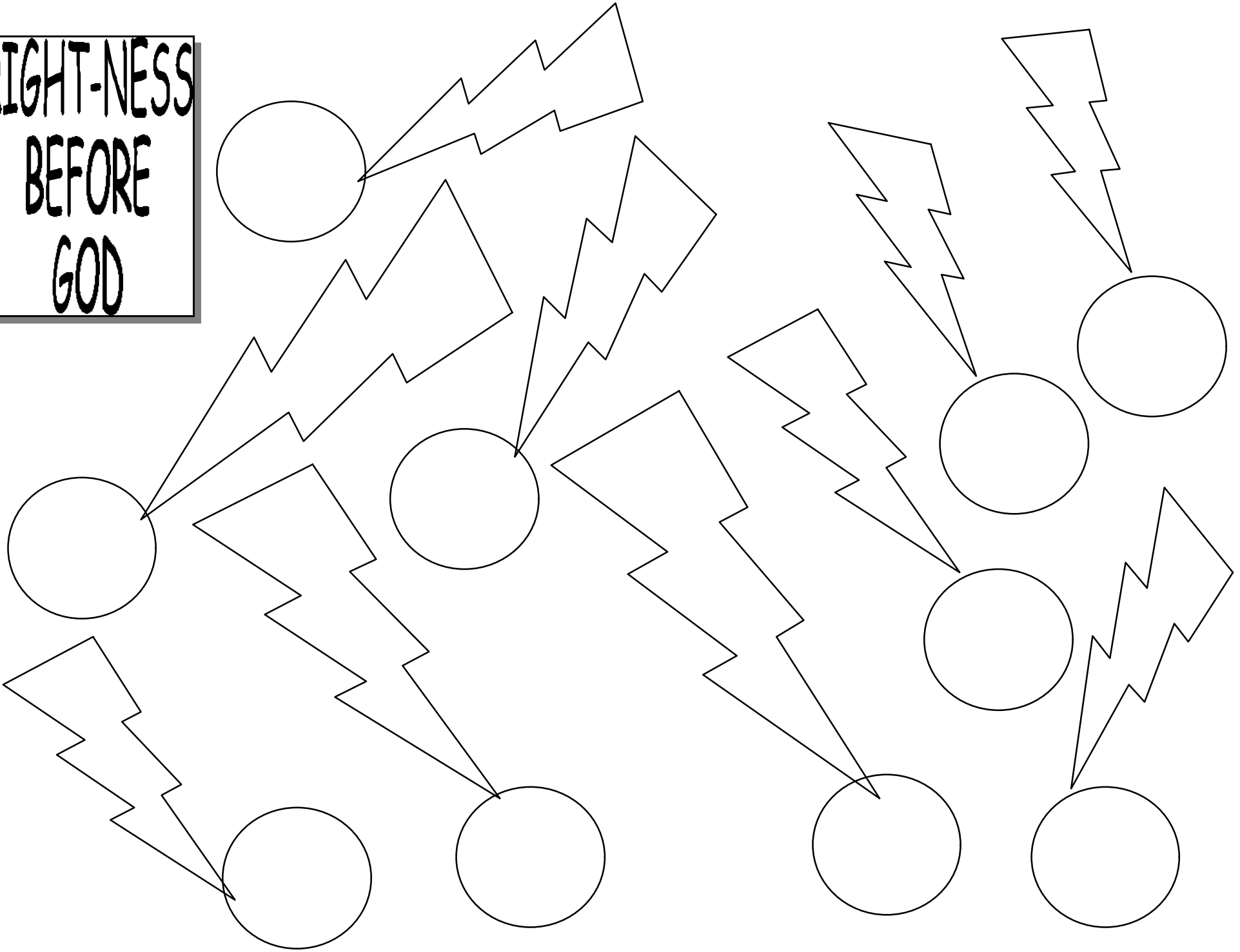


Having a bad attitude



"The God of Israel spoke, the Rock of Israel said to me: 'When one rules over men in righteousness, when he rules in the fear of God, he is like the light of morning at sunrise on a cloudless morning, like the brightness after rain that brings the grass from the earth.'" 2 Samuel 23:3,4

RIGHT-NESS
BEFORE
GOD



**Fearing
God**

**Honoring
God**

**Fearing
God**

**Honoring
God**

**Fearing
God**

**Honoring
God**

**Glorifying
God**

**Pursuing
God**

**Glorifying
God**

**Pursuing
God**

**Glorifying
God**

**Pursuing
God**

**Pleasing
God**

**Obedience
to God**

**Pleasing
God**

**Obedience
to God**

**Pleasing
God**

**Obedience
to God**

**Humility
before
God**

**Following
God's
Word**

**Humility
before
God**

**Following
God's
Word**

**Humility
before
God**

**Following
God's
Word**

**Confession
and
repentance**

**Living For
God**

**Confession
and
repentance**

**Living For
God**

**Confession
and
repentance**

**Living For
God**

A Righteous Person:

1. Makes decisions based on the wisdom of...
2. Desires to please...
3. Puts blame for his sin upon...
4. Places trust in...
5. Puts responsibility of obedience upon...
6. Gives credit for success to...
7. Lives by standards set by...
8. Is motivated by love for...
9. Desires glory for...
10. Places others above...

GOD

SEL

QUIZ

Draw a line from the attitude/action to either "God" or "Self" to show the heart of a righteous person.



"The God of Israel spoke, the Rock of Israel said to me: 'When one rules over men in righteousness, when he rules in the fear of God, he is like the light of morning at sunrise on a cloudless morning, like the brightness after rain that brings the grass from the earth.'"

2 Samuel 23:3,4

"The God of Israel spoke, the Rock of Israel said to me: 'When one rules over men in righteousness, when he rules in the fear of God, he is like the light of morning at sunrise on a cloudless morning, like the brightness after rain that brings the grass from the earth.'"

2 Samuel 23:3,4

"The God of Israel spoke, the Rock of Israel said to me: 'When one rules over men in righteousness, when he rules in the fear of God, he is like the light of morning at sunrise on a cloudless morning, like the brightness after rain that brings the grass from the earth.'"

2 Samuel 23:3,4

"The God of Israel spoke, the Rock of Israel said to me: 'When one rules over men in righteousness, when he rules in the fear of God, he is like the light of morning at sunrise on a cloudless morning, like the brightness after rain that brings the grass from the earth.'"

2 Samuel 23:3,4

"The God of Israel spoke, the Rock of Israel said to me: 'When one rules over men in righteousness, when he rules in the fear of God, he is like the light of morning at sunrise on a cloudless morning, like the brightness after rain that brings the grass from the earth.'"

2 Samuel 23:3,4

"The God of Israel spoke, the Rock of Israel said to me: 'When one rules over men in righteousness, when he rules in the fear of God, he is like the light of morning at sunrise on a cloudless morning, like the brightness after rain that brings the grass from the earth.'"

2 Samuel 23:3,4

DOING WHAT IS RIGHT ACCORDING TO THE WORD OF GOD.

Find the words in the boxes below and circle them .
Remember that the words can go in all directions.
Cross out the words in the boxes as you find them.



Teacher Key

Word search grid with words circled:

```

D I G
H E E C Z
E U P I T G
I A C E J L A C O F E E R E M W
S B T N A N E V O C Z P W H T O E
M A L D E C I S I O N S O A E Z D
H X Z E R U W D E T N E P E R E E
O T N S E L H O N O R T K N D
N C E S J F O I S M S R A
D E T N I O N A W E U N L
G S M R N I I T O R T
J T G S G C M A T
L P Z Y E
Y R F
Z
  
```

- anointed
- rejoice
- power
- influence
- motivated
- honor
- eternal
- covenant
- repented
- dependence
- faith

- fear
- decisions
- glad
- reward
- trust
- power
- mourned
- blessing
- respect
- awe
- honestly

Samuel Match

Let's take a look at the people that we find in the book of 2 Samuel. Using the lists below, match the person listed in the first column with the description in the second column. Draw a line connecting the person with the description. If you get stuck, use the Helpful Hints.

Mephibosheth
David
Uriah
Bathsheba
Nathan
Michal
Abner
Joab
Amnon
Absalom
Ish-Bosheth
Uzzah
Hiram
Abimelech
Tamar
Solomon

Crippled grandson of Saul
Bathsheba's son
Building material supplier from Tyre
Commander of David's army
Became king when his father died
David's beautiful daughter
Murderous son of Gideon
Son of David
Commander of Saul's army
David's wife (daughter of Saul)
Uriah's wife
Died when touching the ark
David's son murdered by Absalom
Received promise of enduring throne
The Hittite who died in battle

Helpful Hints (not in any particular order)

Judges 9
1 Sam. 18:27
2 Sam. 2:10
2 Sam. 2:12-32
2 Sam. 3
2 Sam. 4:4
2 Sam. 5:11
2 Sam. 6:6-7
2 Sam. 7:8-16
2 Sam. 11:3
2 Sam. 11:15
2 Sam. 12:1-15
2 Sam. 12:24
2 Sam. 13:1
2 Sam. 13:1-29

Samuel Match

Let's take a look at the people that we find in the book of 2 Samuel. Using the lists below, match the person listed in the first column with the description in the second column. Draw a line connecting the person with the description. If you get stuck, use the Helpful Hints.

Answer Sheet

Mephibosheth	_____	Crippled grandson of Saul
David	_____	Bathsheba's son
Uriah	_____	Building material supplier from Tyre
Bathsheba	_____	Commander of David's army
Nathan	_____	Became king when his father died
Michal	_____	David's beautiful daughter
Abner	_____	Murderous son of Gideon
Joab	_____	Son of David
Amnon	_____	Commander of Saul's army
Absalom	_____	David's wife (daughter of Saul)
Ish-Bosheth	_____	Uriah's wife
Uzzah	_____	Died when touching the ark
Hiram	_____	David's son murdered by Absalom
Abimelech	_____	Received promise of enduring throne
Tamar	_____	The Hittite who died in battle
Solomon	_____	The prophet who scolded David

Helpful Hints (not in any particular order)

- Judges 9
 1 Sam. 18:27
 2 Sam. 2:10
 2 Sam. 2:12-32
 2 Sam. 3
 2 Sam. 4:4
 2 Sam. 5:11
 2 Sam. 6:6-7
 2 Sam. 7:8-16
 2 Sam. 11:3
 2 Sam. 11:15
 2 Sam. 12:1-15
 2 Sam. 12:24
 2 Sam. 13:1
 2 Sam. 13:1-29

Aim Questions

Answer the following questions about today's Bible Adventure.

1. What made David a righteous king?
2. What tools did God use to bless Israel?
3. What does righteousness mean?
4. What is the fear of the Lord?
5. How do your actions and decisions affect others?
6. What do you need to do to be more righteous when only your friends and siblings are around?

God blesses those who obey Him. Pursue God every day and thank Him for the blessings He gives you this week!

2 Samuel Review



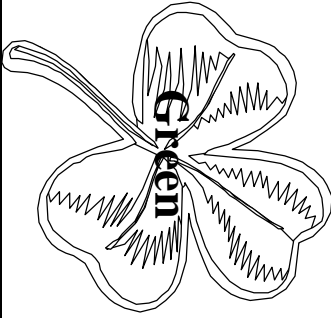
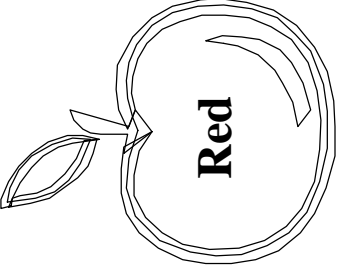
"The God of Israel spoke, the Rock of Israel said to me: 'When one rules over men in righteousness, when he rules in the fear of God, he is like the light of morning at sunrise on a cloudless morning, like the brightness after rain that brings the grass from the earth.'" 2 Samuel 23:3,4

Righteousness Teller

1. Color and cut out the square.
2. Turn the paper over and fold each corner to the middle of the paper.
3. Turn the paper over and fold the corners to the middle of the paper again so that the numbers show.
4. Turn the paper over again so that you are looking at the four flaps of paper with the different colors.
5. Fold in half so that flaps are on the outside.
6. Insert your thumbs and index fingers under the color flaps.
7. Pinch your index finger and thumb together on each hand, and pull to open one way.
8. Press your two index fingers together and your thumbs together, and push them apart to open the other way.

With the color flaps showing, ask a friend to pick a color. Spell the color out loud, opening and closing the flaps as you spell each letter. Next, have him or her pick a number.

Again, open and close the flaps as you count to that number. Ask your friend to pick another number that is shown. Lift up the numbered flap to discover the difference between the actions of a righteous or unrighteous person.

	<p>1</p> <p>An unrighteous person desires to please himself and not God.</p>	<p>2</p> <p>A righteous person places God and others above himself.</p>	
<p>8</p> <p>A righteous person gives God the glory for his successes in life.</p>			<p>3</p> <p>An unrighteous person lives by his own standards and not God's.</p>
	<p>9</p> <p>A righteous person is motivated by love for God.</p>	<p>5</p> <p>An unrighteous person places his trust in his own strength and abilities.</p>	

Radiating Righteousness

Diagram Sheet

“The God of Israel spoke, the Rock of Israel said to me: ‘When one rules over men in righteousness, when he rules in the fear of God, he is like the light of morning at sunrise on a cloudless morning, like the brightness after rain that



The Rays of Righteousness Radiate Blessings to Those Around You

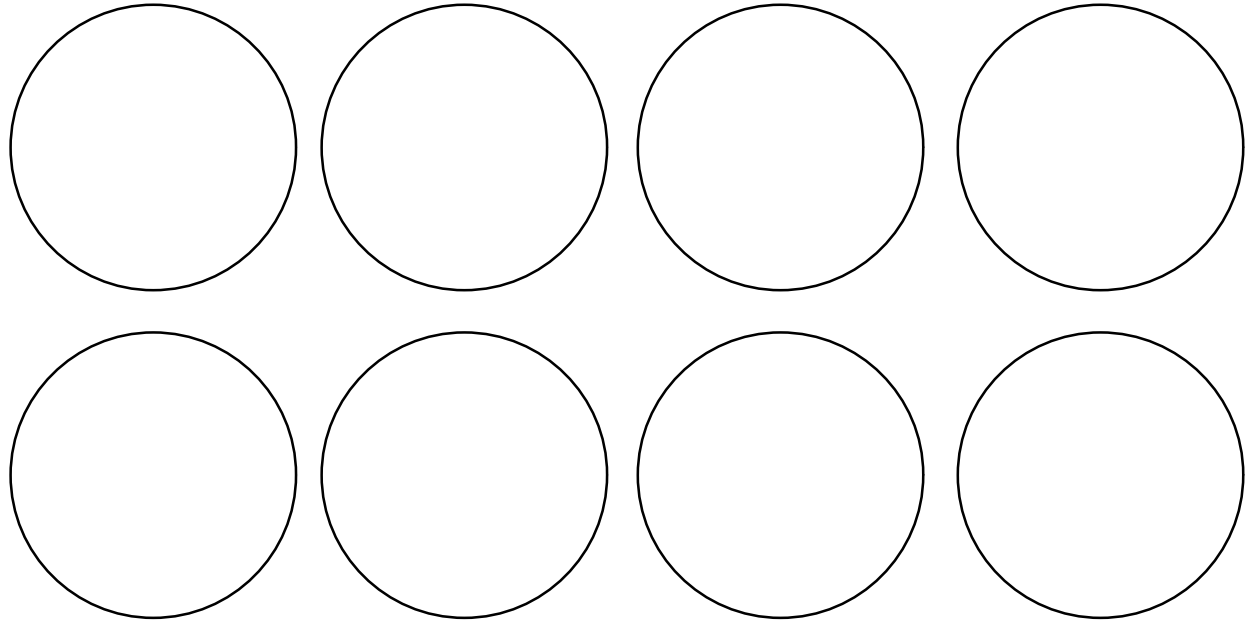
Radiating Righteousness

Craft Labels

“The God of Israel spoke, the Rock of Israel said to me: ‘When one rules over men in righteousness, when he rules in the fear of God, he is like the light of morning at sunrise on a cloudless morning, like the brightness after rain that brings the grass from the earth.’” 2 Samuel 23:3-4

The Rays of Righteousness Radiate Blessings to Those Around You


**Fearing
God
Develops
My
Righteousness**



Saul
pio

Saul
pio

The Lying
Amalekite
2 Samuel 1:9-10



Saul
pio

Saul
pio

Elders of Judah



Saul
pio

Saul
pio


David
2 Samuel 6:14



Saul
pio

Saul
pio


Bathsheba
2 Samuel 11:2-3



Saul
pio

Saul
pio

Nathan
2 Samuel 12:9



Saul
pio

Saul
pio


Absalom
2 Samuel 18:9




Saul
pio

Saul
pio

Benaiah
2 Samuel 23:20



Saul Old





Please, Please, Please Relay

Explain to your children that we are all sinful by nature. Without God's help we cannot please God. We need to ask for help. David was "a man after God's own heart." If we want the same heart as David, we need to ask for it. Cut out a number of small paper hearts, enough to give two to each child. Put your children in line from youngest to oldest. Stand on the side of the room opposite the line, holding the paper hearts. Have the children race one at a time to you. When they get there, they must ask, "Please, please, please, may I have a heart after God?" Each child should do this twice. Time them the first time. Then do it again. If they get faster, reward them with a treat.




Table Time Discipleship

- ◆ At the end of a family Bible night, sit around the kitchen table with a snack. Go through the things you learned as a family that night. Tell your children about stories when you were a child and how you could have used some of the lessons you learned here. Ask them how they can use the lessons from the passage you covered. Be honest and vulnerable with your children about how God is challenging you.
- ◆ This, of course, can be done anytime. Some evening, spontaneously ask the family to the table and bring out a simple snack. Talk to your children heart-to-heart about what God is doing in your life and in theirs. Do not force their vulnerability but encourage and prod it, both by



FAITH BIBLE CHURCH

01/14/01

FAMILY FUN SHEET

This is what we learned today:

- Passage** ~ 2 Samuel Review
- Memory Verse** 2 Samuel 7:16
"Your house and your kingdom will endure forever before Me."
- Application Points** ~



- ◆ Pray that God would make you a person after His own heart.
- ◆ A person after God's own heart will fear and love Him. This will lead to a righteous life.



Read Your Bible, Pray Every Day

Read your Bible, pray every day,
Pray every day, pray every day.
Read your Bible, pray every day
And you'll grow, grow, grow.
And you'll grow, grow, grow.
And you'll grow, grow, grow.
Read your Bible, pray every day,
And you'll grow, grow, grow.

PASSAGE

- Daily Bible Reading:** Since this week is a review lesson, pick a favorite or important passage to read each day. Below are five suggestions:

Day 1: 1:1-2:32 David's Righteousness

Day 2: 7:1-29 The Davidic Covenant

Day 3: 12:1-23 David's Confession

Day 4: 15:1-37 Consequences for Sin

Day 5: 22:21-37 God's Faithfulness to David

- Family Bible Night: 2 Samuel Review**

An overarching topic of the books of 1 and 2 Samuel is David's life. David was considered a man after God's own heart even before his anointing as king. This is seen throughout his life. Being a man after God's own heart produced great fruit in his life and in the lives of the people. With a little different twist, 2 Samuel 23 echoes this thought. In 2 Samuel 23:3,4 David said that God spoke, saying, "When one rules over men in righteousness, when he rules in the fear of God, he is like the light of morning at sunrise on a cloudless morning, like the brightness after rain that brings the grass from the earth." The rule of a righteous king was a blessing to the people. In other words, David's godly character affected the well-being of his nation. It brought the people both spiritual and physical blessings.

There were two qualities of David that God blessed in his reign. The first was that of David's ruling in righteousness. Righteousness is doing what was right according to the Word of God. David did his best to judge situations rightly and view circumstances from God's perspective. In the opening chapters of 2 Samuel, we see that David mourned when he heard about the death of Saul. He pronounced judgment upon the messenger who supposedly killed Saul to end his pain. From the start, we can see that David's heart was different. He wanted to operate by God's standard, not man's. Even in the middle of the civil war with the northern tribes, David sought righteous dealings with those who opposed him. The result was that the people trusted him. His power grew and grew by God's grace. God's blessing upon David's life was evident to the people of Israel. They knew that their prosperity was largely due to the way God used David.

PERSONAL APPLICATION

God honors those who honor Him.

David's reign was looked upon with favor by God for several reasons. God made a promise to bless David based upon God's choice to glorify Himself through David. This happened because God gave David a fear (or respect) of Himself. David had a desire to pursue a righteous walk with God and make righteous decisions for the people. He was not perfect, but he was humble and repentant over his sin. Because of this, David was blessed and the nation of Israel was blessed.

Application

- ◆ Pray that God would make you a man or woman after His own heart. You cannot do it by your own ability.
- ◆ A man or woman after God's own heart will fear Him and live a righteous life. This will result in God's blessing upon you and on those around you.

Application Questions:

- ◆ What does it mean to have a heart after God?
- ◆ What specific areas of your own heart are not pleasing to God?
- ◆ How do you see God being faithful to you?

PRAYER

Pray for a Heart that Would Follow God

We cannot please God from the heart without His giving us a new one. This is a good time to share the Gospel with your children. Explain that they are sinners in need of a Savior. Share that they must entrust their whole lives to Christ, the Lord of their lives. Don't ask them to "ask Jesus into their heart." Ask them to cry out to God to save them and make them His (Romans 10:9,10).

For younger children, this may be difficult. Lead them and teach them to ask God for a tender heart, one that is willing to repent from sin and to grow in righteousness. Ask them to ask God to give them a desire to please Him more than anything else.