

**Memory Verse:**

Two- and three-year-old verse: 2 Samuel 7:16: Your kingdom will endure forever before me.

Four- and five-year-old verse: 2 Samuel 7:16: Your house and your kingdom will endure forever before me.

**Aim Questions for 2's & 3's:**

1. Who wanted to honor God and all the words that God had written down on scrolls? (*King David.*)
2. Who kept his promise to Jonathan and took care of Mephibosheth? (*King David.*)
3. Who honored King David and promised to bless his family forever? (*God.*)

**Aim Questions for 4's, 5's & K:**

1. What did King David want to do with the Ark of the Covenant? (*David wanted to build a house in Jerusalem where God's Ark of the Covenant could live.*)
2. What promise had King David made to his friend, Jonathan, before he died? (*David promised he would take care of Jonathan's children when he became king.*)
3. What covenant promise did God make to King David? (*God promised to bless David's family and that from his son would come a king who would rule forever.*)
4. Does the sovereign LORD keep His promises? (*Yes. Say the memory verse.*)

**Key for symbols:**

- This box symbol represents ideas that can be used for two-year-olds through kindergarten. Please remember to slow down the pace for two-year-olds and keep the pace moving for five-year-olds.
- ② This symbol represents ideas that are best used for two- and three-year-olds.
- ④ This symbol represents ideas that are best used for four-year-olds through kindergarten.

**Hook:**

**"Sovereign God" Center:** During the past weeks, we have learned that God is in charge of everything. He can do whatever He wants, whenever He wants. He can also do anything and everything forever (a very long time). God does not get tired like we do. Let's try an experiment to see how long we can do something. Have a child hold out both arms and stand on one foot while the teacher times how long that position can be held before the child loses his balance. Bring a stopwatch, and record the number of seconds on the board along with the child's name so the children can understand how hard it is to do something for a very long time.

**Blessings Activity:** Find pictures in magazines of blessings that God has given us to enjoy. Sing "Count Your Blessings" as you point to the different blessings in the pictures. God was blessing King David and Israel because David honored God. Each of the Israelites had his own home where his family could live. They had plenty of good food to eat. Sing "If You're Blessed and You Know It."

---

**Coloring the Ark: (2SM02ECGF2 and 2SM02ECGF7)** Children can color their own GF2 pictures of an ark while discussing that it contained God's words, traveled with the Israelites, and now King David wanted it brought back to Jerusalem. Cut the GF7 tablets out and let the children glue the two tablets to the ark.

**Making an "Ark of the Covenant": (2SM02ECGF2 and 2SM02ECGF7)** Using the GF2 picture as a blueprint, two poles, a cardboard box, gold wrapping paper, and duct tape, build an Ark to be displayed during the Bible Adventure. Before class, cut slits in each top corner of the box and put a piece of rope or chenille wire through them, tying them on the inside. These ropes are the rings for dowels to go through for carrying. Let children color the GF7 tablets and place them in the box. Show the children the commandment that says, "You shall not murder." Tape the box shut and let the children color the outside of the box to look like gold. Place dowels through the ropes. Use this for the relay game later (see the Look section). This is to be a team effort with the discussion focused on what was in the Ark (stone tablets with God's words), the fact that God was with the Ark (wherever it went), and that the Ark was to be with the Israelites. King David knew this and wanted the Ark close to him.

**Crutches Center:** Bring a pair of children's crutches to class to let the children move across the room using them and only one leg. In today's Bible Adventure, a crippled young man named Mephibosheth could have used crutches such as these.

**"Being Kind" Home Play Center:** King David kept his promise to be kind to the son of his old friend, Jonathan. David invited Jonathan's son, Mephibosheth, to live with him in his palace. David honored God when he kept his promise. Mephibosheth had been injured when he was young and could not do everything that others could do. Have a teacher pretend to be hurt and tell the children that she needs their help today. The teacher can have her arm in a sling or be on crutches. Explain that the injury is not real, but encourage the class to come up with ideas and ways they could work in the home center that would be kind to their teacher. If time allows, have the children take turns pretending to be Mephibosheth so others can be kind to them.

**David's Palace Playhouse:** Materials needed: 2 large appliance boxes, decorative material, tool to cut hole for windows and a door. Make David's palace for the children to go in one end and crawl out the other. Give it a name at the front entrance: "David's palace in the city of David--Jerusalem." Teach the children that God blessed David with the palace he lived in because David wanted to obey. He trusted in what the LORD instructed. You may want to use this palace more than one week.

④ **Building Center: (2SM02ECGF10)** Show the children a picture of the temple and tell them that this is what David wanted to build, but God said "no." Listen to the Bible Adventure and find out why David couldn't build the temple. Let see if we can build a structure to look like this temple with blocks.

④ **"Johnny Works with One Hammer" Activity:** After going through the whole action song, sing this last verse while hitting one fist to the other palm to the rhythm of the song.  
David wanted to build a temple, build a temple, build a temple.  
David wanted to build a temple, but God had other plans.



## Book:

### Presentation Ideas -

Color and mount the **2SM02ECGF1, 2SM02ECGF2, 2SM02ECGF3, 2SM02ECGF4, 2SM02ECGF5,** and **2SM02ECGF6** pictures on construction paper. Show them as you tell the Bible Adventure. Save them for future lesson review.

**Finger Play: Snow:** Use this finger play to draw the children's attention. Repeat it a second time in a stage whisper.

God sends the snow.

*(Point up.)*

It gently falls;

*(Float fingers down.)*

It doesn't make a sound.                   *(Cup hand behind ear.)*  
It makes a blanket, shiny white,       *(Move lower and lower to ground.)*  
That covers all the ground.

### **Bible Adventure for 2's & 3's-**

*(Show the review 2SM01ECGF5 picture.)* King David ruled the land of Israel from his palace in Jerusalem. David honored God by praying and asking God what he should do before he made decisions for his country.

*(Show the 2SM02ECGF2 picture.)* King David was eager to have the Ark of the Covenant in Jerusalem. Inside the Ark of the Covenant were the two stone tablets with the Ten Commandments written on them.

*(Show the 2SM02ECGF3 picture.)* David sent his men to get the Ark of the Covenant. Slowly, and very carefully, six men carried the Ark into Jerusalem. King David led the people in celebrating the arrival of the Ark of the Covenant. It was a happy day for Israel. God was blessing David because David wanted to honor God and all the words that God had written on scrolls.

*(Show the 2SM02ECGF4 picture.)* David wanted to do everything that was right and fair for the people of Israel. David remembered a promise he had made to his friend, Jonathan, that he would take care of any of Jonathan's children and grandchildren when he became king. David learned that Jonathan's son, Mephibosheth, was still alive. *(Say "Me-phi-bo-sheth" slowly several times.)*

Mephibosheth had been crippled when he was about five years old. His nurse had dropped him when she was running, and he couldn't walk very well. King David asked Mephibosheth to live in his palace and eat at his table as part of David's family. David wanted to honor God by keeping his promises.

*(Show the 2SM02ECGF5 picture.)* In David's day, there was a prophet named Nathan. God spoke to Nathan and told him what to say to King David. God was giving a promise to David. This promise was called a covenant. Nathan told David that his son would be king over Israel after him and that from his grandson and great-grandson would come a more powerful king--Jesus--who would be King forever. David was overwhelmed with joy and amazement. God was promising to bless his family forever.

*(Show the 2SM02ECGF6 picture.)* David went into his room to pray. David sat before the LORD and said to Him, "You are the sovereign LORD, and you have spoken. You always do what is right. You have given me a wonderful promise. Please bless my family as You have promised." David honored God by obeying His words and God honored David by making a wonderful promise to him.

**Prayer:** Dear God, You are sovereign and in charge of all things. You always keep Your promises, and I want to honor You. In Jesus' name I pray, amen.

### **Bible Adventure for 4's, 5's & K-**

*(Show the 2SM02ECGF1 picture.)* Jerusalem was called the City of David because that was where King David lived in his palace. King David continued to honor the sovereign LORD by asking His advice about what he should do. David asked God, "Should I go fight the Philistines now? What should I do?" God gave David specific instructions about what to do, and David and his men won every battle against the Philistines, against the Moabites, against the Ammonites, and against every other enemy.

*(Show the 2SM02ECGF2 picture.)* King David was eager to bring the Ark of the Covenant to live near him in Jerusalem. The Ark of the Covenant was the wooden box in which were placed the stones with the Ten Commandments on them that Moses had received at Mount Sinai. It was a special box made of wood and covered with gold. It had God's Word in it. Wherever the Israelites had gone throughout the desert, they had taken the Ark of the Covenant with them. Now it was time for David to bring the Ark to Jerusalem.

*(Show the 2SM02ECGF3 picture.)* David sent his men to get the Ark of the Covenant. Slowly, carefully, six men carried it on poles into Jerusalem. All the Israelites danced and shouted for joy in the streets. King David was leading the people in celebrating. He leaped for joy. What a happy day for Israel! God was blessing David because he wanted to honor God and His Word, not just the Ten Commandments that were in the Ark of the Covenant, but all of God's words that were written on scrolls.

(Show the 2SM02ECGF4 picture.) David wanted to do everything that was right and fair for all the people of Israel. David remembered a promise he had made to his friend, Jonathan, that he would take care of any of Jonathan's children and grandchildren when he became king. David called Saul's old servant to him and said, "Does King Saul or Jonathan have any children who are still alive? I want to keep my promise to take care of them."

Saul's servant said, "Jonathan's son, Mephibosheth, is alive. (Say "Me-phi-bo-sheth" slowly several times.) Mephibosheth is crippled in both feet from an accident he had when he was five years old. His nurse dropped him while she was running with him, and now he can't walk very well."

King David said, "Bring him to me so I can talk to him."

When Mephibosheth came to King David, David said to him, "Don't be afraid. I want to be kind to you because I made a promise to your father, Jonathan, who was my friend. I am giving you all of the land that belonged to your grandfather, Saul, and I want you to live here in the palace with me and eat at my table as part of my family." David wanted to honor God by keeping his promises.

(Show the 2SM02ECGF5 picture.) David was feeling very blessed and happy in his palace in Jerusalem. David knew that it was God who had made his kingdom strong. David said to Nathan, the prophet, "Here I am, living in this beautiful palace made of cedar wood, while the Ark of God is still living in a tent. I want to build a special place for the LORD's Ark to live."

That night, while the prophet Nathan was in his bed, the LORD said to him, "Tell David that I have not asked him to build a house of cedar wood for My Ark. I didn't have a house for the Ark all those years while I was leading My people from place to place in the desert, and I don't want David to build one now. I will ask his son to build a temple for Me later.

"Tell David, 'I took you from being a shepherd over your father's sheep to being the only king over Israel. I have given you victory over every enemy. Now I am going to make you a special promise. This promise is called a covenant. My covenant promise to you is that your son will become king over Israel after you, and that from your grandson and great-grandson will come a more powerful king--Jesus--who will be King forever.'"

(Show the 2SM02ECGF6 picture.) The next day, when Nathan told David these words from God, David was overwhelmed with joy and amazement. He could hardly believe his ears. God was promising to bless his family forever. David went into his room to pray. David sat before the LORD and said to Him, "You are the sovereign LORD, and You have spoken. You always do what is right. You have given me a wonderful promise. You have said that You will bless me and my family forever. I don't know why You have chosen me for this promise, and I don't deserve it, but I believe You will keep Your promise. Please bless my family as You have promised."

David honored God, and God honored David by making a wonderful promise to him. Next week, we will hear about what happened to David in Jerusalem.

**Prayer:** Dear God, You are sovereign and in charge of all things. You always keep Your promises, and I trust You and want to honor You. In Jesus' name I pray, amen.



### Look:

**Aim Questions:** The questions are placed under the Ark (prepared during Hook) and, before each question is asked, six people stand around the Ark. On a signal from the teacher, all six lift the Ark at the same time while a child takes out the correct question.

**Snack:** Celebrate by serving the snack from paper cupcake holders. The tables could be simply decorated with streamers or party favors to show how happy King David and the Israelites were to get the Ark of the Covenant back in Jerusalem. Talk about how we have the Bible with us just as King David wanted God's words with him in today's Bible Adventure.

**Snack Song and Discussion:** (tune: "Did You Ever See a Lassie?")

Di-id David keep his promise, his promise, his promise?

Di-id David keep his promise, to do what was right?

(Ask the children what David did that was right. He kept his promise to take care of Jonathan's children.)

Di-id (does) Go-od keep His promise, His promise, His promise?

Di-id Go-od keep His promise, to make David king?

*(Stop and ask a child at the table to share part of the promise to David. Repeat. End by sharing promises God has made to us.)*

Do you always keep your promise, your promise, your promise?

Do you always keep your promise, to do what is right?

**Dancing King David: (2SM02ECGF8)** Materials needed: Picture of David, legs to attach, crayons, brass fastener, glue stick, piece of material for ephod, yarn for his hair, scissors. Have the children color the figure of David and his legs. Cut out the figure of David and his legs. Attach the brass fastener to the legs and place on the body of David. Glue the material to David for his ephod. Cut the yarn and glue to his head. Now the children can make David dance and leap as he did in Jerusalem when God blessed him.

**Dancing and Freezing Israelites:** Pretend to be happy Israelites dancing and celebrating in the streets. When the music stops, see who is in the funniest position. Continue until several have been recognized. The Israelites are going to celebrate something special in the story today.

---

**“God’s Promise to David” Booklet: (2SM02ECGF9)** Give each child a GF9 page that has been folded in fourths so that the first page is the cover page of the booklet. Let the children “read” their books as you tell the brief story. Remind the children that God blessed King David’s kingdom in Jerusalem. God made a promise to David that his kingdom would last forever.

**Crepe Paper Celebration:** Give every child a three-foot length of colored crepe paper. Provide several different colors of crepe paper streamers. Play some lively dance or marching music. Have the children move the crepe paper in big circles and up and down to make patterns in the air while they dance. After the music stops, call only certain colors to dance while the others watch. Repeat as time and interest allow.

**“I See Six” Finger Play:**

I see six--one, two, three, four, five, six-- *(Hold up fingers.)*

Six Israelite men.

It could not have been *(Shake head “no.”)*

Ten Israelite men! *(Hold up ten fingers.)*

I see six--one, two, three, four, five, six-- *(Hold up fingers.)*

With a job to do.

They did not ask you, *(Point at class.)*

What they were to do. *(Shake head “no.”)*

I see six--one, two, three, four, five, six-- *(Hold up fingers.)*

Without falling down, *(Drop fingers down.)*

The Ark moved to town,

To be with the crown. *(Form circle over head with hands.)*

**Ark Relay:** Divide children into groups of six and station them in different corners of the room or foyer. Designate Jerusalem by a chair with a teacher as King David seated in it. The teams take turns carrying the Ark across the room to another team who takes it to another team. Finally, the last team brings it to King David and everyone erupts into dancing and celebrating!

**“David Said” Role Play** *(tune: “This Is the Way We...”)*

David said, “Now bring the Ark, bring the Ark, bring the Ark.” *(Motion someone to come near.)*

David said, “Now bring the Ark, to Jerusalem.”

Six men took the Ark on poles, Ark on poles, Ark on poles. *(Pretend to carry poles on shoulders.)*

Six men took the Ark on poles, to Jerusalem.

All the people danced around, danced around, danced around. *(Swing arms and dance around.)*

All the people danced around, in the streets with David.

David made his promise right, promise right, promise right.

David made his promise right, and fed Mephibosheth.

God will keep His promises, promises, promises.  
God will His promises. He always keeps His Word.

*(Draw smile over lips with finger.)*

Jesus will be King forever, King forever, King forever.  
Jesus will be King forever. He always keeps His Word.

*(Point up and form crown on head.)*

④ **Memory Verse Review:** Discuss the new verse and say it several times together including the reference. To help them understand “forever” as a never ending time--time without end, pull a thread from a spool that you have in a box with a hole in the top. Explain that eventually there will be an end to this thread but God’s promise in the verse will never end. It is forever! This could be used as a Story Presentation idea also.

④ **Verse Chant and Marked Chair:** Place chairs in a circle, marking one with a Bible sticker. The children circle around the chairs while repeating, “Your house and your kingdom...”. When you give a signal with a whistle, they sit on the closest chair very quickly. The child on the marked chair gets to complete the verse (“will endure forever before me”). Repeat a few times. You may chant more of the verse and let the child on the chair give the reference.

### Songs:

☐ **You, O Sovereign LORD** *(tune: “I’m in the LORD’s Army”)*

You, O Sovereign LORD, ha-ave spo-oken. You ha-ave spo-oken. You ha-ave spo-oken.  
*(Point to the sky, then cup your hands around your mouth.)*

You, O Sovereign LORD, ha-ave spo-oken, “You will bless my home.” *(Extend your arm like a scepter.)*  
You will bless my home. You will bless my home.

You, O Sovereign LORD, ha-ave spo-oken, “You will bless my home.”

From the sons of David will come a King, David will come a King, David will come a King.  
From the sons of David will come a King, Jesus is His name.  
Jesus is His name. Jesus is His name.  
From the sons of David will come a King, Jesus is His name.

☐ **Samuel 7:16, Memory Verse Song** *(tune: “This is My Commandment”)*

Your house *(Bring hands together touching fingertips in a point.)*  
And your kingdom *(Have both pointer fingers point upward to represent a castle.)*  
Will endure forever, *(Arms out in front with palms down motioning outward.)*  
Fo-or-ev-er  
Before God. *(Point upward.)*  
Your house and your kingdom will endure forever.  
Fo-or-ev-er be-fore God.

Second Samuel se-even sixteen *(Show 2 fingers.)*  
In the Bible! *(Bring hands together with open palms for a book.)*  
Second Samuel seven sixteen. *(Show 2 fingers.)* In the Bible!

Your throne *(Fists pounding on arm rests.)*  
And your kingdom *(Have both pointer fingers point upward to represent a castle.)*  
Will endure forever, *(Arms out in front with palms down motioning outward.)*  
Fo-or-ev-er  
Before God. *(Point upward.)*  
Your throne and your kingdom will endure forever.  
Fo-or-ev-er be-fore God.



### Took:

**God's Promises Message Holder: (2SM02ECGF11 and 2SM02ECGF12)** Materials needed: One GF11 promise card per child copied on cardstock paper, one GF12 memory verse card copied on regular paper, glue, spring-type clothespins, self-adhesive strip magnets, crayons, and other decorating materials. Give each child a GF11 "Promise" card. Attach the self-adhesive strip magnet on the back. Allow the children to decorate their promise cards as they wish, using crayons, stickers, sequins, etc. Assist the children in gluing the clothespin on the center front of their rectangle card. Review the memory verse promises God made to Samuel and David as the children work.

**Puzzle Picture: (2SM02ECGF6 and 2SM02ECGF13)** Copy the GF13 puzzle outline on the back of the GF6 picture. Let the children color their pictures of King David praying as you review the Bible Adventure story. Cut on the lines on the back and place the pieces into an envelope to take home.

**"Only Six Steps" Memory Review Game:** Materials needed: Two long dowels/poles, a box, a special treat such as cupcakes, cookies, or candy. Review this week's Bible Adventure about the Ark of the Covenant returning to Jerusalem. Have the children move into groups of six. Line the groups up taking turns to carry the box balancing on the poles. The children will need to be especially careful not to let the box fall off the poles while they walk. Remind them that the men who carried the Ark of the Covenant only took six steps at a time. Have each group of children count out 1-2-3-4-5-6 and STOP. Then, repeat this until they walk around the entire perimeter of the room. When they return to the starting place, have the children repeat the memory verse together (2 Samuel 7:16: "Your kingdom will endure forever before me.") Then it will be the next group's turn. After all the groups take their turns, they can be rewarded with a special treat for the day.

---

**Trust God's Promises** (tune: "Hokey Pokey")

You pray to God inside.      *(Leapfrog into the circle landing on your knees with praying hands)*

You pray to God outside.    *(Jump out of the circle landing on your knees with praying hands)*

You pray to God inside,

And you trust with all your heart!      *(Hands over heart.)*

You trust God's promises, and you turn yourself around.    *(Turn around.)*

That's what it's all about!    *(Nod head enthusiastically.)*      Yes, sir!

You praise your God inside.      *(Jump into circle with hands in the air.)*

You praise your God outside.    *(Jump outside circle with hands in the air.)*


You praise your God inside,

And you trust with all your heart!    *(Hands over heart.)*


You trust God's promises, and you turn yourself around.    *(Turn around.)*

That's what it's all about!    *(Nod head enthusiastically.)*      Yes, sir!

**Preschool Page for Parents: (2SM02ECPPP)** Send a page home with each child, encouraging parents to reinforce the Bible truths at home. Spend a few minutes before the children go home creatively reviewing the song and memory verse.



David became more and more powerful,  
because the Lord God Almighty  
was with him. 2 Samuel 5:10




The Ark of the Covenant was the golden box where the stone tablets with the Ten Commandments were kept.



David and the Israelites danced in the streets as the Ark came to Jerusalem.



David kept his promise to take care of Jonathan's son, Mephibosheth.



Prophet Nathan told King David of God's promise to bless his kingdom.



David prayed, "You, O Sovereign Lord, have spoken and will bless my family."

<b>God's</b>	<b>Laws</b>
<p>You shall have no other gods before Me. Exodus 20:3</p> <p>You shall not make or worship an idol. Exodus 20:4</p>	<p>Honor your father and mother. Exodus 20:12</p> <p>You shall not lie. Exodus 20:16</p>

<b>God's</b>	<b>Laws</b>
<p>You shall have no other gods before Me. Exodus 20:3</p> <p>You shall not make or worship an idol. Exodus 20:4</p>	<p>Honor your father and mother. Exodus 20:12</p> <p>You shall not lie. Exodus 20:16</p>


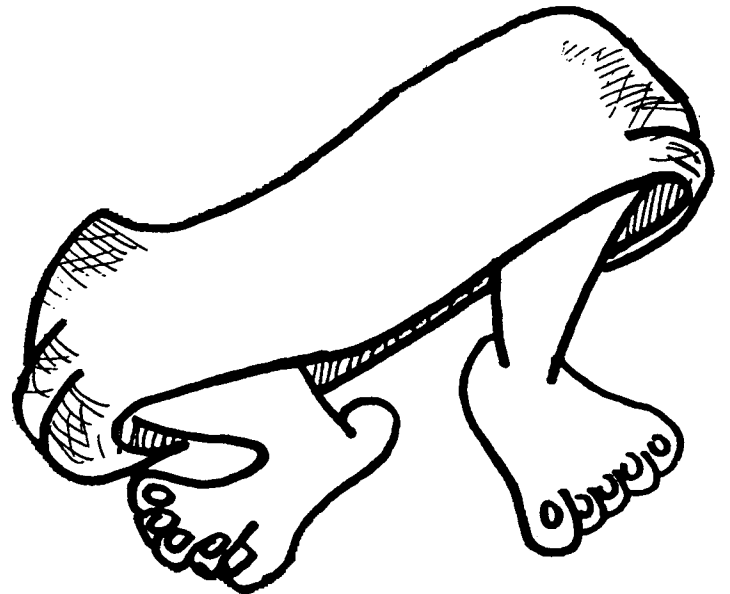
<b>God's</b>	<b>Laws</b>
<p>You shall have no other gods before Me. Exodus 20:3</p> <p>You shall not make or worship an idol. Exodus 20:4</p>	<p>Honor your father and mother. Exodus 20:12</p> <p>You shall not lie. Exodus 20:16</p>

<b>God's</b>	<b>Laws</b>
<p>You shall have no other gods before Me. Exodus 20:3</p> <p>You shall not make or worship an idol. Exodus 20:4</p>	<p>Honor your father and mother. Exodus 20:12</p> <p>You shall not lie. Exodus 20:16</p>


<b>God's</b>	<b>Laws</b>
<p>You shall have no other gods before Me. Exodus 20:3</p> <p>You shall not make or worship an idol. Exodus 20:4</p>	<p>Honor your father and mother. Exodus 20:12</p> <p>You shall not lie. Exodus 20:16</p>

<b>God's</b>	<b>Laws</b>
<p>You shall have no other gods before Me. Exodus 20:3</p> <p>You shall not make or worship an idol. Exodus 20:4</p>	<p>Honor your father and mother. Exodus 20:12</p> <p>You shall not lie. Exodus 20:16</p>


Dancing King David



David kept his promise to  
take care of Jonathan's  
son, Mephibosheth.



Prophet Nathan told King David  
of God's promise to  
bless his kingdom.



David and the Israelites danced in  
the streets as the Ark of the Covenant  
came to Jerusalem.




David prayed, "You, O Sovereign Lord,  
have spoken and will bless my family."  
2 Samuel 7:29



4.

1.



David wanted to build a house for the Ark of the Covenant, but God said "no."



**GOD KEEPS  
HIS PROMISES**



**GOD KEEPS  
HIS PROMISES**



**GOD KEEPS  
HIS PROMISES**



**GOD KEEPS  
HIS PROMISES**

Speak, LORD, for your servant  
is listening. 1 SAMUEL 3:9b  
Those who honor Me I will  
honor. 1 SAMUEL 2:30  
Man looks at the outward  
appearance, but the Lord  
looks at the heart.  
1 SAMUEL 16:7b  
You, O Sovereign Lord, have  
spoken. 2 SAMUEL 7:29b  
Your kingdom will endure forever  
before Me. 2 SAMUEL 7:16

Speak, LORD, for your servant  
is listening. 1 SAMUEL 3:9b  
Those who honor Me I will  
honor. 1 SAMUEL 2:30  
Man looks at the outward  
appearance, but the Lord  
looks at the heart.  
1 SAMUEL 16:7b  
You, O Sovereign Lord, have  
spoken. 2 SAMUEL 7:29b  
Your kingdom will endure forever  
before Me. 2 SAMUEL 7:16

Speak, LORD, for your servant  
is listening. 1 SAMUEL 3:9b  
Those who honor Me I will  
honor. 1 SAMUEL 2:30  
Man looks at the outward  
appearance, but the Lord  
looks at the heart.  
1 SAMUEL 16:7b  
You, O Sovereign Lord, have  
spoken. 2 SAMUEL 7:29b  
Your kingdom will endure forever  
before Me. 2 SAMUEL 7:16

Speak, LORD, for your servant  
is listening. 1 SAMUEL 3:9b  
Those who honor Me I will  
honor. 1 SAMUEL 2:30  
Man looks at the outward  
appearance, but the Lord  
looks at the heart.  
1 SAMUEL 16:7b  
You, O Sovereign Lord, have  
spoken. 2 SAMUEL 7:29b  
Your kingdom will endure forever  
before Me. 2 SAMUEL 7:16

Speak, LORD, for your servant  
is listening. 1 SAMUEL 3:9b  
Those who honor Me I will  
honor. 1 SAMUEL 2:30  
Man looks at the outward  
appearance, but the Lord  
looks at the heart.  
1 SAMUEL 16:7b  
You, O Sovereign Lord, have  
spoken. 2 SAMUEL 7:29b  
Your kingdom will endure forever  
before Me. 2 SAMUEL 7:16



Speak, LORD, for your servant  
is listening. 1 SAMUEL 3:9b  
Those who honor Me I will  
honor. 1 SAMUEL 2:30  
Man looks at the outward  
appearance, but the Lord  
looks at the heart.  
1 SAMUEL 16:7b  
You, O Sovereign Lord, have  
spoken. 2 SAMUEL 7:29b  
Your kingdom will endure forever  
before Me. 2 SAMUEL 7:16

Speak, LORD, for your servant  
is listening. 1 SAMUEL 3:9b  
Those who honor Me I will  
honor. 1 SAMUEL 2:30  
Man looks at the outward  
appearance, but the Lord  
looks at the heart.  
1 SAMUEL 16:7b  
You, O Sovereign Lord, have  
spoken. 2 SAMUEL 7:29b  
Your kingdom will endure forever  
before Me. 2 SAMUEL 7:16


Speak, LORD, for your servant  
is listening. 1 SAMUEL 3:9b  
Those who honor Me I will  
honor. 1 SAMUEL 2:30  
Man looks at the outward  
appearance, but the Lord  
looks at the heart.  
1 SAMUEL 16:7b  
You, O Sovereign Lord, have  
spoken. 2 SAMUEL 7:29b  
Your kingdom will endure forever  
before Me. 2 SAMUEL 7:16

Speak, LORD, for your servant  
is listening. 1 SAMUEL 3:9b  
Those who honor Me I will  
honor. 1 SAMUEL 2:30  
Man looks at the outward  
appearance, but the Lord  
looks at the heart.  
1 SAMUEL 16:7b  
You, O Sovereign Lord, have  
spoken. 2 SAMUEL 7:29b  
Your kingdom will endure forever  
before Me. 2 SAMUEL 7:16

Your kingdom will endure forever before me.  
2 Samuel 7:16



December 10, 2000  
2 Samuel Chapters 5:17-10:19



Ark of the Covenant

## This is what I learned today!

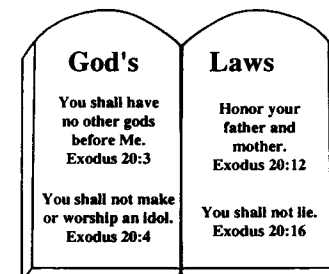
Today we learned that King David sent for the Ark of the Covenant to be near him in Jerusalem. When the Ark arrived, it was a happy day for Israel. God blessed David because David wanted to honor God and His Word. David also honored God by keeping a promise to David's old friend, Jonathan. David had Jonathan's son, Mephibosheth, come live with him in the palace as a member of his own family. God promised David that his own son would become king over Israel after him, and from his children's children would come a more powerful king--Jesus. God kept his promise to David just as He keeps all of His promises.

### Today's Memory Verse

**2's & 3's:**  
**You, O Sovereign LORD, have spoken.**  
**2 Samuel 7:29b**

**4's & 5's:**  
**Your house and your kingdom will endure**  
**forever before me. 2 Samuel 7:16**

## Ark to Jerusalem Walk



Make an Ark of the Covenant out of any paper or plastic box. Put a "stone" tablet in the box (see above). Designate two family members to be priests who carry the Ark on poles (dowels, wooden spoons, rulers) to Jerusalem. Have them take six steps, then stop and sing a verse of the following song to the tune "This Is the Way We. . .".

David said, "Now bring the Ark, bring the Ark, bring the Ark."  
David said, "Now bring the Ark, to Jerusalem."

Six men took the Ark on poles, Ark on poles, Ark on poles.  
Six men took the Ark on poles, to Jerusalem.


All the people danced around, danced around, danced around.  
All the people danced around, in the streets with David.

### Samuel 7:16, Memory Verse Song

(tune: "This is My Commandment")

Your house and your kingdom  
Will endure forever,  
Fo-or-ev-er before God.  
Your house and your kingdom will endure forever.  
Fo-or-ev-er be-fore God.

Second Samuel se-even sixteen in the Bible!  
Second Samuel seven sixteen. In the Bible!



Prophet Nathan told King David of God's promise to bless his kingdom.