

Materials I Need:

Legend:

-  = Option 1, Appropriate for 1st – 2nd Grade
 = Option 2, Appropriate for 3rd – 6th Grade



Focus Verse:



"Your house and your kingdom will endure forever before Me; your throne will be established forever." 2 Samuel 7:16

Memory Verse:

"For You, O Sovereign LORD, have spoken, and with Your blessing the house of Your servant will be blessed forever." 2 Samuel 7:29b

Hook:

One or the Other/Can't Be Both (Discussion). ,  Say to the class, "If you are a boy stand up! Only boys stand while everyone else stays seated!" When all the boys have done so, ask the girls why they didn't stand up. They will state the obvious: "Because we're girls, not boys." Ask them if they have to be one or the other or if a person can be both a boy and a girl. Again, the obvious: "People can't be both. They must be one or the other!" Have the boys sit down. Ask the students where they are (at church) and if, at the same time, they can be at home too. Ask if a person can be two places at the same time and why not (it is impossible!). Ask the students to think of other things that must be one or the other. Call on two or three students and discuss whether what they mentioned is really a "one or the other/can't be both" or not. If someone mentions a Christian, reinforce that it is true and will be a part of the Bible Adventure today. If nobody mentions a Christian, tell them that they will hear in today's Bible lesson another thing that a person either is or is not. If the students have a hard time coming up with ideas, offer a few suggestions (i.e., a person is either a Boy Scout or not; married or not married; alive or dead, etc.).

Bag of Marbles. (Object Lesson/Trick). ,  Take a bag of marbles and put it into a medium-sized disposable container while the students are watching. Take some old motor oil, if you have it, or some new, if you don't, and pour it over the marbles and stir until they are dirty with oil. Get a steel ball bearing or a "steelie" the same size as the other marbles. Put the ball bearing in a rag **before** the students get to class. As you stir the marbles, tell the students that all of us are dirty with sin. All of us are equally guilty before the Lord. In today's lesson, you will see that God chose David to be king over Israel. David was no better than anyone else. God plucked him out, cleaned him up, and chose him to begin a kingdom that would last forever. Pull one of the dirty marbles out of the container and begin cleaning it with the old rag. Make sure you don't show the ball bearing. Explain that it was God who made David a man after his own heart. As you clean the marble from the container, show it to the students. Put the marble back into the rag and keep cleaning. As you tell them that it was God who made David a man after his own heart, pull out the ball bearing. David said to God, "Who am I that you have brought me this far?" David acknowledged that he was not important. One of the first steps to make in entering God's kingdom is to admit that we have nothing of value in and of ourselves, and we need to come to God in humility. David praised God for choosing him to be king. Put everything away quickly so students won't discover the trick.

- Family Tree (Discussion).** 🦋, 🦋 Begin the discussion by asking who has grandparents. Then continue with: Did you know that they are your parents' moms and dads? Did you know that they had parents as well? Do any of you know your great-grandparents? They are your grandparents' moms and dads. Even the oldest person you can think of had parents. There are people who look back into history and map out their family tree. What is a family tree? It's a chart of the people we have been talking about: your grandparents, your great-grandparents, your great-great-grandparents, and so on. Tell the students that today they will learn about King David and his family tree and the promises God made to him about his family.
- Rock-Solid (Craft/Activity).** 🦋, 🦋 Bring in a selection of smooth rocks (paperweight size) and have the students paint them. As they paint, talk about how solid a rock is and how its form remains firm and unchanged. God's promises (as we discussed last week and will review again this week) never change. God's promises are based upon His character that is rock-solid. Allow the rocks to dry during the morning to be completed during the TOOK time.
- How Long is Forever? (Activity).** 🦋, 🦋 Have you ever wondered how long forever is? When we read the Bible we see the words "eternal and everlasting" quite a few times (Deuteronomy 33:27, Matthew 25:46; see also a concordance for other options). What exactly does it mean? Sometimes it is hard to imagine waiting for a week or a year, or even a lifetime. But just how long is eternity, forever, and everlasting? This activity can be customized for each class dependent upon how active the students are. You may choose push-ups, running laps around the church, standing on one foot, jumping rope, standing on their heads, etc. Challenge the students to see how long they can do the task that has been chosen. First, ask them if they think they can do more than anyone else in the class can do. (This will get the aggressive ones going.) After they start doing the activity that you have chosen, ask them if they can do it forever!
- "Forever" Is a Very, Very Long Time! (Object Lesson/Activity).** 🦋, 🦋 The concept of "forever" is a difficult one for the younger students to understand. Bring in photographs from home which show you as a child, youth, and adult. Also bring in photos of your parents, grandparents, great grandparents, etc. Bring in a calendar to show how time moves day-to-day, month-to-month, and year-to-year. If you have a Bible or history timeline, bring it in to show how things have happened in the past and progressed to the present. Talk about how time will continue from today forward into the future. Time continues on, as the students grow and have families, and their families have families. For those who accept Christ as their personal Savior and begin serving the King now, they become a part of God's kingdom and will live forever with Him after they die. God's kingdom is eternal. That's "forever and ever and ever." An illustration idea for this would be to bring in a ball of string or a roll of adding machine tape sealed inside a shoe box, with only the first portion of the yarn or paper coming out of the slit in the top of the box. As you talk about events that have happened in the past and those that will take place in the future, you can pull a portion of the yarn or paper roll out of the slit in the box. Show the students that the yarn or paper just keeps on going and going and going—never ending. Be sure to stop your presentation short of running out of yarn so that the students are left with the understanding that it goes on forever.
- Kids of the Kingdom (Mural/Activity).** 🦋, 🦋 Make a huge mural on the wall using butcher paper. Before class, draw an outline of a very large castle. Include in your mural: trees, background, courtyard buildings and elements, such as a well, small buildings, benches and surrounding walls. Across the top of the mural in a large rainbow, write "Kids of the Kingdom." As the students arrive, give them markers, paints with brushes and/or sponges, crayons, cotton balls or batting for clouds, blue yarn to outline water, etc. Bring items from home such as packing peanuts, sandpaper (makes great bricks when cut into rectangles), balsa wood for doors, twigs for tree trunks, and anything else you might add for interest. The more three-dimensional you can make this mural, the more interesting it will be. Precut selected pictures of people from magazines so the students can add them to the mural. Use **2SM02.GF1 Pgs. 1-3** to make pennants for attachment to portions of the castle. Have the students color the pennants, tape them to straws, and paste them on different locations on the castle. Tell the students that this morning they will focus on the kingdom of God and its King, Jesus Christ. As you work together on the mural, talk about how the subjects of the kingdom serve the king. Explain that, as the morning progresses, we will have time to talk about how to get into the kingdom, what life is like there, and how long we will be there serving the King.



Book:

Presentation Ideas –



Eternity Ring (Object Lesson). 🦋, 🦋 Create a Mobius strip to demonstrate the concept of eternity. A Mobius strip is made by cutting a long strip of paper, such as you would get by cutting a three-inch wide strip from a newspaper or large piece of construction paper and joining the ends of the strip after twisting the paper one-half revolution. A roll of adding machine tape works well for a Mobius strip. If you use a long narrow band, it will be harder to tell that the band has been twisted. Something at least 6" x 6' would work well. When you try to cut such a band through the center into two pieces (lengthwise), you get a longer band that is twisted in two spots. If you cut this you get two large bands, each of which is twisted—the more you cut the worse it gets.

When you make a Mobius strip from a long piece of paper with a twist in it, you are creating an object that no longer has a top and bottom surface. The twist in the band actually connects what was the top surface to the bottom surface, making one big surface. In fact, if you make a Mobius strip and try to draw a line through its center you will see this in action. Once you are done drawing the line all the way around, grab the strip at any point. Look for the line on the "outside" of the strip; next look for it on the "inside" of the strip. The fact that you see the line on both the "inside" and the "outside" shows that they are a part of the same surface and not really the "inside" and "outside." If you draw a line on the edge of the Mobius strip, you find that it has only one edge.

Use a single Mobius strip while you are telling the Bible Adventure to capture the student's attention. Explain that forever is a long time, and to demonstrate, you will cut the loop of paper in half. Ask the students how long they think it will take to cut the loop into two separate loops. Tell them that you will tell the Bible Adventure while cutting the loop in half in order to finish during class time. Cut slowly and deliberately while telling the Bible Adventure. When you get one large band, explain that you wanted two separated loops and that it will probably take forever. Begin again cutting in half the now larger loop and continue telling the Bible Adventure. When you finish cutting and get two loops connected together, explain that you wanted two separate loops, not two loops connected together. Explain that, even if you continue to cut the two loops in half, you will never get two separate loops, and you could cut forever and never be able to do it. Impress upon the students that, just as it would take an eternity to cut the paper to get separated loops, so God's promises to David will only be fulfilled when God sets up His eternal kingdom where time never ceases.



The Ark Is Taken from Kiriath Jearim (Illustration/Coloring Page). 🦋, 🦋 2 Samuel 6:1-5, 2SM02.GF2.



Uzzah Reaches to Steady the Ark (Illustration/Coloring Page). 🦋, 🦋 2 Samuel 6:6, 2SM02.GF3.



Uzzah Dies Next to the Ark (Illustration/Coloring Page). 🦋, 🦋 2 Samuel 6:7, 2SM02.GF4.



David Leads the Ark Into Jerusalem (Illustration/Coloring Page). 🦋, 🦋 2 Samuel 6:12-15, 2SM02.GF5.



Nathan Speaks the Words of the Lord to David Regarding the Davidic Covenant (Illustration/Coloring Page). 🦋, 🦋 2 Samuel 7:5-17, 2SM02.GF6.



David Worships the Lord for His Promise (Illustration/Coloring Page). 🦋, 🦋 2 Samuel 7:18-29, 2SM02.GF7.

Bible Adventure for K – 2nd Grades –

David was finally king over all of Israel. After all those painful years of running from Saul, he was settling in to rule the nation. But David couldn't even begin to relax because guess who was getting ready to attack? That's right, the Philistines—Israel's worst enemy! What should David do? Unlike Saul, who relied on his own strength, David immediately went to God to ask for direction. God answered his prayers and told him to go out and meet the Philistines as they were marching toward them. When the Israelites

came to their enemy, they attacked and defeated them. However, the Philistines weren't ready to give up just yet, so they tried to do battle once again. They need not have tried because they lost. God gave David and his men complete victory.

These two victories helped establish Israel as a very strong nation. People would think twice before attacking them! Now Israel needed a capital city, and David picked Jerusalem. In order to make Jerusalem the capital, David asked that the Ark of the Covenant be brought there. The ark was a beautiful and fancy box that symbolized the presence of God. God had given very specific and detailed instructions on how the ark was to be carried. Unfortunately, David overlooked some of these instructions. Instead of using the men that God had appointed to carry the ark, it was placed on a cart. As the cart was moving along, the ark began to tip and someone reached out to steady it. God had strictly forbidden that anyone should touch the ark, so the man was struck dead by the Lord Himself. When David heard of this, he was angry and left the ark right where it was.

After three months, David decided once again to try to bring the ark to Jerusalem. This time David obeyed all the instructions God had given regarding carrying the ark. The men who carried it took six steps and stopped, just to make sure that God was pleased with them. When the ark was finally brought to Jerusalem, David danced for joy. The ark, the symbol of God's presence, was now in Israel's capital city!

When David saw that the ark was placed in a tent, he was upset. Why should the ark of God be in a mere tent when David was living in a beautiful palace? David wanted to build a glorious temple for the ark to be in. God heard his request but said no. David had fought in many wars and killed many enemies; therefore, it was not appropriate for him to build a temple for the Lord. That job would be given to David's son, Solomon.

Nevertheless, God had a plan to use David in an even greater way. Through David's family would come a king that would rule forever and ever. Who would this King be? Jesus Christ, the Son of God! When Jesus died and rose again, He defeated Satan and provided a way for us to live a life pleasing to Him. He took upon Himself the punishment for our sins so that we could be a part of God's family. Someday Jesus will return to rule as King and His kingdom will never end!

When David heard what God was going to do through his family, he was overwhelmed! David rejoiced and worshiped the Lord for the promise He had given him. David could clearly see that God was in control of all things and would carry out His perfect plan.

God's promise to David is called the "Davidic Covenant." It shows that God's plan is to establish a kingdom that will go on forever. The ruler of this kingdom will be Jesus Christ. Jesus came to earth once to die for our sins so that we could be a part of His kingdom. The next time He comes, it will be to reign as the everlasting King. Are you a part of God's kingdom? Do you trust Jesus to take away the punishment for your sin? To not be in God's kingdom is to be in Satan's kingdom. Don't be on the wrong side! Join God's great and mighty kingdom and come to Jesus for the forgiveness of all your sins.

Bible Adventure for 3^d – 6th Grades –

Some of you have been victims of a broken promise made to you. Do you remember how that felt? You may have tried to be grown up about it but the pain and disappointment were still there. We break promises to others because we are sometimes selfish, sometimes dishonest, and sometimes we just don't have control over circumstances and are unable to do what we promised. But there is One who has never, ever, broken even one promise He has made. God's promises are made on the rock-solid base of God's own character. They come true because He is true. Circumstances are never out of His control; therefore, if God says it, you can know that He will bring it about.

Today we're going to talk about a promise that God made to King David. Before we do, though, let's look at the first few months of David's kingship. Now that he was king over both Judah and Israel, David had taken his army to Jerusalem and conquered it, making it the capital of Israel. But when the Philistines heard that David was king over all Israel, they decided to attack quickly, before David had time to grow more powerful. When David heard about the coming attack, he showed his heart for God by going to the Lord and asking what he should do. What a difference from Saul, the former king who insisted on running the kingdom his own way. The Lord told David to go out and fight the Philistines, and God would help the Israelites win the battle. Sure enough, when David led his army out to meet the enemy, the Israelites

easily defeated the Philistines. Not long after this, the Philistines attacked once more, and again David and his army won the battle.

With these two victories behind them, Israel was stronger than ever as a nation, with David firmly in place as king. They had Jerusalem as their capital, but David did not want it to be just the political center of the nation. He wanted it to be the spiritual center too. For this to happen, the ark of God would need to be brought to Jerusalem.

The ark was being kept in the home of Abinadab in the town of Kiriath Jearim, where it was taken after the Philistines returned it (1 Samuel 7:1, 2). David talked to many in Israel to get advice about how to bring the ark back, but he overlooked what God's Word already said. According to God's law, the ark was to be carried by the sons of Kohath, using the poles that had been made to carry it. David decided, instead, to put the ark on a cart for its journey to Jerusalem. Everything went well until it reached the threshing floor of Nacon. The cart began to tip, and Uzzah, one of Abinadab's sons, reached out one of his hands to put it on the ark to keep it from falling. Because God had commanded that no man should ever touch the ark, he struck Uzzah and he died right there by the ark. Like many others who have read this passage about Uzzah's death, you might be wondering why God reacted so harshly. Remember that God warned His people never to touch the ark helps, but think about this also: Uzzah mistakenly believed that the ark would be defiled or dirtied more by falling to the ground than if he touched it. A well-known Bible teacher explained it this way--the touch of Uzzah's hands was much more defiling to God than the ground because dirt does what God created it to do, but man does not. Ever since Adam and Eve, man has been in rebellion against God, and man's sin is repulsive to God. David was angry about what had happened to Uzzah, and he was also very frightened of God and did not want to try to move the ark any further. He had it taken aside to the home of Obed-Edom, the Gittite, and left it there for three months. While it was there, God blessed the family of Obed-Edom. When David heard of this, he decided to bring the ark the rest of the way to Jerusalem. This time David ordered the ark to be carried the way God's Word said that it should be carried. The men who carried it took six steps, then stopped to make sure God was pleased with them. The ark was taken on to Jerusalem, amid sacrifices to the Lord, trumpets playing, shouting, and dancing. King David himself was so filled with joy that he danced before the Lord as an act of worship.

The ark of the Lord was placed in the tent tabernacle that David had built as a place for worship until a permanent tabernacle could be built. As David looked at the tent he was bothered. He lived in a beautiful palace made of cedar, but the ark of the Lord was in a tent. David wanted the ark to be placed in a temple worthy of its importance. He went to Nathan the prophet and told him that he wanted to build a temple for the ark. That night God spoke to Nathan and gave him a message for David. God said that David would not be the one to build the temple, but that the honor would be reserved for David's son Solomon. The reason David was not permitted to build the temple was that he was a man who had fought many battles and killed many enemies. It was not right for the hands of a man that had shed blood to be the hands that built God's house.

God knew how much David longed to do the building, so he encouraged him with a marvelous promise. Instead of David's building God a house, God would make David a house! God promised David that one of his descendants would rule as king forever. This promise has come to be known as the Davidic Covenant. The covenant had three different parts: a reign, an everlasting throne, and an enduring kingdom. How could David's line produce a king to sit on an everlasting throne with an everlasting kingdom? The answer to this question was brought to light when Jesus, God's own Son, came to earth. Jesus was a descendant of King David and when He died and rose again, He won the battle over sin and death once and for all for everyone who puts faith in Him. In His death and resurrection, King Jesus bought and paid for every person in His kingdom. We know from reading the New Testament that the final fulfillment of this promise will come in the future when Christ begins His 1,000-year reign and then rules on into eternity.

When David heard God's promise, he was overwhelmed and went into the tent tabernacle to talk to the Lord. He worshiped God for the marvelous promise He had given him. David knew that God is all-powerful and all-knowing, and he rejoiced that he could count on God to keep His promise. Imagine! The everlasting king, the Messiah, would be a part of David's family tree!

The Davidic Covenant is pretty amazing--the promise given to David some one thousand years before Christ was born on this earth showed God's ultimate plan to establish an eternal kingdom, and David got

to be a part of that. The people of Israel had made a mistake in demanding a human king when God was their King. But God turned it to good when He took their next king and established the earthly line from which their Messiah, Jesus Christ, would come. On His first mission to earth, Jesus came to die so that those who place their faith in Him and are freed from sin could become part of His eternal kingdom. On His second mission, Jesus will return to begin His reign as eternal king!

Since you know that God's kingdom is the only one that's going to last and since you know that only those who have come to Christ for forgiveness of their sins will be allowed in His kingdom, then you know that you have a decision to make if you've not already done so. Ask yourself, "Which kingdom do I belong to?" Either you're a member of God's kingdom, or you're a member of Satan's kingdom. Just as God showed grace to David by giving him this great promise, He shows grace to you by allowing you to hear the Gospel. God always speaks the truth, and His promises are always fulfilled--for our good if we listen and obey, and for our harm if we choose to ignore His voice. Don't be hanging around the wrong kingdom!! Join God's great and awesome kingdom and come to the King for the forgiveness of all your sins!!

Aim Questions:

1. **Who decided to attack David as soon as he became Israel's king? What happened when they attempted this?** *The Philistines. David and the Israelite army routed them.*
2. **To what city did David want to bring the ark of God?** *Jerusalem.*
3. **What happened when the ark was brought from Kiriath Jearim?** *The cart it was placed upon began to tip, and Uzzah was killed for touching it.*
4. **What did David want to build for God?** *A temple for the ark.*
5. **What was God's answer to David and why?** *No, because he was a man of war and bloodshed.*
6. **What did God promise to David instead?** *The Davidic Covenant.*
7. **What are the three essentials of this promise?** *An everlasting monarchy, an everlasting throne, and an everlasting kingdom.*
8. **Whose side are you on today?**



Look:



How Long Is Eternity? (Object Lesson/Discussion). 🦋, 🦋 Items needed: Roll of cash register tape, large box. Prior to class you will need to write on the first few feet of the register tape major events in the Bible. First you would have creation, then Noah, Abraham, Moses, Ten Commandments, etc. Pull the tape out of the box slowly as you read the events written. You can tailor the events based on age and knowledge of the students. For older students, you should include more reference verses and events. Bring the events up to David's becoming king and the Davidic Covenant (2 Samuel 7:29b, our Bible verse this week). Discuss how God chose the eternal King to be a descendant of David. Continue with events including Christ's birth, death, and resurrection. Discuss the timeline up to the present. Include Columbus, the Civil War, World War II, etc. Refer to the grandparents of the children, then their parents, and so on. Write each student's name on the tape. All of this should fit on the first 5-10 feet of the tape. Continue pulling the tape out of the box and challenge the students to imagine how long forever is.



Get the Ark to Jerusalem (Relay Race/Game/Activity). 🦋 The object of this game is to return the ark to Jerusalem. Items needed: large boxes (one for each team), rope rings, poles (two brooms will work for each team). Before class, prepare a box for each team to look like the ark of God. Talk about how King David wanted to take the ark to Jerusalem. Discuss what was in the ark and the rules surrounding its handling. Make as many arks as there are teams. Have the students begin with at least four per team (two groups of two), two of whom must carry the ark without touching it. (You may wish to have four to six students carry the ark if you have a large class.) Determine where Jerusalem is (it is recommended that it be on the other side of the building, outside if weather permits). You may have them do a complete lap around the outside of the building. Each relay team must take only six large steps before switching to other members of their team. If they touch the ark at any time they must go back to the beginning and start over. The first team to get the ark to Jerusalem wins.

I Want To Be a Kingdom Kid (Worksheet/Discussion/Craft). 🎨, 🦋 Use **2SM02.GF8** to look up the Scripture passages listed under the questions. This is the perfect opportunity to have the students really try to understand the difference between being in God's kingdom and not. As you go through these passages, have the students make simple crowns which say, "I Want To Be a Kingdom Kid" across the front. These can be colored or decorated if time allows. Be sure not to miss this opportunity to talk seriously with your students. It would be very beneficial for you to complete this worksheet before class so that you can spend more time talking about the Scriptures and what they mean, rather than so much time looking them up.

Kids of the King Relay (Game) 🎨 Each team will need:
a crown, decree, scroll, and scepter cut out from **2SM02.GF9 Pgs. 1-4**
a sheet or bathrobe

If desired, the items listed above may be bought or made before class. Separate the students into teams of at least five per team. The first student on each team is to run to the pile of items, put on the robe, and run back to his team. He becomes the king. The next person in line is to pick up one of the items, run back, and give it to the king. The relay continues until the king has all of the items.

Aim Questions (Worksheet). 🎨 Have students answer the aim questions about today's Bible Adventure, **2SM02.GF10**.

Passage Review Questions (Worksheet). 🎨, 🦋 This booklet contains many questions from the Scripture passage covered in today's lesson. Students may work on them in class and complete them during the week at home, **2SM02.GF11**.

2 Samuel 7:29b (Memory Verse Song). 🎨 Words and music for today's memory verse are available upon request from Children's Ministry.






Took:




Pray Before Proceeding (Craft). 🎨 Discuss with the students how David's successes came from the Lord. He inquired, waited upon, trusted, and obeyed all that God told him to do. Explain that we need to remember to ask God before we proceed with decisions in our lives too! Have the students color a reminder tag from **2SM02.GF12**. Encourage them to hang this where they typically pray (bedside, desk, kitchen table) or inside their Bible. Hopefully this will help them to remember to ask God for direction in all that they do this week.

Who's My King? (Tract). These tracts are available upon request from Children's Ministry. Use them as a tool in presenting the Gospel. Make sure to send them home with the students.

Who Is Magnified? (Discussion). 🎨, 🦋 Point out to the students that in 2 Samuel 7:26, David says that the reason for God's making an everlasting kingdom is to magnify His own name. Those whom God has called into His kingdom are not called merely for their benefit but for God's glory. Ask the students the following questions: If you are in God's kingdom, is your life magnifying God or yourself? What is your greatest concern? Is it to get the blessings of the kingdom or to be a blessing to the King? See if you truly are a child of the King. What is your greatest desire? Is it to look like a Christian or magnify God?

God's Rock-Solid Character (Craft Completion). 🎨, 🦋 God always keeps His promises because His character is rock-solid. Use the verses from last week that talk about the promises God has made to us. If the painted rocks are dry from the HOOK time activity, take a black permanent marker and write "God's Character is Rock-Solid" on the top of the rock. If time allows, you can take these rocks outside and spray them with a clear acrylic coating, so that the painted surface will remain protected. Place each on a small paper plate to send home to dry.

 **Eternal Word (Craft).**   Provide each student with a long strip of paper with the memory verse printed on it. Show the students how to turn the paper over once before taping the ends together to make the “Möbius circle” or “eternal ring.” Give each student a highlighter or a crayon to “eternally” highlight the verse. Instruct the students to keep the highlighter pressed against the verse without ever lifting its tip. As students are highlighting, practice the memory verse as a class. Conclude the activity with a discussion that summarizes the concept of eternity. Suggest that students take their “eternal Word” home and hang it on their bedroom doorknob so that they will be reminded of the kingdom to come and to memorize the verse throughout the week.

 **Making a Choice for the Kingdom (Craft).**   Construct a Wordless Book and go through the Gospel presentation. Copies of instructions written by Child Evangelism Fellowship are available at the resource table and can be used in presenting this craft to the class. At the conclusion of your presentation, ask the students who their king is and to which kingdom they want to belong. You may also want to use this time to complete the crowns from the LOOK portion of the morning’s activities.

Option: Have the students make a Wordless Bracelet. Each student will need:

1 leather strand, 18 inches long (enough to go 1½ times around wrist)

7 macrame beads (2 purple, 1 gold, 1 black, 1 red, 1 white and 1 green)

Instruct students to tie a knot in one end of the strand and thread both purple beads onto the other end. These will be used as fasteners. Next, have them string the beads in the following order and meaning:

Gold = Heaven/Streets of Gold (Revelation 21:21)



Black = Sin (Romans 3:23)

Red = Christ's blood/Forgiveness (Hebrews 9:22)

White = White as snow (Psalm 51:7)

Green = Growth in Christ (II Peter 3:18)

Complete the bracelet by threading the unknotted end through the purple bead closest to the knot and then through the next purple bead. Knot at the end and adjust to fit.

 **To Which Kingdom Do You Belong? (Worksheet).**  Have students read the verses on **2SM02.GF13** that speak of those who belong to God’s Kingdom and those who belong to Satan’s. Have them write down the words that best describe a person who belongs to each kingdom.

**SERVING
KING**

LOYALTY

**TOTAL
OBEDIENCE**

**WORSHIP
KING**

**DEDICATED
TO KING**

**FOLLOWING
KING**


Use the blank pennants to make ones with your own message.

**THE ONLY
AND KING**

The Ark Is Taken from Kiriath Jearim



Uzzah Reaches to Steady the Ark




Uzzah Dies Next to the Ark



David Leads the Ark Into Jerusalem



Nathan Speaks the Words of the Lord to David Regarding the Davidic Covenant



David Worships the Lord for His Promise



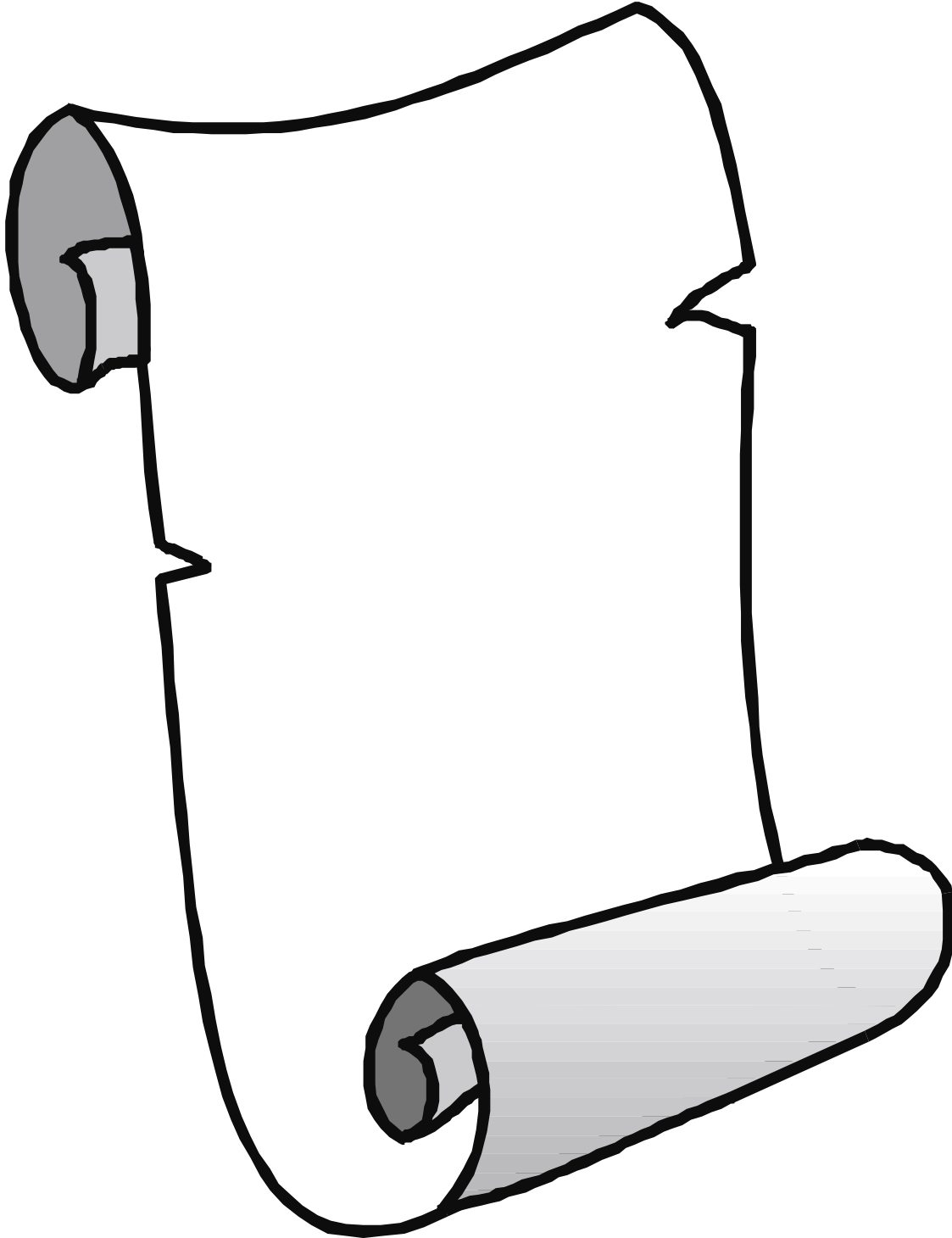
I Want To Be a Kingdom Kid



**Kids
of
THE
KING
RELAY
GAME**




**Kids
of
THE
KING
RELAY
GAME**



**Kids
of
THE
KING
RELAY
GAME**



**Kids
of
THE
KING
RELAY
GAME**



Aim Questions

Answer the following questions about today's Bible Adventure.

1. Who decided to attack David as soon as he became Israel's king?
What happened when they attempted this?
2. To what city did David want to bring the ark of God?
3. What happened when the ark was brought from Kiriath Jearim?
4. What did David want to build for God?
5. What was God's answer to David and why?
6. What did God promise to David instead?
7. What are the three essentials of this promise?

David was given God's grace when God gave him this promise.

God gives grace to us today too.

He offers us forgiveness of our sins and eternal life in

His great and mighty kingdom.

Have you accepted God's gracious offer?

Is King Jesus Lord and Savior of your life?

2
Samuel
5:17-10:19

"For you, O Sovereign LORD, have spoken, and with Your blessing the house of Your servant will be blessed forever."

2 Samuel 7:29b

Passage Review Questions

2 Samuel 5:17 - 10:19

What did the Philistines do when they learned that David had been anointed king over Israel? When David heard of this, where did he go? 5:17

What did David ask of the Lord about the Philistines? 5:19

What did David do that was different from Saul? 5:19-25

After these two battles and victories, what did David do about the ark of the God? 6:1-4

What instruments were used to help celebrate this joyous event? 6:5

What happened when David and his men reached Nacon's threshing floor? 6:6-8

With this happening, what did David decide to do because he was afraid of the Lord? 6:10-11

Tell the events of what happened when David finally brought the ark to the City of David. 6:12-15, 17-19

Michal, daughter of Saul, was watching from a window. When she saw David leaping and dancing before the Lord, how did she react? 6:16

David wanted to build a house for the ark of the covenant. Nathan the prophet told David to go ahead and do it since the Lord was with David. What happened that night to Nathan? 7:4-16

What did Nathan do? 7:17

After David heard this from Nathan, what did David do? 7:18-29

Why was David not going to be allowed to build the temple? 1 Chronicles 22:8

*Pray Before
You
Proceed*



*"Devote yourselves to prayer,
being watchful and thankful."
Colossians 4:2*

*Pray Before
You
Proceed*



*"Devote yourselves to prayer,
being watchful and thankful."
Colossians 4:2*

*Pray Before
You
Proceed*



*"Devote yourselves to prayer,
being watchful and thankful."
Colossians 4:2*

*Pray Before
You
Proceed*




*"Devote yourselves to prayer,
being watchful and thankful."
Colossians 4:2*

To Which Kingdom Do You Belong?

Read the following verses that speak of those who belong to God's Kingdom and those who belong to Satan's. Write down the words that best describe a person who belongs to each kingdom.


| Scripture Verse | God's Kingdom | Satan's Kingdom |
|---|---------------|-----------------|
| <p>Matthew 5:3 ~ "Blessed are the poor in spirit, for theirs is the kingdom of heaven."</p> | | |
| <p>Matthew 7:21 ~ "Not everyone who says to Me, 'Lord, Lord,' will enter the kingdom of heaven, but only he who does the will of My Father who is in heaven."</p> | | |
| <p>John 3:3 ~ "I tell you the truth, no one can see the kingdom of God unless he is born again."</p> | | |
| <p>Galatians 5:19-21 ~ "The acts of the sinful nature are obvious: sexual immorality, impurity and debauchery; idolatry and witchcraft; hatred, discord, jealousy, fits of rage, selfish ambition, dissensions, factions and envy; drunkenness, orgies, and the like. I warn you, as I did before, that those who live like this will not inherit the kingdom of God."</p> | | |
| <p>Colossians 1:13-14 ~ "For He has rescued us from the dominion of darkness and brought us into the kingdom of the Son He loves, in Whom we have redemption, the forgiveness of sins."</p> | | |

PLAY



Kids of the Kingdom Relay

You will need to make or find in your home the following: a crown, a decree, scroll, scepter, and a sheet or bathrobe. Place the items in a pile at one end of a hallway or room.



Pick a child to be the head of the line. The first child in the line is to run to the pile of items, put on the robe, and run back to his team. He becomes the king. The next person in line is to pick up one of the items, run back, and give it to the king. The relay continues until the king has all of the items.

Allow each child an opportunity to be the "king" and the



FAITH BIBLE CHURCH

FAMILY FUN SHEET

12/10/2000

This is what we learned today:


Passage ~ 2 Samuel 5:17-10:19

Memory Verse ~ 2 Samuel 7:29b

"For you, O Sovereign LORD, have spoken, and with Your blessing the house of Your servant will be blessed forever."

Application Points ~

- ◆ The covenant with David shows God's plan to establish His eternal kingdom.
- ◆ The eternal King from the line of David is Jesus Christ.
- ◆ Do you belong to God's kingdom?



Dinner Time Questions: Follow-up

Parents,
Last week we were encouraged to ask questions that lead to spiritual conversations. This, of course, can be done in the car or any place else. Ask your questions in such a way so as to reveal your children's heart desires and attitudes. Bring in specific Scripture to help them understand God's view of their attitudes. It is likely that you may not have a verse on the tip of your tongue. That's O.K.. Take time, very soon, on your own to search for appropriate Scripture. At the next available opportunity, share what the Scripture says about the question that was asked.

Upcoming Events

This year we have decided not to have Christmas Camp. Be in prayer about how you can invite children into your own home for an opportunity to share the Gospel.



Trust in God's Promises (tune: "Hokey Pokey")

You pray to God inside.
You pray to God outside.
You pray to God inside,
And you trust with all your heart.
You trust God's promises, and you turn yourself around.
That's what it all about.

You praise to God inside.
You praise to God outside.
You praise to God inside,
And you trust with all your heart.
You trust God's promises, and you turn yourself around.
That's what it all about.

PASSAGE

Daily Bible Reading:

Day 1: Chapter 5:17-6:23

Day 2: Chapter 7

Day 3: Chapter 8

Day 4: Chapter 9

Day 5: Chapter 10

Family Bible Night: 2 Samuel 7

As David looked at the ark in the tent that he had made for it, he was bothered. He lived in a beautiful palace made of cedar, but the ark was in a tent. David desired that the ark be placed in a temple worthy of its importance. He consulted with Nathan the prophet and explained his reasoning for why he wanted to build a temple for the ark. When God responded to David's request, He told him that this would be the task for Solomon his son after him.

Instead, the Lord would build David a house (7:11)! God, through Nathan the prophet, promised David that He would set a man of David's line on the throne forever and establish his lineage. This is what is known as the Davidic Covenant. This covenant was God's affirmation to complete what He had promised to Abraham in Genesis 12. The covenant consisted of three essential elements: 1) a monarchy; 2) an everlasting throne; and 3) an enduring kingdom.

God was making a promise with David that a king from his line would rule forever. How could David's line produce a king to sit on an everlasting throne with an everlasting kingdom? The answer to this question partially occurred when Jesus, the Son of God, came to earth. When Jesus died and rose again, He conquered sin and death once and for all for every believer! As the King, He died and rose again to purchase all the subjects of His kingdom. The ultimate fulfillment of this promise will take place in the future during the 1,000-year reign of Christ, when He will rule His kingdom on into eternity.

When David heard these words, his heart was overwhelmed! David rejoiced and worshiped the Lord for this promise of future blessing. David recognized the perfect sovereignty of God who controls the affairs of men. Here was David, initially trying to build God a house for the ark, and God said, "David, I'm going to build you a house!" The Messiah, Jesus Christ, came from David's line and will one day return to reign over an eternal kingdom forever and ever with all His people!

PERSONAL APPLICATION

God's Kingdom and Rule over All

The Davidic Covenant demonstrates God's ultimate plan to establish His eternal kingdom. The people of Israel made the mistake earlier of wanting a human king when God was their King. God used the sinful mistakes of His people to establish His earthly line, which led to the birth of the Messiah who is God's Son, Jesus Christ. On His first mission to earth, Jesus came to die in order that He might bring His subjects into His kingdom. Only those who are free from sin can enter God's kingdom. On His second mission, Jesus will come to rule for 1,000 years and on into eternity.

To which kingdom do you belong? Are you on the side of Jesus the King? Or are you on Satan's side? Only those who have been washed by the blood of the Lamb of God are allowed into His kingdom. God is a merciful, kind, and just King. He is perfect in every way, He always speaks the truth, and always does what is good and right for His people. Just as the Lord extended grace to David by establishing this great promise with him, God has extended grace to you by allowing you to hear the Gospel. Don't be on the wrong side! Join God's great and mighty kingdom and come to the King for the forgiveness of all your sins!

PRAYER

Pray for the Progress of the Gospel



In Matthew 16:18-19, Jesus promised that the spread of the church could not be stopped. This means that the Gospel must go forward and Jesus' Kingdom will continue to grow. One of the ways God causes this growth is through the prayers of his people. In Ephesians 6:19, Paul asks for prayer in sharing the Gospel. God wants to answer our prayers for more people to hear the Gospel. Pray for the following missionaries to have boldness and opportunity to share the Gospel.

Jim and Millie Moore: France

Phil and Denise Campbell: Indonesia

Evelyn Hattan: Zambia

Peter and Sonja Smith: Czech Republic

Dave and Lois Belch: Venezuela