

January 7, 2001

2 Samuel 21-24

Early Childhood

2SM05EC

God Punished Israel, but Kept His Promise to David.

**Memory Verse:**

Two- and three-year-old verse: 2 Samuel 7:16: Your kingdom will endure forever before me.

Four- and five-year-old verse: 2 Samuel 22:28: You save the humble, but bring low the haughty.

**Aim Questions for 2's & 3's:**

1. Who always gave King David's mighty men victory when the Israelites honored God? *(God.)*
2. Who punished the Israelites with a plague of sickness when they disobeyed God? *(God.)*
3. Who wanted to pay for the land where the altar was built? *(King David.)*

**Aim Questions for 4's, 5's & K:**

1. Why did King David's mighty men win the battles against the Philistines? *(God helped the Israelites win the battles when they were obeying God's Word.)*
2. What kind of punishment did God send the Israelites when they were disobeying God? *(God sent a plague that made the Israelites sick.)*
3. What songs did David sing when he worshiped God? *(Sing the memory verse songs or other praise songs.)*

**Key for symbols:**


- This box symbol represents ideas that can be used for two-year-olds through kindergarten. Please remember to slow down the pace for two-year-olds and keep the pace moving for five-year-olds.
- ② This symbol represents ideas that are best used for two- and three-year-olds.
- ④ This symbol represents ideas that are best used for four-year-olds through kindergarten.


**Hook:**


- Hospital Center:** Provide several larger stuffed animals, a toy doctor's kit, and small blankets or towels for beds. Arrange the animals on the beds and provide some medical supplies with which to tend the animals. In today's Bible Adventure, the Israelites disobey God again, and God sent a plague of sickness. It only lasted three days but many of the Israelites died.
- 2SM05ECGF3 Picture Center:** Allow the children to color their pictures and then glue some wheat kernels to the threshing floor. A threshing floor had grain on it because the people would beat the stems of the wheat to separate the grain or seeds from the straw. They would throw the straw aside and sweep up the grain that had come out of the heads. The grain is what they used to make bread. In today's Bible Adventure, King David buys a threshing floor on which to build an altar to God.
- Army Soldiers Center:** Bring as many army soldiers as possible for the children to set up two army lines. These would represent the Philistines and Israelites. Talk about the mighty fighting men of King David's army and how God helped them do things that ordinary men could not do because God


was on their side. Small lions, tigers, and other animals could be used for the soldiers to tackle. Blocks can be made available to represent different landscapes. Encourage the counting of the men in the armies, and discourage battles and rough play between the two lines. In today's Bible Adventure, we'll learn that King David's men could do brave acts in battle.

---

 **Composing Songs Center:** Bring in a guitar or other small instrument for the children to listen to. Read some of Chapter 22 from 2 Samuel to the children and then ask them to put words to the notes that are being played on the instrument. Repeat one line over and over so each child will learn what he has written to sing along with the instrument. His "song" could also be written down for him to take home.


 **Dress Up Center:** Today, let the children dress up to look old because in the Bible Adventure, we will find out that David has become an old man. Bring any clothes and hats you might have, including a man's vest or suit jacket, if possible.

 **"Guarding David" Game:** In the fashion of "Ring Around the Rosie," select a "David" to stand in the middle and then say the following:  
We are guarding David; we are guarding David.  
Keep him safe. Keep him safe.  
We all trust God. (*Fold your hands as though praying to God.*)  
Select another David to stand in the middle and repeat the game. In our Bible Adventure today, you will find out that David is guarded by thirty strong bodyguards.

 **Praising God Picture Center:** Using old magazines, white paper, and glue, assist children in finding pictures of things they are thankful for, like families, food, mountains, lakes, friends, animals, etc. David wrote many songs expressing his thanks to God. David was thankful that God kept His promise to him. Do you think we could sing a song about things we are thankful for? Sing this song together to the tune of "Happy Birthday To You" as the children are gluing!  
We are thankful for (\_\_\_); we are thankful for (\_\_\_).  
We are thankful to God. He has blessed us so much.

David always thanked God. David always thanked God.  
David always thanked Go-od, for God kept him safe.

Your house will endure. Your house will endure.  
Your house will endu-ure, for-e-evermore.

 **What is David Doing Now?** Prior to the Bible Adventure, lead the children in the following activity and instruct them to follow your actions.  
David is marching into Jerusalem. (*March in place.*)  
David is sad because his son is dead. (*Hang head and look sad.*)  
David is glad when he remembers God's promise. (*March in place and look very happy.*)  
Say together "Your house and your kingdom will endure forever before Me." (*Chant and swing arms, marching in place.*)  
David, once a young man, fought bears and lions. (*Box the air vigorously.*)  
Now David is getting older. (*Box the air slowly.*)  
Let's sit down and find out where David is now.


④ **Puzzle Center:** Bring several puzzles in varying degree of difficulty. Have the puzzles dumped in individual piles before the children can see the completed pictures. Talk about God knowing what the final picture looks like, but our job is to steadily work at putting the puzzle pieces in place. In today's Bible Adventure, when David and the Israelites obeyed God, David had victory over his enemies. They worked at obeying God without knowing God's exact plan or finished result.


---



## Book:

### Presentation Ideas -

 Color and mount the **2SM05ECGF1, 2SM05ECGF2, 2SM05ECGF3, 2SM05ECGF4,** and **2SM05ECGF5** pictures on construction paper. Show them as you tell the Bible Adventure. Save them for future lesson review.

 **Object Lesson:** Bring a piece of tapestry or embroidery work for the children to first look at the back side. It is hard to tell what the actual picture looks like with all the loose ends of thread. Turn the picture around and show the beautiful pattern on the right side. God has a beautiful plan for His people, too, but we don't always know what it is. God had promised David a kingdom that would endure forever. David did not know what all that promise meant, but he did try to obey God in each thing he was asked to do.

### ***Bible Adventure for 2's & 3's-***

God was keeping His promise to David. God had told David, "Your house and your kingdom will endure forever before Me." From David's children's children would come Jesus, and Jesus' kingdom will last forever.

*(Show the 2SM05ECGF1 picture.)* King David had thirty, mighty men who were his bodyguards. Their job was to keep King David safe from his enemies. God made these men strong and gave them courage. Benaiah, one of David's mighty men, was able to kill a lion all by himself! Benaiah was not afraid because the LORD was with him. God always gave King David's men the victory when the Israelites were honoring and obeying God.

When the Israelites were disobeying God, He punished them. One time, the LORD sent a plague for three days that made the Israelite people very sick. It was a punishment for the peoples' sins. Many people became so sick that they died.

*(Show the 2SM05ECGF3 picture.)* At the end of three days of plague, David was told to go to a man named Araunah and build an altar to the LORD. David obeyed God. Araunah saw the king and his men coming toward him, and went out to meet them. He bowed down before the king with his face to the ground.

Araunah said to David, "Why has my LORD, the king, come to visit his servant?"

King David said, "I have come to buy your threshing floor so that I can build an altar to the LORD. Then the plague will stop making people sick."

*(Show the 2SM05ECGF4 picture.)* Araunah said, "Take whatever you need. You may have my threshing floor to build an altar. Here is wood for making a fire, and oxen for the burnt offering. You can have them. You don't have to pay me anything."

King David said, "I must pay you for them." David paid Araunah silver money for the land and the oxen that would be sacrificed on the altar. King David built the altar and worshiped God by giving Him offerings. When King David honored God by obeying Him, the LORD heard the Israelites' prayers, and the plague in Israel stopped making people sick.

It would be on this very spot that David's son, Solomon, would build the temple where all the people of Israel would come to worship the LORD.

**Prayer:** Dear God, You kept Your promise to David, and You keep Your promises to me, too. Help me honor and obey You. In Jesus' name I pray, amen.

### ***Bible Adventure for 4's, 5's & K-***

*(Show the review 2SM02ECGF3 picture.)* David and all of his family returned safely to Jerusalem because God was keeping His covenant promise to Him. God's promise was, "Your house and your kingdom will endure forever before Me."

As David got older, it was not as easy for him to fight in the hard battles against the Philistines. One time, when David went with his men to fight the Philistines, he became exhausted and weak, and a strong Philistine almost killed him with a spear. God kept David safe, but David's mighty men said to him, "From now on, we will fight the battles for you. It is important for you to stay alive so that you can rule in Israel."

*(Show the 2SM05ECGF1 picture.)* King David had thirty mighty men who were his bodyguards. Their job was to keep King David safe from his enemies. These thirty men were strong and full of courage. One of them, Benaiah, was in charge of the thirty bodyguards. He was so strong that he went down into a pit on a snowy day and killed a lion all by himself. Wow! David had killed a lion, too, when he was a shepherd. God gave David and Benaiah extra strength.

On another occasion, Benaiah came against an Egyptian enemy who had a spear in his hand. Although Benaiah only had a club in his hand, he snatched the spear out of the Egyptian's hand. Benaiah was a very brave man. He wasn't afraid, because the LORD was with him. God always gave King David's men the victory when the Israelites were honoring and obeying God.

(Show the 2SM05ECGF2 picture.) Whenever the Israelites were disobeying God, He punished them. Once, when the Israelites were disobeying and it was time for God to punish them, God sent the prophet Gad to talk to King David. Gad said, "The LORD says, 'I am going to punish the Israelites. You can choose one of three punishments. Do you choose to have seven years of famine in Israel where there is not enough food for the people to eat, three months of running away from enemies while they chase you, or three days of plague that causes sickness to people in Israel?'"

That was a hard choice. No punishment is easy, and all three punishments would hurt the Israelites. David said, "I will trust God to decide, because God is merciful." So the LORD sent a plague for three days that made Israelites sick as a punishment for the peoples' sin. Many people became so sick that they died.

(Show the 2SM05ECGF3 picture.) At the end of three days of plague, the prophet Gad came to David and said, "Go up to the threshing floor of Araunah and build an altar to the LORD." David obeyed God, and went to the place where Araunah's harvesters separated the wheat from the stems. Araunah saw the king and his men coming toward him, and went out to meet them. He bowed down before King David with his face to the ground.

Araunah said to David, "Why has my LORD, the king, come to visit his servant?"

King David said, "I have come to buy your threshing floor so that I can build an altar to the LORD. Then the plague will stop making people sick."

(Show the 2SM05ECGF4 picture.) Araunah said, "Take whatever you need. You may have my threshing floor to build an altar on. Here is wood for making a fire, and oxen for the burnt offering. You can have them. You don't have to pay me anything."

King David said, "I must pay you for them. I will not offer God something that does not cost me anything." So David paid Araunah silver money for the land and the oxen that would be sacrificed on the altar. King David built the altar and worshiped God by giving Him offerings. When King David honored God by obeying Him, the LORD heard the Israelites' prayers, and the plague in Israel stopped making people sick. It would be on this very spot that David's son, Solomon, would build the temple where the Israelites would worship the LORD.

(Show the 2SM05ECGF5 picture.) David wrote many songs with words that honored God. David sang, "My God is so great, so strong, and so mighty; there's nothing my God cannot do." David sang other songs about God giving him strength and being a shield for all who hid behind Him. David knew that God would keep him safer than any metal shield ever could.

For all of his life, David loved God and wanted to rule the people in God's righteous way. David's last words at the end of his life were, "When a man rules in the fear of God, he is like the light of morning. He is like the brightness after a rain that helps the grass grow." It is a good and happy thing for the people whose king rules in God's way. David said, "God has kept His covenant promise to me. My house and my kingdom will endure forever."

**Prayer:** Dear God, You kept Your promise to David, and You keep Your promises to me, too. I want to praise You with a clean heart. In Jesus' name I pray, amen.



### Look:

- Aim Questions:** Tape the individual questions to large silver coins. After the story, pass out the coins explaining that David paid for the threshing floor and oxen to please God. Ask who has the number "1" coin, and continue through the questions in order. (Retrieve the coins as each child comes up to have his question read.)
- Snack:** Serve bread or dry cereal. The grain from the threshing floor would have been ground into flour to make bread or cereal. Do you think David and his men ate this kind of cereal? While snacking, discuss the results of disobedience at home and how the children feel when they obey.
- Transition Idea:** As David became older, he was not as strong as he was when he was young. One time, David was fighting the Philistines when he became very tired. Show how you would walk down the hall if you were old and weak. Would it be fast? Slow? Would you stand straight or be bent over?
- "God is My Strength" Sticker Sheet: (2SM05ECGF6 and 2SM05ECGF7)** Give children a GF6 picture and talk about God making David's mighty men strong. Ask the children to color the strong

man's shirt with the color they are wearing today. Talk about God being the source of our real strength in our hearts as we learn and obey God's Word. Review today's memory verse as the children glue small GF7 Bible stickers all over the page.

**"Be Strong to Obey" Booklet: (2SM05ECGF8)** Give each child a GF8 page that has been folded in fourths so that the first page is the cover page of the booklet. Let the children "read" their books as you tell the brief story. Remind the children that Benaiah, one of David's mighty men, was strong because God helped him. God wanted the Israelites to be strong in obeying Him, too. When they did not, He punished them so that they would repent and obey again. When we obey, our hearts are filled with thankful songs.

**Benaiah Dot-to-Dot: (2SM05ECGF10)** Materials needed: Crayon and dot-to-dot page. The children will learn about the big Egyptian who had a spear in his hand and David's mighty man, Benaiah, who had only a club. When finished, the dot-to-dot will show the spear and the club next to Benaiah because God gave him strength to take the spear away from the Egyptian.

---

**"Three punishments" Matching Game: (2SM05ECGF9)** Materials needed: GF9 page, glue stick, scissors, yarn. Using the pictures of the famine, fleeing enemies, and plague sickness, have the children match up the picture from the left side of the GF9 page to the corresponding picture on the right side of the page by using a piece of yarn. Review the Bible Adventure where the LORD gave prophet Gad the opportunity to talk to King David about the choice of three punishments. He was going to place on the Israelites. Ask the children which punishment King David chose. Talk about how God wants us to say we're sorry when we disobey.

**"Can't Catch Me" Game:** When the Israelites honored God and obeyed, David's mighty men would be brave and courageous and win their battles. The following game shows how David's men worked together. Have the children form a circle, feet together, with arms outstretched at shoulder level, and with hands touching the shoulder of the player next to them. One player is chosen to be the runner (enemy). Another is the chaser (Israelite). At a starting signal, the runner begins to run in and out of the circle under the arms of the players forming the circle. The chaser must follow the same route while trying to tag the runner. If a runner is caught, he joins the circle and the chaser becomes the runner. A new chaser is chosen. Be lenient with younger children; if they don't follow the runner's exact route, the game may continue. Caution circle players to keep their feet together so the runner and chaser will not be tripped.

**"David Was His Name" Song:** (tune: "B-I-N-G-O")

There was a man who loved the LORD,  
And David was his name-o.  
D-A-V-I-D, D-A-V-I-D, D-A-V-I-D,  
And David was his name-o.

2. ....(Clap)-A-V-I-D...

3. ....(X)-(X)-V-I-D...

4. ....(X)-(X)-(X)-I-D...

5. ....(X)-(X)-(X)-(X)-D...

6. ....(X)-(X)-(X)-(X)-(X)...

**"Jumping Over the River" Game:** Form a narrow "river" by laying two ropes parallel to each other in the middle of the floor. All the children stand along one side of the ropes. Tell the children that they don't want to touch the "disobedience" in the river, so they should jump all the way over it when the teacher gives the signal. With a teacher at each end of the rope, make the river get wider and wider until it is too hard for the children to jump over the "disobedience." Ask the children what David did that was right when the Israelites sinned and needed to be punished. (He obeyed and prayed to God.)

**Variation to "River of Disobedience" Game:** On papers, write out several obedient and disobedient examples for children. Ask one child to come up and pick a paper. Read the paper, and if it is an example of obedience, the children all jump across the river and dance happily. If it is an example of disobedience, they all jump in the river and pretend to swim. Obedience is always right and brings blessings.

**Exercise and Scripture Hunt:** Lead the children in doing several simple exercises, like jumping jacks, touching toes, reaching for the sky, circling arms forwards and backwards, running in place, etc. Stop and ask the children if doing physical exercises helped David fight Goliath or helped him obey God and do the right things? No! David was strong because God was his shield and helper. We want to remember our Bible verses so we can be strong in the LORD and do what is right. Hide several copies of the First Samuel Bible verses around the room so that there is one for each child. After they find one, they return to their seats. One at a time, ask the children to bring their verses to you to read. Then, everyone says the verse together.

④ **“How Can We Become Strong?” Activity Game:** God gave David and Benaiah extra strength to fight the lions. The thirty bodyguards were also very strong by God’s blessing. Seat the children in a semi-circle. Ask the children what can make them strong. Let them give answers one at a time. Then, take four or five at a time and let them exercise their strength by doing some push-ups and jumping jacks. Have them all sit back down and talk about the strength that God gives us to obey.

### Songs:

**2 Samuel 22:28, Memory Verse Song** (tune: “This Land is Your Land”)

You save the humble, bring low the haughty.  
You save the hum-ble, but bring low the haugh-ty.  
King David said in, the book Second Samuel,  
Chapter twenty-two, twenty-eight.

**My God Is So Great**

My God is so great, so strong, and so mighty, (Make muscles with your arms.)  
There’s nothing my God cannot do. (Shake head “no.”)  
My God is so great, so strong, and so mighty, (Make muscles with your arms.)  
There’s nothing my God cannot do--FOR YOU! (Shake head “no,” then point to a child.)

**I Will Call Upon the LORD**

I will call upon the LORD (Cup hands around mouth like a megaphone.)  
Who is worthy to be praised (Lift hands above head.)  
So shall I be saved from my enemies (Hug yourself.)

(chorus)

The LORD liveth (raise hands above head), and blessed be the rock (hit fist to open palm, then clap twice)

And may the God of my salvation (cross index fingers to make a cross) be exalted (lift up hands)

The LORD liveth, and blessed be the rock, (same hand motions as above)

And may the God of my salvation be exalted.

(Repeat song.)





### Took:

**Memory Verse Arm Band: (2SM05ECGF11)** Cut heavy construction paper into 12” x 3” strips. Attach the memory verse to the paper arm band with glue, tape, or staples. Add stickers for decoration. Staple the armbands to fit the child’s arm. Tell the children that God and His Word are what help us be strong to obey. Review the verse together as the children color around the verse on the paper.

**Praise God Picture Psalm: (2SM05ECGF12 and 2SM05ECGF13)** Duplicate the GF12 heart picture and give one to each child, along with four GF13 pictures. Have the children color their pictures and review chapter 22 where David praises God in psalm. Tell the class, “We’re writing a

psalm to God just like David did. We will thank God for being a God who keeps His promises.” Tape or glue each little picture to the students’ heart pages. Say something like, “God, You kept Your promise to David, and You will keep Your promises to me in the Bible. Thank you for the Bible that is true. You help me be strong to obey. You are my song and my salvation!” Sing a song of praise to God.

 **Preschool Page for Parents: (2SM05ECPPP)** Send a page home with each child, encouraging parents to reinforce the Bible truths at home. Spend a few minutes before the children go home creatively reviewing the song and memory verse.



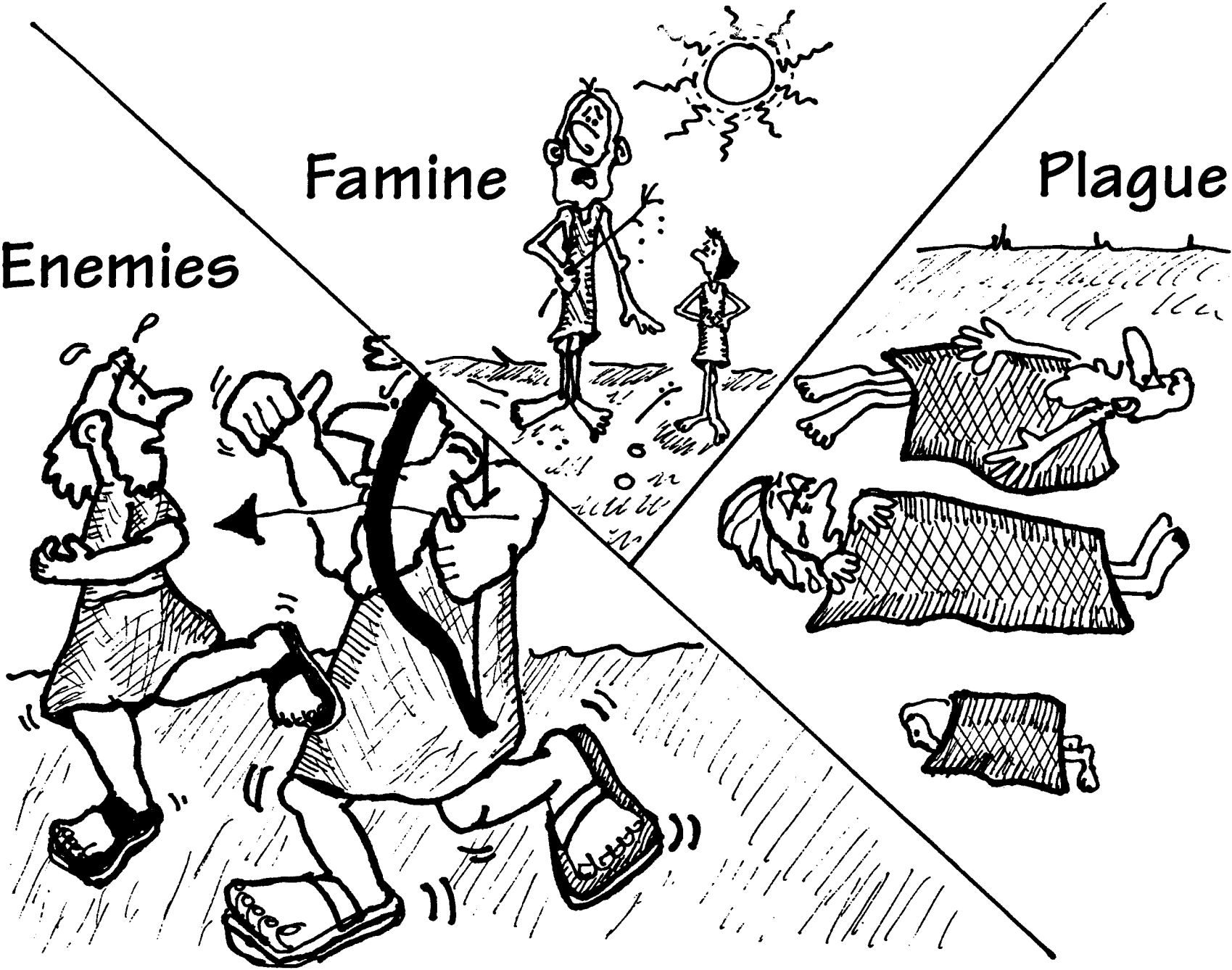
One of David's mighty men, Benaiah,  
killed a lion in a pit on a snowy day.




Enemies

Famine


Plague



God gave David a choice of three punishments for the Israelites.



Araunah bowed before King David who came to buy his threshing floor.



David offered sacrifices and prayed for God to stop the plague.




King David sang songs of praise to His mighty God.



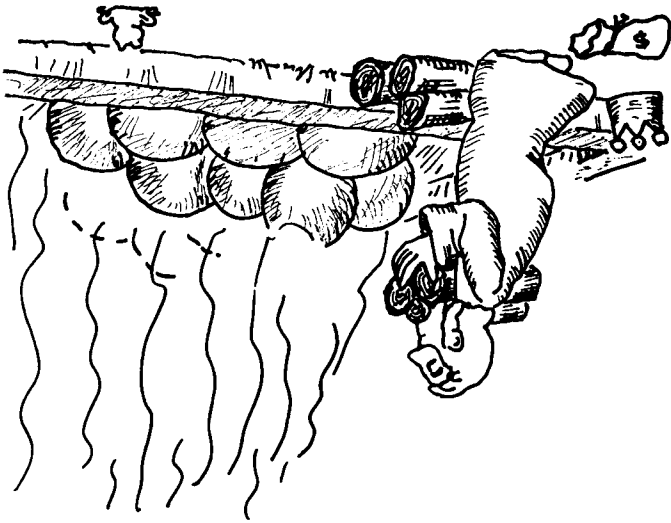
God wants His people to be strong by learning and obeying God's Word.





2. Araunah offered to give King David his threshing floor.



3. King David obeyed God and built an altar to the Lord.



1. God made Benaiah strong enough to kill a lion on a snowy day.



4. David sang songs of praise to his mighty God.




4.

1.


# Matching Game

Match the punishment on the left side of this page to the corresponding punishment on the right side by taping pieces of yarn from one to the other.


7  
years  
of  
famine



7



3  
years  
of being  
chased




3



3  
years  
of  
plague




3



# Benaiah Dot-to-Dot

Connect the dots and see what weapons David's mighty man, Benaiah, used against the Egyptian.



# Memory Verse Armband

**God is my strength.**

Your kingdom will endure forever before me.  
2 Samuel 7:16

**God is my strength.**

You save the humble, but bring low the haughty.  
2 Samuel 22:28

**God is my strength.**

Your kingdom will endure forever before me.  
2 Samuel 7:16

**God is my strength.**

You save the humble, but bring low the haughty.  
2 Samuel 22:28

**God is my strength.**

Your kingdom will endure forever before me.  
2 Samuel 7:16

**God is my strength.**

You save the humble, but bring low the haughty.  
2 Samuel 22:28

**God is my strength.**

Your kingdom will endure forever before me.  
2 Samuel 7:16

**God is my strength.**

You save the humble, but bring low the haughty.  
2 Samuel 22:28


**God is my strength.**















Your kingdom will endure forever before me.  
2 Samuel 7:16

**God is my strength.**

You save the humble, but bring low the haughty.  
2 Samuel 22:28

# My Praise Psalm







## This is what I learned today!

Today we learned that God kept His promise to David to have his kingdom endure forever. God gave King David thirty fighting men who were strong and full of courage. God always gave King David's men the victory when the Israelites were honoring and obeying God. But when the Israelites were disobeying God, He punished the people. One time, God sent a plague of sickness for three days, and many Israelites got sick and died. At the end of three days, David was told to build an altar to the LORD and make a sacrifice there. David obeyed. The place God chose would be on the very spot that David's son, Solomon, would build a beautiful temple where all the Israelites would worship the LORD. For all of his life, David loved God and wrote songs that honored Him.

### Today's Memory Verse

**2's & 3's:**

**Your house and your kingdom will endure  
forever before me. 2 Samuel 7:16**

**4's & 5's:**

**You save the humble, but bring low the haughty.  
2 Samuel 22:28**

## God Is Mighty



God's mighty power enables Him to keep His promises. As a family, look around outside at things God is strong enough to create. Have one child say to the rest of the family, "Is God strong enough to make a (tree)?" Everyone nods their heads and says "yes." Sing "My God Is So Great" until the tune is familiar. Then put the words to a different tune like "Twinkle, Twinkle, Little Star." Have fun making up songs like David. Pray and thank God for being strong enough to keep His promise to take care of His children.

### My God Is So Great

*My God is so great, so strong, and so mighty,*

*(Make muscles with your arms.)*

*There's nothing my God cannot do. (Shake head "no.")*

*My God is so great, so strong, and so mighty,*

*(Make muscles with your arms.)*

*There's nothing my God cannot do--FOR YOU!*

*(Shake head "no," then point to a person.)*

### My God Is So Great

*(tune: "Twinkle, Twinkle")*

*My God is so great and strong.*

*There is nothing He can't do.*

*He can make the day and night.*

*He can make the stars so bright.*

*My God is so great and strong.*

*There is nothing He can't do.*



David sang songs of praise to his mighty God.