

**Materials I Need:****Legend:**

-  = Option 1, Appropriate for 1<sup>st</sup> – 2<sup>nd</sup> Grade  
 = Option 2, Appropriate for 3<sup>rd</sup> – 6<sup>th</sup> Grade






**Focus Verse:**




“As for God, His way is perfect; the Word of the LORD is flawless. He is a shield for all who take refuge in Him. For who is God besides the LORD? And who is the Rock except our God? It is God who arms me with strength and makes my way perfect.” 2 Samuel 22:31-33



**Memory Verse:**

“For who is God besides the LORD? And who is the Rock except our God? It is God who arms me with strength and makes my way perfect.” 2 Samuel 22:32-33

## Hook:

- Explanation of Mercy (*Discussion*).**  Discuss with the students the concept of mercy. Talk about the different things that might happen after a child breaks a valuable vase while visiting the home of someone he or she does not know very well. Continue to explore every possible consequence that that child might experience until you have some examples of merciful acts, given the situation. Ask the students which of those possible responses might be considered “merciful” and have them explain why. Explain that mercy is when God spares us the punishment or consequences that we deserve.
- God’s Glory and Greatness Mural (*Activity*).**   Use a wide piece of butcher paper the length of one wall. As the students arrive, the teachers should be working on a large landscape/mural of God’s creation (mountains, trees, flowers, rivers, animals, people, etc.). Ask the students to use markers to help the teachers quickly complete the mural, which may be worked on until class begins. At that time, write the words GOD’S GLORY AND GREATNESS in large letters across the top of the mural. Call on three or four students to answer the question, “What can we tell about who God is by looking at His creation/nature?” (i.e., creative, all-powerful.) Write the students’ answers on the clouds from **2SM05.GF1 Pg. 2** and put them on the wall above the mural. Tell the students that God did not just create His creation and then leave it to itself. Ask them to listen carefully to today’s Bible Adventure to learn more about who God is and how this affects us every moment of our lives.
- Mercy (*Object Lesson*).**   Ask the students what happens when someone drops a glass on the floor. Get a large blue Rubbermaid bin from Children’s Ministry and set it on the floor. Hold up a piece of pottery, such as a clay pot, and drop it into the bin on the floor. It will most likely break. Now put a pillow down on the bottom of the tub and drop another clay pot. The pot will probably not break. The object lesson here is that of mercy vs. justice. Like the glass that breaks, we see that there are consequences to our sin. Sometimes, however, the glass doesn’t break. This symbolizes what it is like when we sin and don’t receive the consequences we ought to. Mercy is not getting what you deserve when you disobey God.




 **Is God Too Harsh? (Discussion).** ,  Use the whiteboard with lines drawn to divide it into three equal columns. Title the first column SIN COMMITTED and the second column CONSEQUENCE. Write several examples of sin from the Bible that illustrates the great consequence of sin. Use examples with which most of your students will be familiar. Call on students to write the consequence suffered for the sin (i.e., Adam and Eve: Both were banished from the garden; wickedness of the people in Noah's day: Every living thing that was not on the ark died in the flood.) Ask the students if they have ever been surprised by how harshly God deals with sin. Have they ever heard someone ask why Christians believe that God loves us when He allows suffering in the world? Perhaps they have questioned this themselves. Now write the title DESERVED CONSEQUENCE in the third column and write "DEATH and ETERNAL SEPARATION FROM GOD" at an angle, filling the column. Explain/discuss that looking at the consequences from only our perspective is what causes us to wonder if God's ways are too harsh. But if we look at things as we should—from the true perspective—we will see that God is not harsh, but actually loving and MERCIFUL. Close this time in prayer, asking God to "give us the desire to listen to how God shows mercy in today's Bible Adventure and begin to understand and see God's mercy in our own lives".




 **God Is Perfect; Man Is Not (Object Lesson).**  Bring in a number of different objects that are flawed yet still usable. Possible objects may include a cracked mirror, a flawed diamond, a crumpled paper that is ironed, or a broken vase that is glued together. Explain that God is altogether righteous and perfect. Humans are not. Hold up the different objects and show how they can be used but are flawed. These items are like humans. They can still be used despite their sin and flaws. This is precisely the point of today's adventure. David was seriously flawed yet God used him to accomplish His perfect will.



### Book:

#### Presentation Ideas -

 **"Uh-Oh!" (Role-Play).** ,  Act out an "Uh-Oh!" experience with one or more leaders in your classroom, stopping the role-play at the point where the consequences of the misdeed are about to take place. For example, act out the playing of street hockey in a neighborhood street when one of the players makes an aggressive slap shot and breaks the window of Mr. Jones' new BMW. The car alarm sounds off and moments later the front door of Mr. Jones' house opens... Ask for two groups of volunteers to act out the end of this skit. Instruct one group to act out a wrathful end and the other group to act out a merciful end. Develop a more simple skit for younger students if necessary. Discuss how we can expect God to respond to both our mistakes and our sins.

 **Army Men (Demonstration).** ,  Bring in a collection of plastic army men and a battlefield. You can request one from Children's Ministry or bring your own. Put a flag on one side for David and his mighty men and a flag for the Philistines on the other. Set up this scene on a table so the children can gather around. Make special rules for them not to touch it. Begin to move the men from place to place. Ask the children who is moving the pieces. When David and the Philistines were fighting, who was really the power behind it? God was. If God owns both sides, does He have the right to make one win and one lose? Of course He does. God was merciful to David and helped him and his mighty men win.

 **Abishai Helps David Fight a Philistine Giant (Illustration/Coloring Page).** ,  2 Samuel 21:17, 2SM05.GF2.

 **Famine in the Land of Israel (Illustration/Coloring Page).** ,  2 Samuel 21:1-14, 2SM05.GF3.

 **David Orders Joab to Take a Census (Illustration/Coloring Page).** ,  2 Samuel 21:1-14, 2SM05.GF4.



### ***Bible Adventure for K – 2<sup>nd</sup> Grades –***

Today we come to the last four chapters of the book of 2 Samuel. Throughout this book we have studied the life of King David—his victories and his failures. These final chapters look back at David's entire reign and highlight some important events. Through it all we can see that God's ways are perfect and He is right and just when He punishes sin. We can also see that God alone was responsible for King David's strength. 2 Samuel 22:31-33 says it best: "As for God, His way is perfect; the Word of the LORD is flawless. He is a shield for all who take refuge in Him. For who is God besides the LORD? And who is the Rock except our God? It is God who arms me with strength and makes my way perfect."

The first event highlighted was something that happened when David first became king. A terrible famine came upon Israel. This means that the crops would not grow and the people were starving. This went on for three years and David realized that Israel was being punished for some sin. David asked God what the sin was. God answered that the people were being punished because, years before, King Saul had broken a promise made to some people called the Gibeonites. Israel had agreed to let them live in the land but Saul ignored the agreement and tried to destroy them. David went to the Gibeonites who were still alive and asked them what he could do to make up for Saul's sin. They asked that Saul's descendants be punished. Seven of them were handed over to the Gibeonites and were killed. Once this was finished, God ended the famine in Israel.

The end of 2 Samuel also tells us a bit more about David's mighty men. God provided these men to help David conquer the Philistines and other surrounding nations. These warriors had done some amazing things. One of them killed a lion with his bare hands in a pit on a snowy day. Another man killed eight hundred Philistines in one battle, and another killed so many that he couldn't let go of the grip on his sword! Even Uriah the Hittite, whom David had murdered, was numbered among David's mighty men.

Sometime after God delivered David from being killed by his son, Absalom, David wrote a psalm of praise to God. This too is recorded in the final chapters of 2 Samuel. Throughout the psalm, David emphasized that it was God alone who gave him strength and protection. In 2 Samuel 22:2 David declared, "The LORD is my rock, my fortress and my deliverer." David recognized that his kingdom was not held by mighty men but by God's power. The success and growth of Israel was a result of God's promise. David was confident that it was God who had made him king and God would always remain faithful.

Finally, because of some sin that is not mentioned, God's anger burned against Israel. For punishment, God sent Satan to put the idea into David's head to count all the fighting men in the land. By counting all the men, David showed that he wanted to depend on the size of his army for safety and security instead of depending upon the Lord. After David had counted all the fighting men, he realized his sin and repented. He put his trust back in God where it belonged. Although God forgave David, He still punished Israel. God sent the angel of the Lord to the land and 70,000 Israelites were killed.

The final chapters of 2 Samuel were given to us so we could see that, although David had many successes, he was not a perfect king. Any victories that David achieved were because of God. And when God punished David and Israel for their sin, He was just and right in doing so. Any good that David was able to accomplish came from the fact that God was merciful and forgave him. We need to be like David and repent of our sin, whether it be lying, being mean or complaining against our parents. Then we can trust in God's promise to forgive us. We need to realize that only God can give us the strength to do good. In all things we must come to Him for help. Then we can say with David, "It is God who arms me with strength and makes my way perfect."

### ***Bible Adventure for 3<sup>d</sup> – 6<sup>th</sup> Grades –***

Wouldn't you agree that King David lived a very full life and got to see some exciting things? He was made king over Judah and then over all Israel, he established Jerusalem as the nation's capital, and brought the ark of God back there. God gave him many victories in battle. And all this was in spite of some pretty serious sins and mistakes that David committed. It was enough to make a man's head swell with pride and cause him to want to take the credit for all this himself. Not so with David. As we look at the final chapters of his life, recorded for us in 2 Samuel, we see a man who truly recognized God as the source of all things, and the mover and controller of history.

2 Samuel 21 tell us that, somewhere during the reign of David, there was a famine in Israel that lasted three years. As the famine continued, David realized that God's hand had sent it, so he went to the Lord to ask why the nation was being punished. God revealed to him that the famine was a result of Saul's having killed the Gibeonites. In doing this Saul had broken a covenant that Joshua had made with the Gibeonites years before. The Gibeonites were a people who were supposed to be driven out of the Promised Land by Joshua, but they tricked the Israelites by dressing up as foreigners from far away, and were able to make a covenant with Israel allowing them to stay in the land. Saul, in his mission to rid the land of the rest of the Canaanite tribes, ignored this covenant and killed most of the Gibeonites. God takes covenant promises very seriously, and the fact that Saul would break that covenant was a serious matter indeed.

David went to the remaining Gibeonites and asked them what he could do to make up for Saul's sin. They asked that Saul's sons and grandsons be punished. David was to hand seven of them over to the Gibeonites to be killed. Once this was done, the bones of Saul and Jonathan, which had been brought from Jabesh Gilead, were buried in the tomb of Saul's father. Then God lifted the famine from the land.

For most of David's reign, the nation of Israel was at war with the Philistine army. Even after David became old, they battled. The Philistine army contained some huge men, giants, whom the Israelites had to face. But David had some mighty men in his army who were not afraid to fight the giants. Abishai, the brother of Joab, had once killed three hundred men with his spear. He came to David's side and killed the giant who was trying to take David's life. Other mighty men, Sibbecai, Elhanan, and Jonathan, David's nephew, each killed one of the giants during battles with the Philistines. Others of David's mighty men had done brave deeds. One killed a lion with his bare hands, another killed 800 Philistines in one battle, and still another had fought so fiercely and killed so many of the enemy that he could not let go of his sword. These men were used by God to build up David's kingdom.

Sometime after the three-year famine, Satan put the thought in David's head that he should number the men in his army. Unfortunately, David listened and asked Commander Joab to count his soldiers. Joab did not think this was a good idea, but he did as David asked. You might wonder why this displeased God. There are several possible reasons. First, when the Israelite army had been numbered in the past, it was God Himself who had commanded it be done. Second, if David had continued leaning on God to win his battles, it wouldn't have mattered how big or small his army was. God had proven that over and over. It seemed that David had taken the trust he had placed in his God and put it in the strength of his army. But David's heart was still soft toward the Lord, and after the numbering was finished, he realized that he had acted foolishly and sinned against God.

In the morning God sent his prophet, Gad, to David with a difficult choice to make. As punishment for his sin of numbering the people, David could choose seven years of famine, or three months of being chased by his enemies, or three days of plague in Israel. David placed himself at the mercy of God, asking only that he not be put into the hands of his enemies. So God sent three days of plague, some kind of deadly disease that swept through the nation by the hand of the angel of the LORD, and killed seventy thousand men. David begged God not to punish the people anymore but to punish him alone. God ordered the angel to stop, and David bought the land where the plague stopped and built an altar to God there. David did not know it, but this would be the very spot where Solomon would build the temple in Jerusalem.

As David neared the end of his life, he wrote a song of praise and thanks to God for saving him from all his enemies, and for making a marvelous covenant with him. All through the song, David recognizes that it was God alone who gave him strength and protection. Listen to verse 2 of 2 Samuel 22, where David writes, "The LORD is my rock, my fortress and my deliverer." As much as David loved his mighty men, he knew that his kingdom was not held by them but by God's power. The song goes on in verses 31-33, "As for God, His way is perfect. The word of the LORD is flawless. He is a shield for all who take refuge in Him. For who is God besides the LORD? And who is the rock except our God? It is God who arms me with strength and makes my way perfect." Do you see any hint of pride in David's words or any attempt to say "Look at me?" No, all his praise went to God. David knew that it was God who had placed him on the throne and kept him there. His success and the growth of the kingdom happened because God promised that it would happen. Even though David had sinned greatly, God was able to make him blameless and use him. Because it was God's doing, David knew that his reign as king would be successful. He said in 23:5, "Is not my house right with God? Has He not made with me an everlasting covenant, arranged and secured in every part? Will He not bring to fruition my salvation and grant me my

every desire?" David's confidence was not in how worthy he was but in the certainty that God would keep His promises.

So what did we learn from the book of 2 Samuel? We learned that neither Saul nor David, even though David was a man after God's own heart, were truly good or perfect kings. They rebelled against God's will, and God was just and right to punish them and the nation of Israel for that rebellion. But God was also merciful, forgiving David's sin and giving him success as a king. That same mercy is available to us today. God promises that when we humble ourselves and come to Him, admitting our sin, we will receive mercy and forgiveness.

We've also learned from 2 Samuel that we should be totally dependent upon God in all things. It is God's power alone that makes us stand or fall. God is our strong fortress. The minute we forget that He is our stronghold and our refuge, we are doomed to fail. For us to have a heart like David's, his prayer should become our own: "It is God who arms me with strength and makes my way perfect." Are you putting your trust in Him?

**Aim Questions:**

1. **What was the reason for the first famine in Israel?** *Saul broke the covenant with the Gibeonites.*
2. **How did it end?** *David prayed and found a just punishment.*
3. **Who helped David establish his kingdom on an earthly level?** *David's mighty men.*
4. **Who helped on a spiritual level?** *God.*
5. **Who was the true source of strength for David's kingdom?** *God alone.*
6. **Who is our true source of strength and righteousness?** *God alone.*
7. **How do we receive strength and righteousness?** *Humble ourselves and seek mercy from God.*



**Look:**





**Reaping the Rewards (Game).**  

**Option 1:** Before class, make several die from the pattern on **2SM05.GF6 Pg. 1** which has been copied onto cardstock. Divide the class evenly into groups of four to six students. Each group needs one die. Each student needs a **2SM05.GF6 Pg. 2**. Have students take turns within their group rolling the die. The student reads the verse and colors in the "jewels" on the crown that correspond with the one that is rolled. When all of the jewels are filled in, the student is rewarded with a small treat and may color the rest of the crown while the others finish. This is a good opportunity for teachers to go over the meaning of these verses with the students in their group.

**Option 2:** You will need one die, a crown from **2SM05.GF6 Pg. 2**, and a set of jewels from **2SM05.GF6 Pg. 3** per group. Place the crowns on the wall across the room from the groups lined up as teams. Place the corresponding pre-colored jewels on the ground in front of each team's line. Instruct each player at the front of the line to roll the die and find the corresponding jewel (for upper grades, students should also read the verse aloud to their team), and run to tape it to the team's crown. When each student returns, he or she is to tag the teammate who is next in line and then go to the back of the line. The tagged teammate then rolls the die. If a jewel has already been taken to the crown, he or she is to go to the back of the line until the next turn. The game continues until one team has completed the crown.



**David's Mighty Men (Worksheet).**   King David's mighty men had served him faithfully since before he was king. Three of these men became commanders because of their great deeds. Have students use the code to find out who they were, **2SM05.GF7**. *Answers: Josheb-Basshebeth, Eleazar, Shammah.*




**Shield of Faith (Craft.)** Each student will need a shield and handle from **2SM05.GF8 Pg.1** copied onto colored cardstock and a verse label from **2SM05.GF8 Pg.2** copied onto white paper. Have the students cut out the shields and handles. Next, have them glue the verse onto the shield and then decorate them with markers, crayons, paint, foil cut into star shapes, sequins, etc. Have them glue the handle on last.

- Who Is Mighty? (Object Lesson).** 🦋, 🦋 Before class, get a sturdy rubber ball or beachball from Children’s Ministry or at a store. Inflate it and draw a picture of one of David’s mighty men. Take the air back out of the ball. In front of the students, show them the picture of the mighty man on the flat ball. Bring in a tire pump and begin to pump up the ball. Explain that the flat ball represents one of the mighty men on his own strength. Tell the students that these mighty men were made that way by God. God is the true source of strength for us, just like He was for them. Review some of the amazing deeds of the mighty men as you pump up the ball.
- Who Is God? (Worksheet).** 🦋 Have the students use the pictures to fill in the missing blanks.  
*Answer: Today’s memory verse, 2SM05.GF9.*
- Write Your Own Psalm (Worksheet).** 🦋, 🦋 Have the students write their own praise psalm to the Lord, 2SM05.GF10.
- God’s Glory and Greatness Clouds (Activity/Craft).** 🦋, 🦋 This is a continuation of the mural that was done during the HOOK time. Give the students a Bible verse from **2SM05.GF1 Pg. 1** and a cloud from **2SM05.GF1 Pg. 2**. Ask them to look up the verse on their slips of paper and write one word that describes who God is according to His Word. Have them color the word/cloud in a fun, bold, or fancy way, and put it up above the mural made earlier.
- Mighty Men vs. Giants (Game).** 🦋, 🦋 Divide the students into two teams (Mighty Men and Giants). Mark out a large square playing area and place a beanbag in the center. Have everyone stand outside the square with each team choosing a player to go first. When the “mighty man” is ready, he steps into the square and is the signal for the “giant” to try to steal the beanbag and take it outside of the square. The “mighty man” must try to guard the beanbag and scores a point if he tags the “giant” after he has picked it up. If he touches the “giant” before he has the beanbag or touches the beanbag itself, the “giant” scores a point. The “giant” also gets a point if he makes it out of the square with the beanbag. Play continues until all have had a turn.
- Merciful Heavens (Worksheet).** 🦋 Talk to the students about mercy. Ask them if mercy is ever something that is deserved. Challenge them to think of a time when someone was merciful to them when they didn’t deserve it. Maybe they expected to receive discipline for doing something bad, but it never came. Talk about the difference between consequence and mercy. Using **2SM05.GF11**, have the students look up the verses and try to determine who is involved in the situation. Determine what consequence they should receive and then how God used the situation.
- Aim Questions (Worksheet).** 🦋 Have students answer the aim questions about today’s Bible Adventure, **2SM05.GF12**.
- Passage Review Questions (Worksheet).** 🦋, 🦋 This booklet contains many questions from the Scripture passage covered in today’s lesson. Students may work on them in class and complete them during the week at home, **2SM05.GF13**.
- 2 Samuel 22:32-33 (Memory Verse Song).** 🦋 Words and music for today’s memory verse are available upon request from Children’s Ministry.





**Took:**


- Word, Shield, Rock (Game).** 🦋, 🦋 This game is similar to “Rock, Paper, Scissors.” The gesture for “Word” is a flat hand with the palm up; “Shield” is a flat hand with palm to the side; “Rock” is a fist. Divide the students into teams of three each. Tell them to call out “one, two, three” with you. On the count of three, they should show their choice. They should not plan or discuss which choice they are going to make, but see how many times they will, by chance, get all three on the same try. This can be just for fun or you can reward the team that has the most.

 **God is My Rock (Craft).** 🐛, 🦋 In chapter 22, David referred to God as his rock. This means that God is strong and stable. God was also David's shield. God protected and gave strength to David.  
Materials needed: 3" X 3" concrete half pavers  
hot glue  
a shield from **2SM05.GF14**

Have the students cut out their shields on the outside edges and fold the stand on the dotted line. They may color and decorate them as desired. Have them tape the stand of the shield to the block.


 **Thankfulness Glasses (Discussion/Craft).** 🐛, 🦋 Ask the students what mercy means. Explain to them that it's when God gives us what we don't deserve. Ask them how God was merciful to David. Is God merciful to them? How? If students have some trouble, help them with suggestions of how God shows mercy to us in our everyday life (i.e., food to eat, clothes to wear, waking up in the morning, giving us friends, etc.). Discuss with the students how David responded to God's mercy (by writing a psalm of praise and thankfulness to God). Ask them how we should respond to God's mercy. Give the students **2SM05.GF15**, and have them cut out the thankfulness glasses. These can be decorated with markers, glitter, etc. Help them tape the handles after checking that they will fit on their ears properly. Encourage the students to wear them as a reminder that God is merciful to us and we need to be thankful to Him.

 **Thank God for His Glory and Greatness (Craft).** 🐛, 🦋 Give each student an 8"x10" sheet of parchment paper. Give the students pencils with erasers and ask them to use their best penmanship to write a psalm, song, or thank-you to God for who He is. They can use the words in the mural clouds as a reminder of some of God's greatness. When they have finished, they should *carefully* tear around the edges of their paper then mount it onto a piece of cardstock. Punch two holes in the top of the cardstock to place ribbon or twine through as a hanger.


 **God Is My Rock Key Chain (Craft).** 🐛, 🦋 Because this craft needs to be baked, you may decide to make the rocks ahead of time or have the students make the rocks during the HOOK time. The instructions seem long but this is really a very easy craft!

1. For each "rock," use a ½" square of white Sculpy (or similar modeling clay) plus 2-3 accent colors (tan, brick, or black work well) that total half again as much Sculpy.
2. Choose one color to mix with the white to make the overall color of the rock. Mix colors until well blended and roll into a 3" cylinder.
3. Break the rest of the colored Sculpy into pea size pieces. Roll them into narrow 3" cylinders and lay them next to the larger one.
4. Twist the cylinders together (like candy cane stripes). Fold in half and roll into a cylinder again.
5. Continue until your Sculpy has the look desired for your rock (Be careful not to overdo--the idea is to blend the colors so that you see subtle lines and color variations like those of a real rock).
6. When your "rock" has the look you desire, roll your cylinder up into a ball and flatten it to the desired thickness and shape, smoothing out any large cracks (small cracks are fine).
7. Use a wooden skewer or similar object to make a hole about ¼" from the top.
8. Place on a baking dish (Do not use metal!) and bake at 275 degrees for 15-20 minutes.
9. When cool enough to handle, have the students write with a Sharpie permanent marker, "My God Is My Rock--2 Samuel 22:3a" on one side and their names on the other.
10. Line the rocks up on newspaper and spray with quick-dry acrylic sealer (follow the directions on the can).
11. Put the rock on a key ring (use lightweight rings for ease).

2 SAMUEL 22:2	2 SAMUEL 22:25	2 SAMUEL 22:34
2 SAMUEL 22:3	2 SAMUEL 22:26	2 SAMUEL 22:40
2 SAMUEL 22:4	2 SAMUEL 22:27	2 SAMUEL 22:47
2 SAMUEL 22:18	2 SAMUEL 22:28	<b>God's Glory and Greatness</b>
2 SAMUEL 22:19	2 SAMUEL 22:29	
2 SAMUEL 22:20	2 SAMUEL 22:31	
2 SAMUEL 22:21	2 SAMUEL 22:32	
2 SAMUEL 22:24	2 SAMUEL 22:33	




# Abishai Helps David Fight a Philistine Giant




# Famine in the Land of Israel



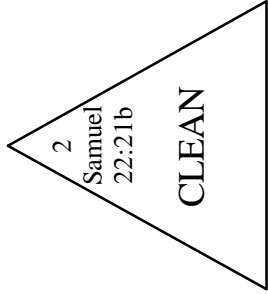
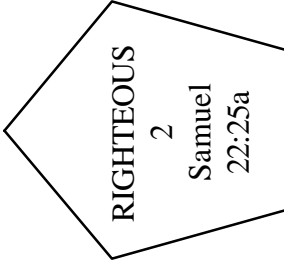
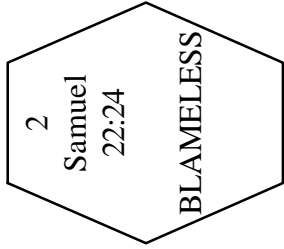
# David Orders Joab to Take a Census




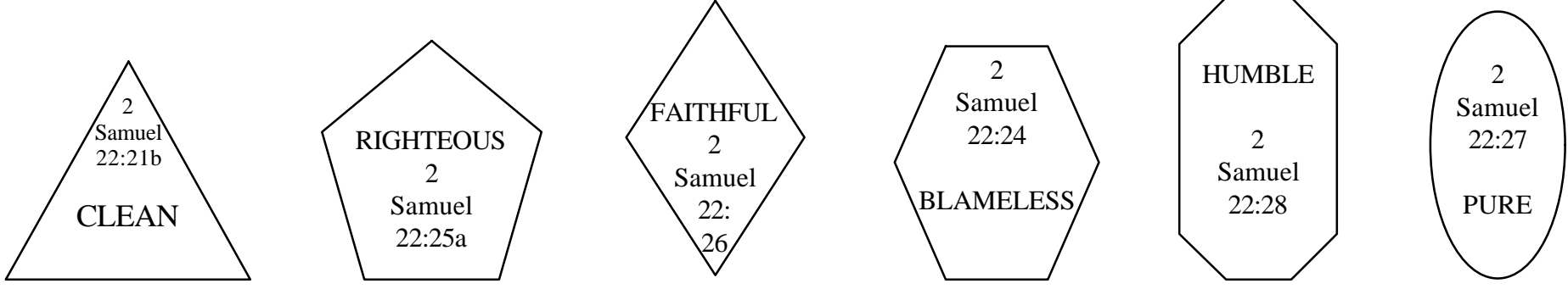

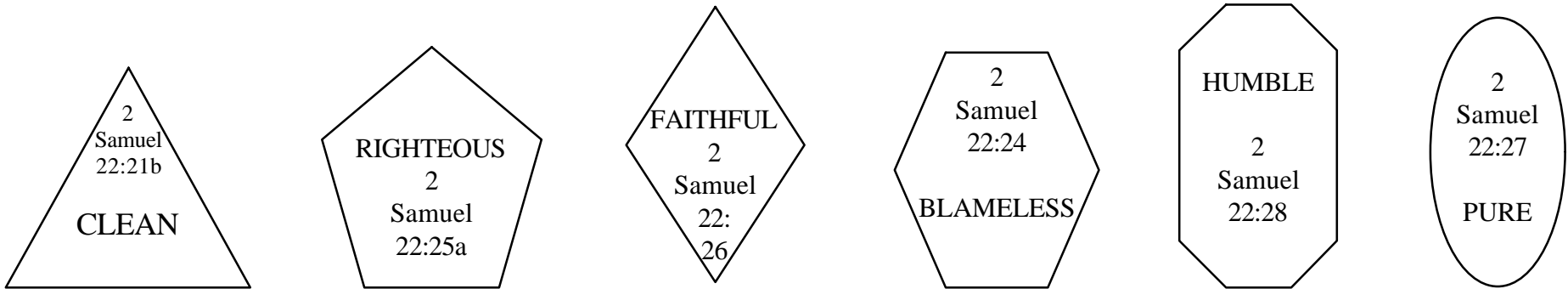
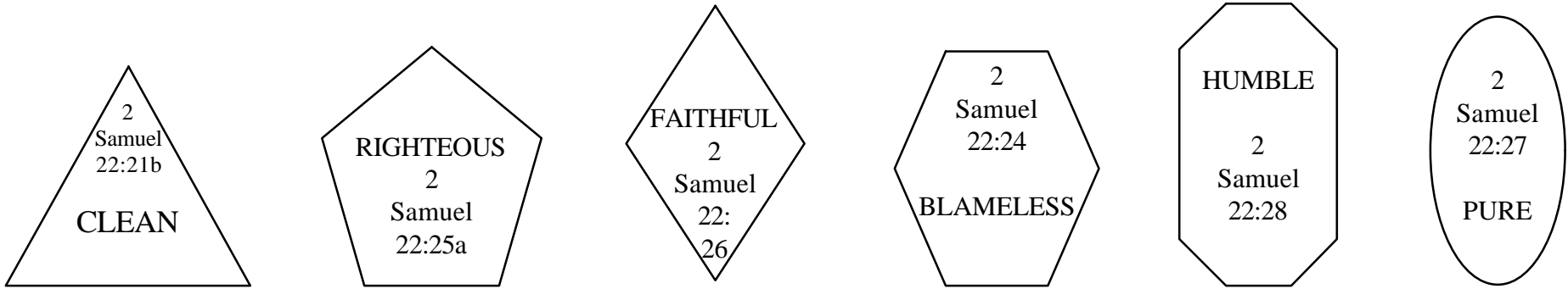
# David Before the Angel of the Lord



Instructions:  
1. Cut on heavy lines.  
2. Fold on light lines.  
3. Fold so that the jewels are showing on the outside of the die when completed.








# David's Mighty Men

David's mighty men had served him faithfully since before he was king. There were three men who became commanders because of their great deeds. Use the code below to find out who they were.

I was chief of the Three. I raised my spear against 800 men and defeated them in one battle. Who am I?



I was with David in battle against the Philistines. When the Israelites retreated, I stood my ground and struck down the Philistines until my hand grew tired and froze to the sword. Who am I?




I was also in a battle with the Philistines. When Israel's troops fled, I took my stand in the middle of the field. I struck down the Philistines, and the Lord brought about a great victory. Who am I?



Code:

	= A		= E		= I		= M		= Q		= U		= Y
	= B		= F		= J		= N		= R		= V		= Z
	= C		= G		= K		= O		= S		= W		
	= D		= H		= L		= P		= T		= X		



Put  
glue  
here

**SHIELD HANDLE**

Put  
glue  
here

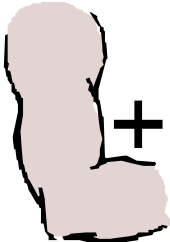

<p>“As for God, His way is perfect; the Word of the LORD is flawless. He is a shield for all who take refuge in Him. For who is God besides the LORD? And who is the Rock except our God? It is God who arms me with strength and makes my way perfect.”</p> <p>2 Samuel 22:31-33</p>	<p>“As for God, His way is perfect; the Word of the LORD is flawless. He is a shield for all who take refuge in Him. For who is God besides the LORD? And who is the Rock except our God? It is God who arms me with strength and makes my way perfect.”</p> <p>2 Samuel 22:31-33</p>
<p>“As for God, His way is perfect; the Word of the LORD is flawless. He is a shield for all who take refuge in Him. For who is God besides the LORD? And who is the Rock except our God? It is God who arms me with strength and makes my way perfect.”</p> <p>2 Samuel 22:31-33</p>	<p>“As for God, His way is perfect; the Word of the LORD is flawless. He is a shield for all who take refuge in Him. For who is God besides the LORD? And who is the Rock except our God? It is God who arms me with strength and makes my way perfect.”</p> <p>2 Samuel 22:31-33</p>
<p>“As for God, His way is perfect; the Word of the LORD is flawless. He is a shield for all who take refuge in Him. For who is God besides the LORD? And who is the Rock except our God? It is God who arms me with strength and makes my way perfect.”</p> <p>2 Samuel 22:31-33</p>	<p>“As for God, His way is perfect; the Word of the LORD is flawless. He is a shield for all who take refuge in Him. For who is God besides the LORD? And who is the Rock except our God? It is God who arms me with strength and makes my way perfect.”</p> <p>2 Samuel 22:31-33</p>
<p>“As for God, His way is perfect; the Word of the LORD is flawless. He is a shield for all who take refuge in Him. For who is God besides the LORD? And who is the Rock except our God? It is God who arms me with strength and makes my way perfect.”</p> <p>2 Samuel 22:31-33</p>	<p>“As for God, His way is perfect; the Word of the LORD is flawless. He is a shield for all who take refuge in Him. For who is God besides the LORD? And who is the Rock except our God? It is God who arms me with strength and makes my way perfect.”</p> <p>2 Samuel 22:31-33</p>


# Who Is God?

Using the word pictures below, find out who David said God was and what He did for him.

4 who is God  + sides the Lord?

And who is the  X + cept R

God? It is God who  + S me with 

and makes M +  way  + fect.



# 's Psalm




---

Write your name in the blank.

Read David's psalm of praise in 2 Samuel 22:2-51.  
He had a lot to praise God for and so do we!



# Merciful Heavens!



Have you ever considered the consequences of your actions? Let's say that you have sinned, and you are aware of your sin. Do you think that you should be punished? Have you ever considered God's timeline in His administering consequences? Have you ever received mercy when you really didn't deserve it? Look up the verses in the first column below. Determine what sin has been committed. Feel free to use the hint verse. Then, look up the next verse and see if you can determine whether the punishment fits the crime!

Who and What?

(hint)

God's Mercy

Daniel 3:1-7	Exodus 20:4,5	Daniel 4:30-37
Jonah 1:2	Nahum 3:1-7	Jonah 3:10
Acts 8:1-3	Psalms 37:20	Acts 9:13-15
2 Sam. 11:2-5	Exodus 20:17	2 Sam. 12:13-15
John 18:17-27	Acts 5:4 / Psalm 5:6	1 Peter 1:3-5

## Verses to Ponder

"You intended to harm me; but God intended it for good." Genesis 50:20a

"He does as He pleases with the powers of heaven and the peoples of the earth. No one can hold back His hand or say to Him: 'What have You done?'" Daniel 4:35b

"My son, do not make light of the LORD's discipline, and do not lose heart when He rebukes you, because the LORD disciplines those He loves, and He punishes everyone He accepts as a son." Hebrews 12:5b-6

# Aim Questions

Answer the following questions about today's Bible Adventure.

1. What was the reason for the first famine in Israel?
2. How did it end?
3. Who helped David establish his kingdom on an earthly level?
4. Who helped him on a spiritual level?
5. Who was the true source of strength for David's kingdom?
6. Who is our true source of strength and righteousness?

Go to God every day in prayer. Humble yourself before Him.  
Ask Him to forgive your sins and trust Him to show you His mercy.  
Rely on Him for He is your strength and can help you in all things.

**2**  
**Samuel**  
**21-24**

"As for God, His way is perfect; the Word of the Lord is flawless. He is a shield for all who take refuge in Him. For who is God besides the Lord? And who is the Rock except our God? It is God who arms me with strength and makes my way perfect."

2 Samuel 22:31-33

How many men were there? 24:9

How did David respond after the count of the men? 24:10a

When David asked the Lord to take his guilt away for what he had done, what options did the Lord give David? 24:11-13

What happened? 24:15-17

While the punishment was going on, what did David do and did this stop the punishment? 24:21-25

## Passage Review Questions

### 2 Samul 21 - 24

During the reign of David there was a famine. How long did it last? What was the reason for the famine? 21:1

What did David do after hearing this? 21:2-3

What did the Gibeonites request of David for the wrong that had been done to them? 21:5-6a

Was the Gibeonites' request accepted by David? 21:6b

Who was spared, and why was he spared? 21:7

Who was given over to the Gibeonites? 21:8

What did the Gibeonites do to these men? 21:9

Where were Saul and Jonathan buried? 21:11-14

Once again, what happened between the Philistines and the Israelites? 21:15a

Who was one of the descendants of Rapha, and what is told about him? 21:16

Who came to David's rescue, and what did David swear to him after he had saved David's life? Why? 21:17

As time went on, there were three other battles with the Philistines. What happened in these battles? 21:18-21

Who delivered David from the hand of all his enemies? 22:1

Who were David's three mighty chief men, and what did they do?

1. (23:8)

2. (23:9-10)

3. (23:11-12)

Can you find the names of the other mighty men? How many were there altogether? 23:18, 20, 24-39

When the three mighty men heard that David longed for water from the well near the gate of Bethlehem, what did they do? 23:15-17

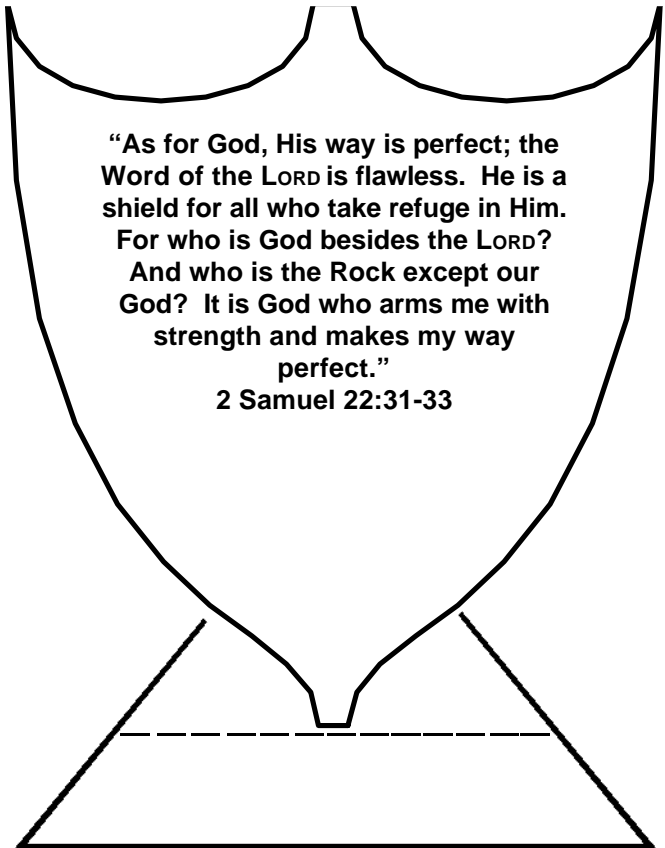
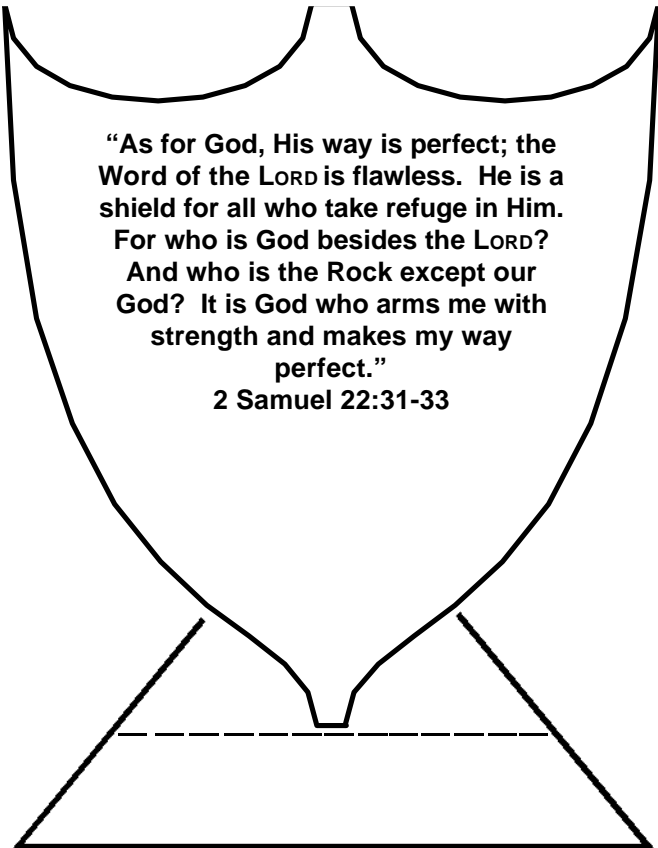
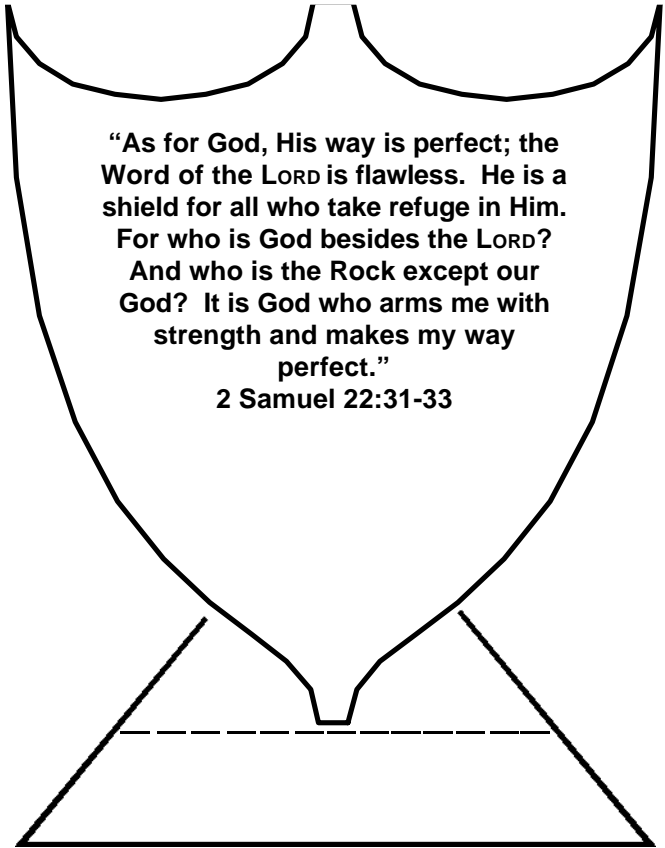
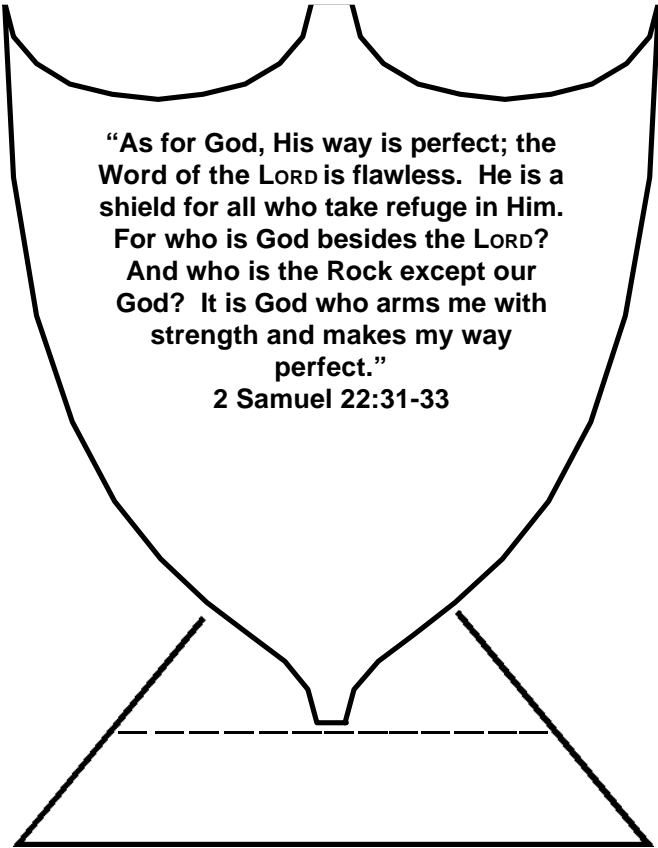
The \_\_\_\_\_ the Lord burned against Israel. 24:1

What did David command Joab and the army commanders to do? 24:2

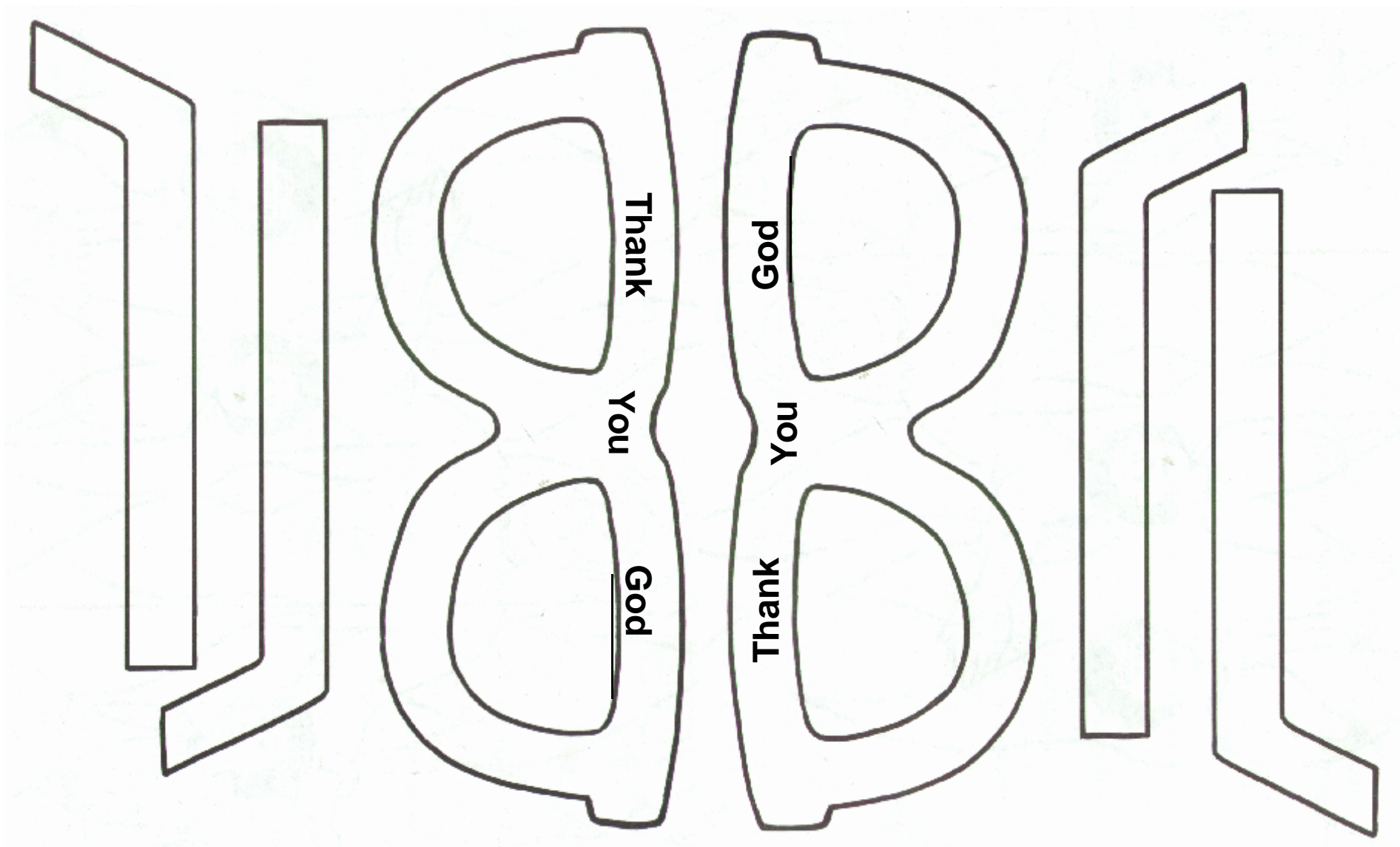
What was Joab's response? 24:3

Did David overrule Joab and the army commanders? 24:4

How long did it take them to go through the entire land to enroll the fighting men of Israel? 24:8



# Thankfulness Glasses





### Word, Shield, Rock

This game is similar to "Rock, Paper, Scissors." The gesture for "Word" is a flat hand with the palm up; "Shield" is a flat hand with palm to the side; "Rock" is a fist. Have your family stand in groups of two each. Tell them to call out "one, two, three" with you. On the count of three, they should show their choice. They should not plan or discuss which choice they are going to make, but see how many times they will, by chance, get the same actions on the same try.

### Word Search

Find the words below in the puzzle. Remember the words can be spelled forward, backward, and diagonally.

- FAITHFUL**
- MERCY**
- MIGHTY**
- PERFECT**
- REFUGE**
- ROCK**
- SHIELD**
- STRENGTH**

F Z W U D E G U A W M I C L J  
 A F A Y D E T P B I E E P I Z  
 I L H O Y D C R G N H W R D I  
 T C E F R E P H M D I S E C W  
 H T G N E R T S Q Q N Q Y H Y  
 F K Z B F Y O S I T T B N X Z  
 U Q W J U J H C L A P M C D H  
 L Z R Z G I Q J K I G W Z X H  
 R Q B G E J Q U K Z J T Q D U  
 U K H L S K X Z D D S A F P N  
 S A D U A F M U U P R Y R Q Q  
 A V J B R K Y F E F O W E J T  
 D Q N Q J A P D G Z E L G D N  
 L F Z D Z E P M Q X O L X J N  
 X V Z N D P X Z M J E S B Y L



FAITH BIBLE CHURCH

01/07/2001

# FAMILY FUN SHEET


This is what we learned today:

**Passage** ~ 2 Samuel 21-24

**Memory Verse** ~ "For who is God besides the LORD? And who is the Rock except our God? It is God who arms me with strength and makes my way perfect."  
2 Samuel 22:32-33

**Application Points** ~

- ◆ Humble yourself before God and trust His mercy.
- ◆ Ask for God to give you strength to do His will.
- ◆ Honoring God means that His people will do what



### FBC Children's Ministry Outreach Ideas

Faith Bible Church wants to assist your family in sharing the Gospel with your neighbors and their children. We have a number of programs and events besides Bible School. Below is a list of activities that you can invite your neighbors to.

- ◆ AWANA ~ 3 yrs - 2<sup>nd</sup> grade ~ Sunday nights
- ◆ King's Kids ~ 3<sup>rd</sup> to 6<sup>th</sup> grade ~ Sunday nights
- ◆ Friday Night Jams ~ 3<sup>rd</sup> - 6<sup>th</sup> grade ~ Bi-monthly
- ◆ Shoot for the Son 3-3 Basketball Tourney ~ June 2
- ◆ Summer Outreach ~ August 5 - 19



Call Children's Ministry for more details @ 326-9455 ext. 215.


### PRaise

**My God is So Great**

My God is so great!  
So strong and so mighty.  
There's nothing my God cannot do. (clap, clap)  
*repeat chorus twice*

The mountains are His.  
The rivers are His.  
The stars are His handiwork, too. (clap, clap)

My God is so great!  
There's nothing my God cannot do. (clap, clap)



## PASSAGE

- ☐ **Daily Bible Reading:** 2 Samuel has many easy to follow narratives for all ages. Here is a breakdown of passages you can read throughout the week:

**Day 1:** Chapter 21

**Day 2:** Chapter 22:1-33

**Day 3:** Chapter 22:34-51

**Day 4:** Chapter 23

**Day 5:** Chapter 24

- ☐ **Family Bible Night: 2 Samuel 22:1-23-7**

### ***God Is the True Source of Strength for the King ~***

Sometime after David's deliverance from Absalom and Sheba, David wrote a psalm of praise to God. Throughout the psalm, David recognized that it is God alone who gave strength and protection to him. David said in 2 Samuel 22:2, "The LORD is my rock, my fortress and my deliverer." The king and his kingdom were not held by mighty men but by God's power. In 2 Samuel 22:31-33 David said, "As for God, His way is perfect; the Word of the LORD is flawless. He is a shield for all who take refuge in Him. For who is God besides the LORD? And who is the Rock except our God? It is God who arms me with strength and makes my way perfect." David had his share of sin, but God was the One who made him blameless. David's success and the growth of the kingdom were a result of God's promise. In 2 Samuel 23:5 it states, "Is not my house right with God? Has He not made with me an everlasting covenant, arranged and secured in every part? Will He not bring to fruition my salvation and grant me my every desire?" David knew that it was God's gracious and merciful action that set him upon the throne and kept him there. Because it was God's doing, David knew that it would be successful. This is not a statement of pride but of confidence in God's promise.

## PERSONAL APPLICATION

### ***God's Way is Blameless.***

Neither Saul nor David was a truly good or perfect king. God was just and right to punish them and the nation for the sins they committed. David's success came from the fact that God was gracious and forgave his sin. We, as His people, need to fall at His feet and ask for mercy. More importantly, we need to trust in the promise of God for mercy when we humble ourselves before Him and know that He always fulfills His promises.

### ***God Is Our Strength.***

It is God's power alone that makes kingdoms and people stand or fall. God is our strong fortress. We have nothing in and of ourselves to make us stand. We need to come to Him for help in all things.

### **Application Questions:**

- ◆ How did God strengthen David?
- ◆ In what areas of David's life was he weak?
- ◆ In what spiritual areas of your life are you weak?
- ◆ How can you see God's strength in your life?

## PRAYER

### **Praying for Your Leaders**



Next week a new president and many new members of Congress will take office. They will all need our prayers. 1 Timothy 2:1-2 tells us to pray for our leaders. Read the passage as a family and then pray for the leaders of our country and of our church. We should also pray that we can have more opportunities to share the

Gospel.