

December 3, 2000

2 Samuel 1:1 - 5:16

Early Childhood

2SM01EC

David Ruled as King at Jerusalem.

**Memory Verse:**

Two- and three-year-old verses: 2 Samuel 7:29b: You, O Sovereign LORD, have spoken.

Four- and five-year-old verses: 2 Samuel 7:29b: You, O Sovereign LORD, have spoken.

**Aim Questions for 2's & 3's:**

1. King Saul was the first king of Israel. Who was the second king over all Israel? (*King David.*)
2. Who was stronger than any of David's enemies? (*God.*)
3. In what city did King David build his palace and rule over all Israel? (*Jerusalem.*)

**Aim Questions for 4's, 5's & K:**

1. Who were the kings in Israel after King Saul died? (*For two years, Ish-Bosheth was king of northern Israel and David was king of Judah.*)
2. Who decided who would be Israel's second king? (*God. Say the memory verse.*)
3. Where did King David make his home when it was time for him to rule over all Israel? (*Jerusalem, the City of David.*)

**Key for symbols:**

- This box symbol represents ideas that can be used for two-year-olds through kindergarten. Please remember to slow down the pace for two-year-olds and keep the pace moving for five-year-olds.
- ② This symbol represents ideas that are best used for two- and three-year-olds.
- ④ This symbol represents ideas that are best used for four-year-olds through kindergarten.

**Hook:**

- Float or Sink Center:** Materials needed: Dishpan of water, small rock, feather, cork, sponge, coin, seashell, orange, egg, etc. Tell the children that God is in charge of everything. Whatever God says will happen will happen. Today we will look at some things God has made and see what God says about them floating or sinking in this tub of water. We cannot make them sink or float unless we change them in some way. God made them to either sink or float. Talk about each object with the children to see if they think that object will sink or float. Then have a child gently set it on top of the water. Did it sink or float? God is sovereign. God is in charge of everything.
- Children's Play Tunnel:** Bring an expandable plastic tunnel to class. (Marilyn has one available.) Have the children crawl through it and describe what they saw and how they felt. In today's Bible Adventure, David and his men must crawl through a tunnel to get into the city of Jerusalem. The tunnel in today's story was filled with something that is not in our tunnel. Be sure to listen to the Bible Adventure to hear what the men had to crawl through.
- Pounding Center:** Provide building tools for the children to practice pounding and sawing. Some suggestions include the Cobbler's Bench, wood hammers and golf tees in Styrofoam blocks, or real

hammers and nails with close supervision. King David was successful in getting Jerusalem for Israel. The king of Tyre sent wood and men to Jerusalem in order to build a fine palace for King David.

---

- Sad News Picture Activity: (2SM01ECGF1)** Provide some sand or fine dirt (for the Amalekite's head) and material scraps for the children to glue onto the picture. They can finish coloring the picture with crayons. When David and his men heard the sad news that King Saul and Jonathan had died, they tore their clothes and cried.
- "Building Jerusalem" Play Dough Center:** Bring heavy wooden blocks or other hill-like objects on which the children can build the city of Jerusalem with play dough. Emphasize that the city of Jerusalem was built on a hill and was surrounded by thick walls. In today's Bible Adventure, David and his men wanted to capture the city of Jerusalem from their enemies, the Jebusites.
- Abner & Joab Puppets: (2SM01ECGF6)** Supplies: One Abner and one Joab picture per child, stapler, crayons, glue. Before class, prepare puppets to help tell the children today's story. Copy the GF6 pictures of Joab and Abner on cardstock. Let the children color the pictures and cut them out. (For greater stiffness, have the children glue their pictures to the inside of a cereal box or other heavy paper). The tabs will become your stand for the puppet. Cut the puppet out, and make sure to leave long enough tabs to staple them together for a stand. The puppets can be used as finger puppets, or they can stand by themselves. Be sure to emphasize the fact that Abner was the army commander for King Ish-Bosheth of Northern Israel and Joab was the army commander for King David of Judah.
- Samuel Review:** Choose one of the review activities from last week to review where we are at in scripture.
- Tape the Crown on David: (2SM01ECGF7)** Tape a GF7 picture of David on the wall (or ask a teacher to sit quietly and be David). Provide children with small pictures of a crown to color. Take turns blindfolding them, turning them in circles, and letting them tape (with double stick tape) the crown to the wall. Have fun laughing about all the places the crown ends up. David will be crowned king in our Bible Adventure story today. He was God's choice of king over Israel.



### **Book:**

#### **Presentation Ideas -**

- Color and mount the **2SM01ECGF1, 2SM01ECGF2, 2SM01ECGF3, 2SM01ECGF4, and 2SM01ECGF5** pictures on construction paper. Show them as you tell the Bible Adventure. Save them for future lesson review.
- Seating Arrangement:** Have the class divided in half and sitting in lines facing each other (V-shape will make it easier to see the pictures). Explain that one line represents the army of Abner and the other the army of Joab. They are to listen to the Bible Adventure in this position. When the Aim Questions are asked, the teacher reads from behind one team and someone from the other team volunteers an answer. Each team should be given the same number of questions. (You may want to add a few more questions to the lesson.) It is a battle of questions and answers, but there is no need to identify which army is which.

#### **Bible Adventure for 2's & 3's:**

*(Show the 2SM01ECGF1 picture.)* King Saul and his army fought a big battle against the Philistines and the Philistine enemies won. Saul and his sons were killed and, as soon as the news got to David, he was very sad.

*(Point to the Amalekite messenger.)* A messenger brought the bad news about the army of Israel being defeated in battle and gave King Saul's crown to David. David was sad for Israel because the Philistines would think that their idols were stronger than the God of Israel. David cared about what people thought of God. David always wanted to honor the sovereign God.

David asked God what he should do now that King Saul was gone. God told him to go to the land of Judah, so David and his family moved there with all of his fighting men and their families.

*(Show the 2SM01ECGF2 picture.)* The elders of Judah anointed David as their king. They were happy to see him, but not everyone in Israel wanted David to be king. After several battles were fought between the Israelites and the men of Judah, it was clear that God was with David because his army won every battle. It was time for David to rule over all of Israel.

*(Show the 2SM01ECGF4 picture.)* David decided that the city of Jerusalem would be a good place to rule Israel. But a people called the Jebusites were already living in Jerusalem. David and his men marched to Jerusalem to attack the Jebusites who were enemies of David's. The Jebusites were sure that David could not get into the city walls because the walls were strong and the city was on a hill, so they felt safe. The Jebusites shouted to David, "You will never get in here; even the blind and the lame can keep you out."

David knew that God was stronger than the Jebusite enemies. David figured out a way to get into the city without the Jebusites knowing. He and his men lowered themselves down a deep water well, crawled through a tunnel that was half filled with water, and came up on the inside of the city walls! God gave David's men strength to win over the Jebusites and King David took Jerusalem as his own city.

*(Show the 2SM01ECGF5 picture.)* Jerusalem was called the City of David because that is where King David ruled over all of Israel. David became more and more powerful, because the sovereign LORD was with him. In Jerusalem, David built a palace. David knew that God had made him king of Israel and that God was making his kingdom strong. David wanted to honor the sovereign LORD in his kingdom.

**Prayer:** Dear God, You are sovereign and in charge of all things. I want to honor You by obeying every time, like David. In Jesus' name I pray, amen.

### **Bible Adventure for 4's, 5's & K-**

*(Show the review 1SM06ECGF4 picture.)* God let the Philistines win the battle over the Israelites because it was time for David to become king of Israel. King Saul and his three sons, including Jonathan, David's best friend, died on Mount Gilboa on the same day.

*(Show the 2SM01ECGF1 picture.)* An Amalekite who saw King Saul laying on the mountain, took Saul's crown off his head and the band off his arm, and took them to David at Ziklag. The Amalekite looked terrible with his clothes torn and with dust on his head.

David said to the man, "What happened? Tell me!" The man told David about King Saul and Jonathan dying on the mountain. When David and his men heard the bad news, they tore their clothes and cried. All day long they cried because the Philistines had won the battle over the Israelites and King Saul and Jonathan were dead.

David sang a sad song. *(Sing the second and third verses of "You Have Spoken" slowly, like a dirge.)* David was not glad King Saul was dead even though it meant that Saul would not chase him anymore. David was sad for Israel because the Philistines would think that their idols were stronger than the God of Israel. David cared about what people thought of God. David always wanted to honor the sovereign God.

*(Show the 2SM01ECGF2 picture.)* After awhile, David asked God what he should do. He asked, "Should I go up to one of the towns of Judah and live there?" God said, "Yes, go to Hebron." When David moved his family and his mighty men's families to Hebron, the elders of Judah came to anoint David's head with oil as a sign of his being king over the people of Judah.

*(Show the 2SM01ECGF3 picture.)* Not everyone in Israel wanted David to be king. *(Point to Abner.)* Saul's mighty army commander, Abner, knew that God wanted David to be king over all of Israel, but he didn't want that to happen. Abner and his strong soldiers made Saul's fourth son, Ish-Bosheth, king over the upper (northern) part of Israel, and so there were two kings again. Oh, no! There was King David who was supported by strong Joab, and there was King Ish-Bosheth who was supported by strong Abner. Who would win between the two kings? Who do you think would become the only king of Israel? Yes, David, because God said so. God is the sovereign LORD, and He is in charge of kings.

Abner and his army, who were supporting King Ish-Bosheth, went to the pool of Gibeon, and Joab and his army, who were supporting King David, also went to the pool of Gibeon. They sat across from each other on either side of the pool. Abner said to Joab, "Let's have twelve men from each side fight each other to see who wins."

Joab said, "All right, let them do it." Twelve men who followed Abner and King Ish-Bosheth stood up, and twelve men who followed King David and Joab stood up. The fight began, and by the time it was all over, King David's men had won the fight.

The men went back to their homes. Abner said to King Ish-Bosheth, "God has said David will be king, and it is time for me to help that happen. I am going to go to Hebron and tell David that I am done fighting against him. It is time for him to rule over all of Israel." (*Put a large "X" through Abner on the picture.*)

King Ish-Bosheth became afraid because, without Abner, he was not strong enough to be king. (*Put a large "X" through Ish-Bosheth on the picture.*) Before long, two men sneaked into King Ish-Bosheth's bedroom and killed him while he was sleeping.

All the elders of all the tribes of Israel came to David at Hebron and said, "The LORD has said you will be the only king over all of Israel. We want you to be all of our king, not just king over Judah." This time, all the elders of Israel anointed David's head with oil to signify that he was king over all Israel.

(*Show the 2SM01ECGF4 picture.*) David decided that Jerusalem would be a good city where he could rule. David and his men marched to Jerusalem to attack the enemy Jebusites who were living in Jerusalem and take it from them. The Jebusites were sure that David could not get into the city walls to drive the people out. The walls were strong, and the city was on a hill, so they felt safe. The Jebusites shouted to David, "You will never get in here; even the blind and the lame can keep you out."

David knew that God was stronger than the Jebusite enemies. David figured out a way to get into the city without the Jebusites knowing. He and his men crawled down a deep water shaft, crawled through a tunnel that was half filled with water, and came up on the inside of the city wall. God gave David's men strength to win over the Jebusites, and King David took over Jerusalem as his own city.

(*Show the 2SM01ECGF5 picture.*) Jerusalem was called the City of David because that is where King David ruled. David became more and more powerful because the sovereign LORD was with him.

The king of Tyre sent wood and men to Jerusalem in order to build a fine palace for King David. David knew that God had made him king of Israel, and that God was making his kingdom strong. David wanted to honor the sovereign LORD in his kingdom.

**Prayer:** Dear God, You are sovereign and in charge of all things. I want to honor You by obeying every time, like David. In Jesus' name I pray, amen.



### Look:



**Aim Questions:** These can be used as weapons between the two armies of Joab and Abner as described in the Book section.



**Snack:** Talk about the fact that through David's children, Jesus would be born. David was king of Israel and honored God. He was blessed with the promise from God that the greatest King of all would come through his family. Show the children a Christmas picture book as you explain that King Jesus was born.



**Building the City of David (Jerusalem): (2SM01ECGF8 and 2SM01ECGF9)** Materials needed: Scissors, glue stick, crayons, pattern from GF8 activity page, and GF9 animals, people, and houses. Have the children glue or tape all the GF9 things that God blessed King David and his people with in their city of Jerusalem. This city was very important and represented God's sovereign plan for His people.



**"We're a Little Army" Finger Play:** (*tune: "I'm a Little Teapot"*)  
We're a little army, (*Point to self with thumb.*)  
With God's Word.  
Here is our weapon, (*Open hands like book.*)  
Have you heard? (*Hand behind ear.*)  
When we get all steamed up, (*Raise arm in air.*)  
We just shout: (*Cup hands around mouth.*)  
"God's in charge, and there's no doubt!" (*Point upward.*)



**Action Review:** Review the Bible Adventure with the children following your actions. The following are some actions to use. It would be best to put a list on the wall that you can see easily.  
King Saul and his three sons died in battle. (*Fall to the ground.*)  
This made David very sad. (*Rub eyes.*)  
David wanted to honor God. David prayed to God. (*On knees, hands folded.*)  
David moved his family to Hebron. (*Pretend to pick up something; walk in place.*)

David became King of Judah.	<i>(Hands on head to form a crown.)</i>
Abner and strong soldiers made Ish king of Israel.	<i>(Flex muscles, form crown.)</i>
Now there are two kings!	<i>(Two fingers in air.)</i>
God is in charge of all kings.	<i>(Point up.)</i>
Twelve men from each king fought, and David's men won.	<i>(Box air, raise one hand in air.)</i>
King Ish died.	<i>(Fall on ground.)</i>
Elders in Israel wanted David as their king, too.	<i>(Hands form crown.)</i>
David and his men marched to Jerusalem.	<i>(March in place.)</i>
They crawled through a tunnel to get inside the city.	<i>(Crawl.)</i>
God helped them win over the Jebusites and take over the city.	<i>(Arms raised.)</i>
King David was powerful because the sovereign LORD was with him.	<i>(Hands form crown, point up.)</i>

Go through the review again, leaving out key sections of the statement and see if the children can fill it in and act appropriately. Or let another teacher lead the children in an action and you guess what section of the Bible Adventure they are representing. Or use rhythm sticks and beat the rhythm of each statement as you go over it again.

- The Battle of Judah and Israel:** Divide an open space in half with a line of chairs. Sit one half of the class on each side of the line facing each other. On a signal from the teacher, the armies stand up and start to throw yarn balls over the chairs and into the enemy camp. Stop the throwing with another signal and count the balls on each side of the line of chairs. The army with the cleanest side wins the battle. Repeat as time allows.
- Rice Review:** In a large box or pan of rice, use small Fisher-Price people to represent the two armies in today's Bible Adventure. Designate David's men and Joab from King Ish-Bosheth and Abner's men by tying a piece of yarn around their necks. Make markers to show Judah, Israel, and Jerusalem (pennant shape on a straw stuck in the rice). Place a piece of yarn in the rice to divide it in half, removing it after David becomes King over both Judah and Israel. As you review David becoming king and wanting to please and honor God, place a small pipe cleaner crown on his head.
- Verse Chants:** As you say the memory verse in segments, ask the children to repeat after you.
- Team Fighting and Memory Verse Review:** Tape wide strips of construction paper (red for one team and blue for the other) to the children's arms, or tie on a strip of fabric. Divide the class into teams (King David and Joab or King Ish and Abner), wearing the arm bands. While your hand is in the air, the children can box the air as if fighting. Drop your hand and they say the verse together.
- ④ **David King of Judah Map: (2SM01ECGF10 and 2SM01ECGF11)** Trace the heart outline over Judah and glue King David and King Ish-Bosheth's pictures over their respective kingdoms. Have the children color the map and review the story. Who had a heart after God's own heart? (King David.) Was it right that Abner made Ish-Bosheth king over Northern Israel? (No. God had said that David would be Israel's next king.) King David ruled over Judah for 7 1/2 years before God fulfilled his promise to David to rule over all Israel.
- ④ **Magnetic Soldiers: (2SM01ECGF10 and 2SM01ECGF12)** Materials: Paper clips, magnets, 2 large cookie sheets, cut outs of King David, Commander Joab, King Ish-Bosheth, Commander Abner, and soldiers, map of region. Tape or glue the pictures of the kings and soldiers to paper clips. Enlarge the GF10 map to fit the cookie sheets. Show the children the region where King David's and King Ish-Bosheth's men were in battle against each other. By moving a strong magnet back and forth under the cookie sheet, you can move the soldiers from one place to another. You can have the children role play (4-5) with the kings and the soldiers, moving them back and forth. Sing "I'm in the Lord's Army" while playing with the paper clip men.
- ④ **Matching Game:** Materials needed: The activity page with King David, King Ish-Bosheth, Commander Abner, Commander Joab, crowns and swords crayons, scissors, glue stick. After the review, work with the children matching the crowns to the proper King and the sword to the proper commander. The children may color to match the item with the individual if they wish. God was in charge even though some of the kings and their armies did not obey.

- ④ **Relay Game:** Divide the class into two teams, the Davids and the Ishes. One at a time, a team member crawls on the floor to the other side of the room and returns walking and beating the air as if fighting. See which team wins. Review what actually happened in the adventure.
- ④ **Tunnel Crawl:** With children standing in a line, arms on the shoulders of the children in front of them and legs spread apart, instruct the child at the back of the line to begin crawling through the legs of the other children to get to the wall of Jerusalem. As soon as there is a new “last child in line,” he begins to crawl also. They might have to travel through the tunnel two or three times to reach the wall!
- ④ **Jebusite Obstacle Course:** Set up obstacles around the outside edge of the classroom to make the course into one large circle. Include items that can be climbed over, crawled under or through, be jumped off of, and squeezed between. Demonstrate how the course is to be gone through, and then start the class at a couple of different locations to allow everyone to move sooner. David and his army went through some tough obstacles to get into the city of Jerusalem. They were able to make it and to capture the city for the people of Israel.

### Songs:

- You, O Sovereign LORD** (tune: “I’m in the Lord’s Army”)  
 You, O Sovereign LORD, ha-ave spo-oken. You ha-ave spo-oken. You ha-ave spo-oken.  
*(Point to the sky, then cup your hands around your mouth.)*  
 You, O Sovereign LORD, ha-ave spo-oken, “David is the king.”  
*(Sling a slingshot twice around your head like a lasso, then extend your arm like a scepter.)*  
 David is the king. David is the king. *(Continue the lasso/scepter motion.)*  
 You, O Sovereign LORD, ha-ave spo-oken, “David is the king.”  
**(Verse two)**  
 How the mighty Saul and Jonathan, Saul and Jonathan, Saul and Jonathan. *(Flex arm muscles.)*  
 How the mighty Saul and Jonathan, fell on that sad day. *(Slouch like a rag doll.)*  
 Fell on that sad day; fell on that sad day. *(Slouch the other direction, then back again.)*  
 How the mighty Saul and Jonathan, fell on that sad day.  
**(Verse three)**  
 How the mighty David and all his men. . . cried on that sad day. *(Pretend to cry.)*  
**(Verse four)**  
 How the mighty David became the king. . . because the LORD said so. *(Crown yourself; point to the sky.)*


- Our God is a Sovereign God** (tune: “Our God is an Awesome God”)  
 Our God is a sovereign God  
 He rules in Heaven above  
 With wisdom, power, and love,  
 Our God is a sovereign God.



### Took:

- “Where Is David?” Peep Box: (2SM01ECGF5 and 2SM01ECGF13)** Assist the children in decorating their own white pie box with markers and stickers. Cut a window, leaving one side attached so that it can be opened. Color the GF5 picture of David in Jerusalem, adding glitter for a crown. Glue the picture inside the box before closing it. Glue the memory verse on the box also. Memory verse stickers can be made by copying the GF13 page onto 1” x 2 5/8” laser labels.


- King David Puppet: (2SM01ECGF13)** Cut a paper plate in half and staple the flat edges together to make a cone shape. Draw a line (about an inch from the point of the cone) to show where the head begins. The face could be a happy face sticker or simply draw a face. Let the children decorate their David cone robes with scraps of fabric to make it look like a king's robe. They can stick a GF13 memory verse sticker on the robe. Memory verse stickers can be made by copying the GF13 page onto 1" x 2 5/8" laser labels. Poke arm holes in the sides and put a straw or piece of chenille wire through for arms. (You can hang fabric pieces on them for the sleeves.) Tape yarn on for hair and add a chenille wire crown. Let the David puppets tell the Bible Adventure to child's family and friends. Practice before the children leave the room.
- Preschool Page for Parents: (2SM01ECPPP)** Send a page home with each child, encouraging parents to reinforce the Bible truths at home. Spend a few minutes before the children go home creatively reviewing the song and memory verse.




An Amalekite brought David the sad news that Saul was dead.




The elders of Judah anointed David's head with oil as their king.



Abner supported Ish-Bosheth against David's army commander, Joab.

















David and his men found a way to take Jerusalem from the Jebusites.




King David ruled the Israelites from his palace in Jerusalem.






















# Abner and Joab Puppets





GOD gave David a city. This was in Jerusalem.





Promised Land  
of Israel

Mediterranean Sea

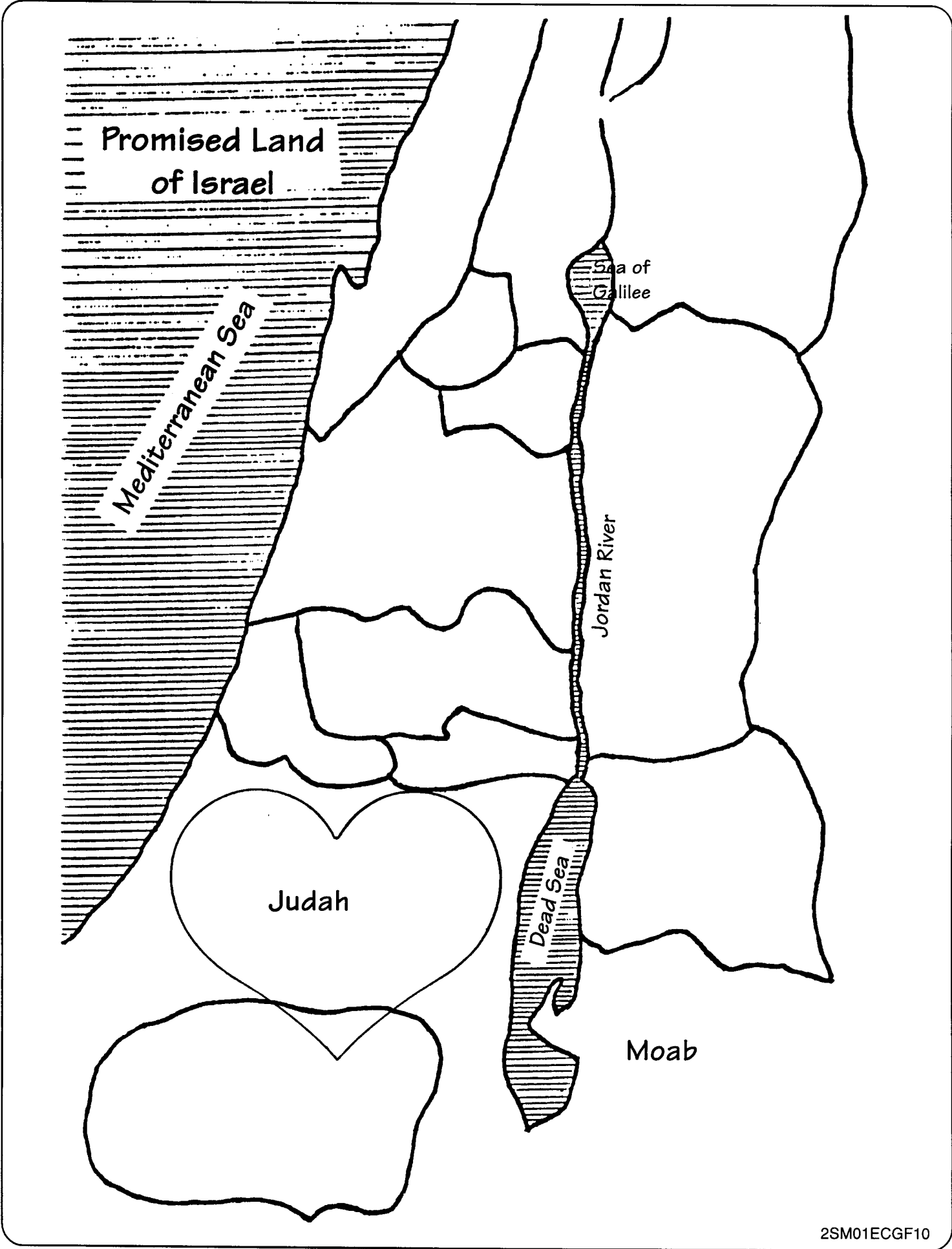
Sea of  
Galilee

Jordan River

Judah







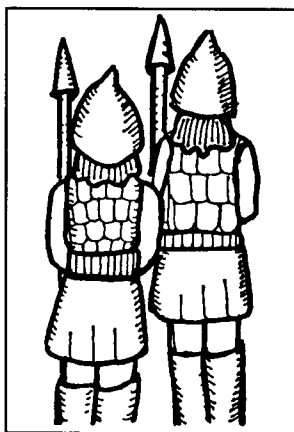





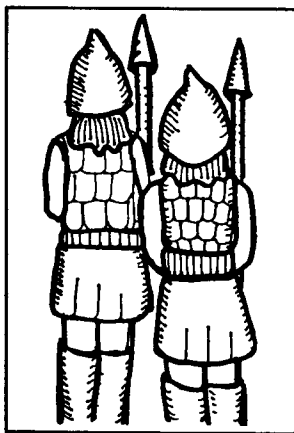



Dead Sea

Moab






# Magnetic Soldiers





December 3, 2000  
2 Samuel Chapters 1 to 5:16



## This is what I learned today!

Last week, we talked about God being in charge of everything, even kings. This week, we used the word "sovereign" to teach the same concept. The elders of Judah made David king, but not everyone in Israel wanted David to be king. Saul's army commander, Abner, fought against Joab, David's army commander. David's army won, and Abner conceded the fact that David was God's choice to be the next king. That is when the elders of Israel anointed David with oil showing he was king over all Israel. David wanted to rule Israel from the city of Jerusalem. David knew that it was God who had made him king of Israel and given him Jerusalem. He wanted to honor the sovereign LORD in his kingdom.

### Today's Memory Verse

**You, O Sovereign LORD, have spoken.  
2 Samuel 7:29b**

### Sovereign Says



Play a variation on the "Simon Says" game for preschool children. Make a simple crown (you can use a doily on the head or a wooden spoon for a scepter) to signify which child is the "sovereign." The child gives a simple command to the rest of the family, like "Sovereign says, 'Clap your hands.'" Each person must do what the "sovereign" commands. Let each of the family be the sovereign and give several commands. Have fun and laugh a lot.

Tell your children that God is truly sovereign, so we must want to do everything He commands in the Bible.

### You, O Sovereign LORD

(tune: "I'm in the LORD's Army")

You, O Sovereign LORD, ha-ave spo-oken.

You ha-ave spo-oken. You ha-ave spo-oken.

(Point to the sky, then cup your hands around your mouth.)

You, O Sovereign LORD, ha-ave spo-oken; David was the king.

(Pretend to place a crown on your head.)

David was the king. David was the king.


You, O Sovereign LORD, ha-ave spo-oken; David was the king.

### Our God Is a Sovereign God

(tune: "Our God Is an Awesome God")

Our God is a sovereign God; He rules in heaven above

With wisdom, power, and love; our God is a sovereign God.



The sovereign God chose David to be king of Israel.