

Materials I Need:






Legend:

-  = Option 1, Appropriate for 1st – 2nd Grade
 = Option 2, Appropriate for 3rd – 6th Grade

Focus and Memory Verse:

“And he [David] became more and more powerful, because the LORD God Almighty was with him.”
2 Samuel 5:10

Hook:

- God Is Truth! (Discussion).**  Ask the students the following questions: Have you ever told a lie? Do you think your parents have ever lied? Do you think that kings and presidents have ever lied to their people? How does it make you feel when someone you know doesn't tell the truth--especially when that person is in a position of great power? But did you know that there is one King who never lies? In fact, it is impossible for Him to do so. Do you know who that King is? That's right, it's God! The Bible clearly tells us that God does not lie (cf. Titus 1:2). That means that whenever God speaks a word to us, it is always true and will always be true. No matter what we think or feel about God's words, they are true. Today they're going to see how God spoke some words many years before it actually occurred, and how nothing could stop His truth from really happening!
- Duties of a King (Role Play/Discussion).** ,  Bring in props and take turns dressing and treating the students royally. On a piece of butcher paper taped to the wall draw a picture or outline of a king. Ask the students what kinds of character qualities are seen in a good king. What might happen to a country ruled by a bad king (review some of the things that happened under the rule of Saul). Write inside the drawing of the king on the wall the good character qualities discussed. Now talk about what some of the duties of a king might be. What are they responsible for? Do they have people who help them, or do they do everything by themselves? Do we still have kings today? What is the difference between a king and a president? This morning as they begin their study of 2 Samuel, they will begin to learn about King David—a man after God's own heart. As the period of the judges ends, and the period of the kings begins, they can already see the difference between a king who strayed from God and one who stayed close.
- From Judges to Kings (Discussion/Craft).** ,  1st and 2nd Samuel mark the end of the period of judges and the beginning of the period of kings for the nation of Israel. Because this morning's lesson may be difficult for the younger ones to follow, you may want to concentrate on simply getting this transitional point across. Review events and people from the period of judges, and transition from Samuel (the last judge) to Saul the first king. This morning the students will hear how David came into power as God's chosen king over Israel. Talk about some of the differences between a judge and a king so that they can understand how things are now changing. Construct the wig/crown hat as shown in **2SM01.GF1**. This craft will help the students remember that they are now leaving the judges and learning about the kings of Israel. They may wear these hats throughout the morning's activities.

Who is King David? (Discussion/Craft). 🦋, 🦋 Using construction paper or poster board, help the students to construct crowns. Along the same line as the discussion above, outline the qualities found in a righteous king. Write these qualities somewhere on the points or peaks of the crown. On the headband portion of the crown, write “a man after God’s own heart.” This morning the students will see how David, God’s chosen king, rose to the leadership of Israel. As he remained loyal to God, God blessed Israel. Allow the students to wear their crowns throughout the morning.

Can We Talk? (Casual Discussion). 🦋, 🦋 Sit on the floor with a small group of students and discuss a time when someone may have mistreated them. This might be a sibling, friend, or school chum. If you share some things that have happened to you, this will help them think of times when someone has hurt them. How do we feel when someone takes advantage of us, makes fun of us, gets us into trouble without cause, or physically hurts us? Discuss the emotions and feelings of revenge that we all experience. Have you ever been glad when that person who hurt you gets hurt? Remember our friend David? He was being chased and threatened by Saul. Saul was very jealous of David and wanted desperately to kill him. In the Bible Adventure this morning, the students will learn of David’s reaction when he found out that this man, who had been tormenting him for years, was dead. What do you think his reaction was?

As a secondary part of your discussion, talk about lying. Have you ever lied? Why do we lie? How do we feel when we lie? Does God think that it’s all right for us to lie? Can God ever lie? Why or why not? God cannot lie. He is a righteous, holy, and perfect God and therefore can never lie. All His words to us in the Bible are true, and we can trust Him to never say anything that is false. He told Saul that David would replace him as king over Israel. Explain that this morning the students will learn how that actually happened and how God is in control and knows everything that will happen.

Timeline Review (Activity). 🦋, 🦋 Divide the students into small groups with one adult in each. Supply each small group with a single set of the eleven pictures. Students will work as a team to arrange an accurate timeline of the events that have led up to the establishment of David’s monarchy. The pictures (**2SM01.GF2 Pgs. 1-11**) will need to be prepared so that the edges of each picture will fit exactly with the preceding and the next picture in the chronology. To do this, simply put the pictures in order and overlap their edges to the dotted lines. With scissors, cut a unique curve within the overlapping inch so that only those two pictures can be placed next to one another for a perfect fit. Leaders should encourage the students as they work, discussing the significance of the events with regard to God’s sovereignty. If time permits, have students find each event in the Scriptures and site its reference on the timeline. Challenge the class to predict what the next event will be in the timeline and in today’s Bible lesson.

Geography Review (Map). 🦋, 🦋 Use the map of Israel to review what happened during the reigns of Ish-Bosheth and David, **2SM01.GF3**.

I Spy David (Game). 🦋 The teacher will secretly choose one student to be David. That person becomes “it.” Explain to the class that you have chosen a person to be David and he will be winking at the other students secretly. When they are winked at, they become one of David’s mighty men, and they must sit down. The object is to discover which student is David before he has made everyone into his mighty men. If a student figures out who David is, he or she must go and tell the teacher before being winked at, as well. A new David is chosen, and the game continues.

The Whirlpool (Object Lesson). 🦋, 🦋 Fill a small-sized garbage can half way with water. You could also use a large pot. Give the students pieces of paper or even small pieces of wood with actions from the story written on them. (Abner leads an army against David, Saul tries to kill David, etc.) Use a large wooden spoon or stick to begin stirring the water until it makes a whirlpool. Have the students take turns dropping their papers into the water. As the pieces drop in, explain to the students that the water hardly slows down. The teacher needs to continue stirring. God, in the same way, has a plan that cannot be stopped. No matter what men threw in the way, God’s plan to put David on the throne could not be stopped.



Cast of Characters (Game). 🦋, 🦋 Today's Bible adventure has many characters with odd names by today's standards. Because of this, some students may find the story difficult to follow. When this happens, the students' minds may wander and they may miss what God's Word has for them. The point of this game is to have the students become familiar with the cast of characters and have in mind whose "side" they are on.

1) Use the pictures from **2SM01.GF4 Pgs. 1-7**. You may color them or leave them uncolored. If you color them, make sure that these pictures and the BOOK presentation pictures match each other in hair, eye, and clothing color. (For example, if Joab has brown hair, blue eyes, and wears red in one picture, he should in the other as well.) Mount the pictures of David, Joab, and the elders of Judah on one color of construction paper. Mount the pictures of Saul, Ish-Bosheth, Ish-Bosheth's two commanders, and Abner on a contrasting color of construction paper.

2) Use two sheets of butcher paper, one colored to match David's color of construction paper and one to match Saul's. With a thick marker, write Judah in large letters on the sheet that matches David. In the same way, write Israel on the other. Put these up on the walls at opposite sides of the room.

Clear a large play area for this game. Show the students the two sheets of butcher paper. Explain that Judah is where David's family lives. Israel is where Saul's family lives. Bring the students to the middle of the room. Hold up each picture and read the brief description below the picture. Tell the students that you will give them a few practices where you will call out the name/description on the picture AND hold it up for them to see. Their job is to run to the side of the room that represents the side that person is on and yell either "Judah!" or "Israel!" After the practices, they must listen for the name/description and remember which side to run to as they call out. You will show the picture afterward to see which students remembered correctly. The students should return to the middle of the room after each time in preparation for the next. When the game is over, tell the students to listen carefully to the Bible Adventure to hear what happens to each of the characters.



Book:

Presentation Ideas -



The Amalekite Lies Before David and His Mighty Men (Illustration/Coloring Page). 🦋, 🦋
2 Samuel 1:2-10, **2SM01.GF5**.



David Mourns Over the Deaths of Saul and Jonathan (Illustration/Coloring Page). 🦋, 🦋
2 Samuel 1:12, 17ff, **2SM01.GF6**.



David Is Anointed by the Elders of Judah (Illustration/Coloring Page). 🦋, 🦋 2 Samuel 2:1-4, **2SM01.GF7**.



Abner Makes a Covenant with David (Illustration/Coloring Page). 🦋, 🦋 2 Samuel 3:20-21, **2SM01.GF8**.



Joab Kills Abner at the Gate (Illustration/Coloring Page). 🦋, 🦋 2 Samuel 3:26-27, **2SM01.GF9**.



David Is Anointed and Appointed as King Over Israel (Illustration/Coloring Page). 🦋, 🦋
2 Samuel 5:1-5, **2SM01.GF10**.



Cast of Characters and Sounds (Role-Play). 🦋, 🦋 Use the pictures of today's lesson to make a cast of characters for the Bible Adventure. Enlarge each of the following: Abner, David, Ish-Bosheth, and Joab. Put them on a stiff paper or a piece of colored cardboard. As you tell the adventure, lift up the characters. For each one make up a sound that the students can use. For Abner, it could be a quiet "boo," for Ish-Bosheth it could be a "hiss," for David, it could be a "yeah," and for Joab, a questioning "hmm." For older students, choose different ones to hold up the character cards as you tell the adventure.

Bible Adventure for K – 2nd Grades –

While studying the book of 1 Samuel, we began by looking at the events surrounding the birth of the prophet Samuel. Remember? His mother, Hannah, had prayed fervently for a child, and God gave her Samuel. Samuel grew to serve the Lord and anointed Saul as Israel's first king. But Saul was not faithful to obey God so God promised to remove the throne from Saul and his family and give it to a young man named David. Unlike Saul, David wanted to serve God with all his heart. In fact, David was referred to as "a man after God's own heart."

1 Samuel ends with Saul taking his own life and his sons dying in battle. We're now off to study the book of 2 Samuel. It opens with David being stationed in the town of Ziklag. While there, an Amalekite in ragged clothes came and fell on the ground before David. He explained that he had just come from the battlefield where the Philistines had defeated Israel. He wanted to impress David so he launched into a big lie about how he had seen Saul fall on his sword but still had not died. He said Saul asked to be killed so he obliged and killed him. He brought David Saul's crown and royal bracelet to prove his story.

But David was not impressed. In fact, it was quite the opposite! David declared that no one should kill God's anointed king. He immediately instructed one of his mighty men to kill the Amalekite on the basis of his own lie.

Afterward, David sang a song of sadness over the death of Saul and his dear friend Jonathan. Despite the fact that Saul had attempted to take David's life on 20 different occasions, this man after God's own heart mourned their loss and graciously lifted up both men.

The time had come for David to be crowned the king of Israel. Unlike Saul, David asked God what he should do. God directed him to go to Hebron where he would be anointed as king over Judah. David's family was from Judah and the men of Judah wanted him as their king. But the rest of Israel was united by Saul's cousin, Abner, the general of Saul's army. Abner proclaimed Saul's remaining son, Ish-Bosheth, as king over Israel.

During this time, a war broke out between the family of Saul and the family of David. But since the Lord was with David, he continually grew stronger and stronger. At one point, Abner came up against Joab, David's army general. One of Joab's brothers chased after Abner in order to kill him and take his armor. But Abner ended up killing Joab's brother. Joab tried to chase Abner down but finally called it quits. However, Joab would not forget his brother's death.

Abner grew more and more powerful in Israel. One day King Ish-Bosheth insulted Abner. In anger, Abner turned against his king and defected to David's side. He sent word to David asking for a covenant so that David might reign over all of Israel. When David heard this request, he accepted it readily. Abner then gathered the leaders of the tribes of Israel and shifted their loyalty away from the house of Saul to the house of David. With this accomplished, the kingdom would shortly be united under King David.

However, Joab still had not forgotten that Abner had killed his brother. In a stroke of revenge, Joab hunted down Abner and killed him. When Ish-Bosheth heard of this, he feared for his life. Two of his commanders sneaked up on him while he was sleeping and killed him. They brought news of the killing to King David, thinking that he would be pleased. But when David heard of their murderous acts, he demanded that they be killed for what they had done to an innocent man.

With Ish-Bosheth no longer in power, David was now king over all of Israel and Judah. One of the first things he did was to establish Jerusalem as the capital city of Israel. David reigned over Israel for a total of 40 years.

David knew that the Lord was with him and that it was the Lord alone who had raised him up to be the king over Israel. David grew stronger and stronger as the hand of God was upon him and the nation. The dark days of Saul were over and the new bright days of David had just begun.

We know from this story that the words of God are always true. God told Saul, "Your kingdom will not endure; the LORD has sought out a man after his own heart and appointed him leader of his people." (1 Samuel 13:14a) Roughly 30 years later that is precisely what happened. God raised up David to be king over His people. Despite all the attempts to keep David from being king, nothing could stop the sovereign hand of God from accomplishing what He set out to do.

What was true for Israel thousands of years ago is true for us today because God never changes. God always speaks the truth and He cannot lie. He also knows what is going to happen in the future because He controls it. Therefore, when the Lord says that something is going to happen, it will indeed happen.

What is your response when you hear the Word of God? Do you really believe the promises God has made to His people? Do you really believe that all that God has said in the Bible is true because He can't lie? Let's joyfully put our trust in the Word of God because we know it will never let us down!

Bible Adventure for 3rd – 6th Grades –

In 1 Samuel, we find some of the history of God's chosen people, the nation of Israel. The book covers the 94-year period from the birth of Samuel the prophet to the death of Saul, the first king over Israel. It also introduces us to the man, David, who would become king after Saul's death. Actually, the books of 1st and 2nd Samuel were originally written as one book. So it's not surprising that when you begin to read 2 Samuel, it picks up the story where 1 Samuel left off, with the death of King Saul and his sons at the hands of the Philistines.

David had returned to Ziklag after pursuing and destroying the Amalekites who had captured their wives, and sons and daughters, and looted the city. The third day after David's return, a man in ragged clothing came and fell at his feet. This man, an Amalekite, told David that he had just returned from the battlefield where the Philistines had defeated Israel. Probably thinking that he would impress David, he claimed to have killed Saul after Saul begged him to. (We know from 1 Samuel 31 that Saul killed himself by falling on a sword.) Then the Amalekite said that he had taken Saul's crown and bracelet as proof that he had killed Saul and brought them to David.

The news of Saul's death and his sons' deaths grieved David and all his men, and they tore their clothes and wept for them and fasted until evening. Then David spoke to the Amalekite man again. To the man's surprise, David was not happy with what he said he had done. Saul had been anointed king by God's prophet, Samuel, and no matter what Saul had done, David knew that God's hand was the only one that had the right to remove him as king. David himself had had opportunities to take Saul's life, but did not do it because he knew it was not his place. Now this Amalekite claimed to have lifted his hand against the king of Israel. David instructed one of his mighty men to execute the Amalekite because he testified that he had killed Saul.

David continued to mourn over Saul and Jonathan and wrote a beautiful song in their honor, commanding that it be taught to all the children of Israel. Even though Saul had attempted to take David's life on at least 20 different occasions, this man after God's own heart truly mourned Saul's loss and honored him.

Now that David was free to go anywhere in the land, he asked the Lord where he should go. God directed him to the city of Hebron. Because David was from Bethlehem in Judah, the men of Judah were loyal to David, and they came to Hebron and anointed David king over Judah. But the remaining tribes of Israel were loyal to Abner, general over Saul's army. Abner placed Saul's son, Ish-Bosheth, as king over Israel. David ruled over Judah for seven and a half years, and Ish-Bosheth ruled over Israel for two years.

During this time there was war between Israel and Judah. Since the Lord was with David, he grew stronger and stronger, while the house of Saul grew weaker and weaker. In one battle, Abner came up against Joab, general of Judah's army. Joab's two brothers, Abishai and Asahel, were with him. Israel called a retreat, and Asahel chased after Abner in order to kill him and take his armor. Abner warned him to stay back and finally ended up killing Asahel. Joab and Abishai continued to pursue Abner, but when they caught up to him, they decided to declare a truce. However, Joab did not forget his brother's death at the hands of Abner.

Abner continued to grow in power in Israel, but one day when Ish-Bosheth insulted him, he turned in anger from Ish-Bosheth and gave his loyalty to David. He sent a message to David, asking that David make a covenant with him, and that Abner would help him become king over all Israel. David accepted his offer, and Abner went to work convincing the elders of Israel that David should be king.

Abner and David met at Hebron to talk about the covenant, and Abner left promising to gather all the people of Israel to David. Soon after he had gone, Joab returned from a raid. Learning that Abner had just left, Joab sent messengers after him and put in motion a deadly plan. Abner returned to Hebron and

met Joab privately. Joab then stabbed and killed him, finally getting revenge for his brother's death. When Ish-Bosheth heard of Abner's death, he was frightened for his own life. Two of his own captains, seeing that the power was shifting to David, sneaked into Ish-Bosheth's house in the middle of the day and killed him. They ran to David to tell him what they had done, thinking David would be pleased. They were very mistaken. David told them that they had killed a righteous man and would be executed for it.

Now that Ish-Bosheth was no longer in power in Israel, the nation's leaders came to David and anointed him king over all of Israel and Judah. David was 37 years old, and he ruled for a total of 40 years.

One of the first things David did as king of Israel was to march on Jerusalem, which was being held by the Jebusites. Jerusalem was in an ideal location, elevated with deep valleys on three sides, and a good water supply. Up to this point, the Israelites had been unable to permanently drive the Jebusites out of Jerusalem, but David conquered it, moved in, made it the capital of Israel, and called it the City of David. David had eliminated the Jebusites who stood between the northern and southern tribes of Israel. 2 Samuel 5:10 tells us: "And he [David] became more and more powerful, because the LORD God Almighty was with him." God's words to Saul, spoken some 30 years earlier, had come to pass. Remember them? In the midst of King Saul's rebellion, God said to him, "Your kingdom will not endure; the LORD has sought out a man after His own heart and appointed him leader of His people" (1 Samuel 13:14a). In spite of Saul's plotting and planning ways to stay in power, and in spite of his murderous plans to get rid of David, his rival, God's purposes stood firm. In spite of Abner's placing Ish-Bosheth on Israel's throne, God accomplished what he set out to do, and David became king.

If God never changes, if He always speaks the truth and cannot lie, if He sovereignly controls what is going to happen in the future, then what does that tell you about the written Word of God that we have today? God's words contained in the Bible will always come true. It's no different today than it was in David's time—when God says that something is going to happen, it will happen.

When you hear the Word of God, how do you respond? Are you confidently placing your trust in His words, knowing them to be true? Are you placing your future in His hands, knowing that whatever He has planned for you will surely be accomplished, all in His time? That assurance, that confidence, is worth more than any treasure, worth more than anything this world can promise you. Be joyful in God's unshakable plan for you!



Aim Questions:



1. **Who was the second king of Israel?** *David.*
2. **How did David respond to the lies of the Amalekite and why?** *He had him killed because he stretched out his hand against God's anointed.*
3. **Over what part of Israel did David rule for 7-1/2 years? Who ruled Israel during this time?** *Judah. Saul's son, Ish-Bosheth.*
4. **What role did Abner play in bringing the nation together under David's leadership?** *Abner defected to David and promised to swing Israel's loyalty to him, thus unifying the divided kingdom.*
5. **What was one of the first things David did politically?** *He established Jerusalem as the capital of Israel.*
6. **What promise did God make to Saul in 1 Samuel 13:14?** *That his kingdom would not last and would be given over to David.*
7. **What did you learn about God's character from today's lesson?**




Look:





Come-Along or Socket (Object Lesson).   Bring in a rope or cable come-along and set up a pulley system. Have a small box with pictures of David. Attach the rope to the box below the pulley. Run the rope through the pulley and to the come-along. When the pulley is set correctly, no matter in what direction you move the handle, the box will not go down. Have the students recount how different men tried to thwart God's plan. Explain that each action only helped David grow in the Lord and become a godly king. The ratcheting action will only lift the box. The same was true for God's plans for David. And the same is true for God's plans today. As an alternative, you can use bolts and a socket set. The action of the wrench only turns the bolt in one direction.


- From Judges to Kings (Craft).**   Each student will need:
2SM01.GF11 copied onto colored cardstock
¼" piece of round foam weatherstripping
¾" piece of ¼" dowel
5" x 5" cardboard square for backing
1 ½" x 2 ½" piece of cardboard for crown
3" x 4" piece of cardboard for stand
glitter
sequins
scissors


Have students follow the instructions on **2SM01.GF11** to complete this craft. For some, this lesson might have been difficult to understand due to all the details of each of the battles. 1st and 2nd Samuel presents the transition for Israel from judges to kings. This desktop picture frame craft can be placed on a desk or kitchen counter and hopefully will cause the students to remember this simple fact from the morning's lesson.



- God Knows What the Future Holds (Craft).**  Review with the students that, just as they learned this morning, God is in control of all future events. When He put Saul into the leadership of Israel, He knew that David would take over for him and that Israel would prosper under his reign. We can trust God with our future because His promises never fail. Have the students complete the craft according to the instruction sheet **2SM01.GF12**. Have them write the verses on the dotted lines provided on the face of the clock. Explain that as time passes by, we can be assured that God knows what the future holds.

- What Happened to Everyone? (Worksheet/Craft).**   Each student will need:
2SM01.GF13 Pgs. 1 & 2
markers or crayons
scissors
glue

Have the students cut out their pictures when they have finished coloring them. Read aloud (or call upon students to read aloud) each question. Ask a student to answer the question. Have the students glue the appropriate picture in the answer box.

- Promises, Promises, Promises (Worksheet/Discussion).**  Ask the students if they have ever made a promise to anyone about anything. To take this a step further, ask them if they have ever made a promise that they didn't keep. Discuss how the Bible tells us that it is impossible for God to lie (Hebrews 6:18). We are certain that, since God cannot lie, everything that He says will come to pass. So when God makes a promise, we can be assured that He will be faithful to keep it. Have the students look up the verses on **2SM01.GF14** which contain promises that God has made. Have them write down how His promises specifically relate to them.

- Aim Questions (Worksheet).**  Have students answer the aim questions about today's Bible Adventure, **2SM01.GF15**.

- Passage Review Questions (Worksheet).**   This booklet contains many questions from the Scripture passage covered in today's lesson. Students may work on them in class and complete them during the week at home, **2SM01.GF16**.

- 2 Samuel 5:10 (Memory Verse Song).**  Words and music for today's memory verse are available upon request from Children's Ministry.



Took:





God Keeps His Promises (Craft).   Each student will need:

1 hanger
2SM01.GF17 Pgs. 1-4
various lengths of yarn
scissors
glue

This morning we learned that God's Word is always true. Whatever He says will happen always comes to pass. God told Saul that he would lose the leadership of Israel and would be replaced by a man after God's own heart—David. We saw how this happened as we studied the first lesson of 2 Samuel. God has made promises to us, too, in His Word. Because God cannot lie, we can trust that every promise He makes is true. Using the instruction sheet, have the students construct the hanging rainbow craft that displays some of God's promises to us. Send these home for the students to hang in their bedrooms as a reminder of God's promises to us that He is faithful to keep.



Power Collage (Craft).   Provide the students with pre-screened magazines or a collection of magazine pictures (see the large collection of National Geographic magazines in Children's Ministry), an 11"x17" sheet of paper, scissors, and glue. Ask them to make a collage with the theme of power. Pictures that demonstrate some kind of power are appropriate. Ask them to fill in the edges of the paper and work inward leaving a 3" x 3" square in the center. At the appropriate time within the project, stop their work and introduce the centerpiece graphic (**2SM01.GF18**) to go into that center square, entitled "God's Power is Unstoppable." Discuss the significance of God's omnipotence in the context of today's Bible lesson.



God's Word is True (Craft).   Each student will need:

labels from **2SM01.GF19 Pgs. 1 & 2**
3 ¼" x 5 ½" piece of *Easy Felt*
1 "Jesus and the Children" sticker
small paper plate
scissors
black markers
glue

Have the students fold the paper plate in half. Next, have them staple or tape the two sides together right at the fold and then glue the label from **2SM01.GF19Pg. 2** to the front of the plate. Make one-inch slits two inches apart at the top edge of the plate and fold felt pieces in half to make a book. Have the students write BIBLE on the front with a marker (younger students will need this done for them) and their name on the back. Put the sticker inside the cover on the left side and glue the Bible verse from **2SM01.GF19 Pg. 1** on the right side. Put the Bible in the slits of the paper plate as a stand.

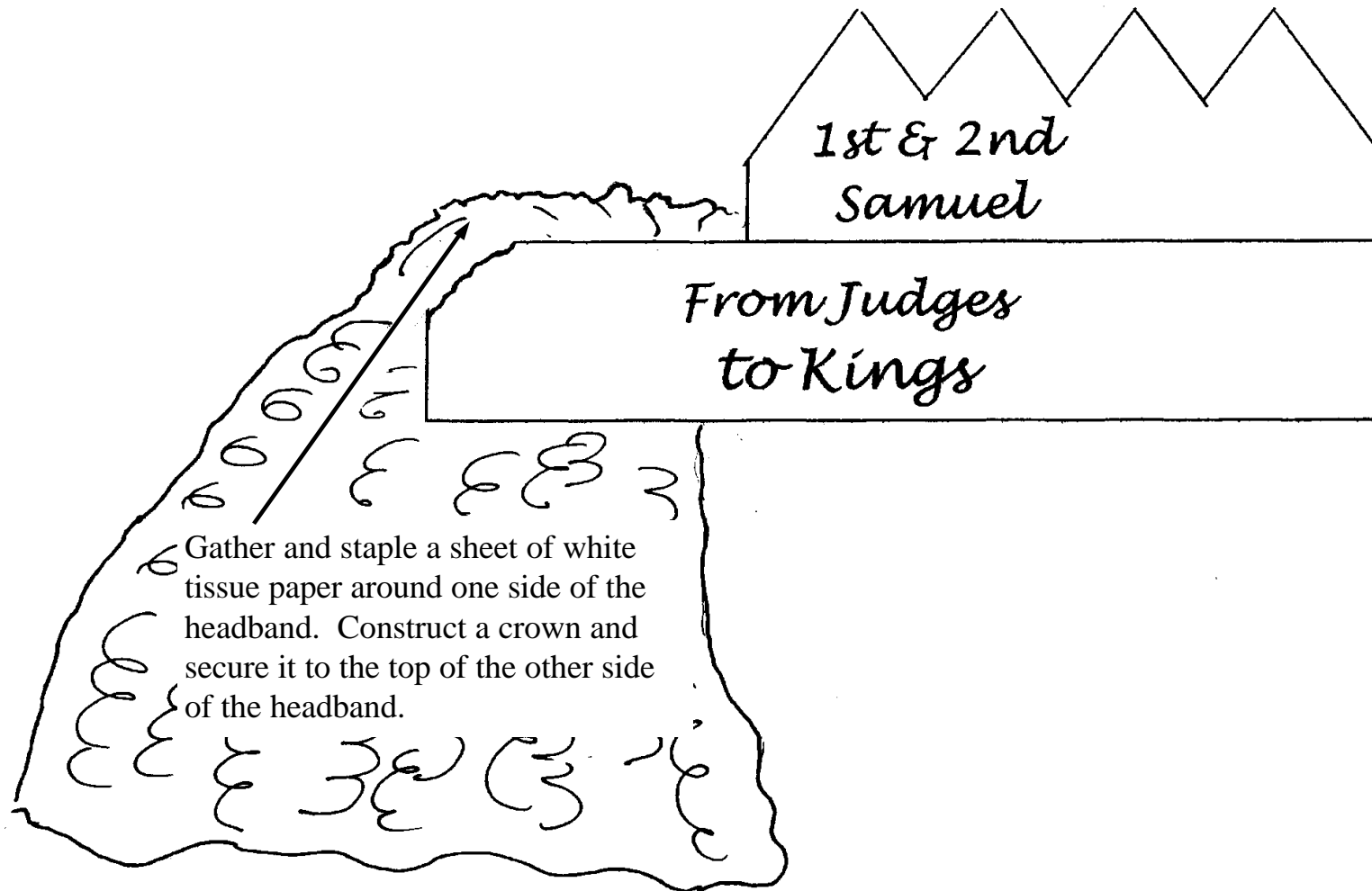


Take-Home Puppets (Take-Home Craft). Copy **2SM01.GF20** onto cardstock for each student. Have them color and cut out each character. Staple the puppets to craft sticks so that they can act the Bible Adventure out for their parents.

From Judges to Kings

Craft Instruction Sheet

Headband style hat that is half crown and half judge's wig.
Wrap and staple or tape to fit the student's head.




Samuel Anoints David



David Plays the Harp for Saul



David Kills Goliath



Saul Throws a Spear at David but Misses



David Hides in the Cave



David Spares Saul's Life



Saul, His Servants, and the Witch of Endor
See the Spirit of Samuel




David and His Mighty Men Go with King Achish of Philistia



David and His Mighty Men Return to Find Their City in Flames



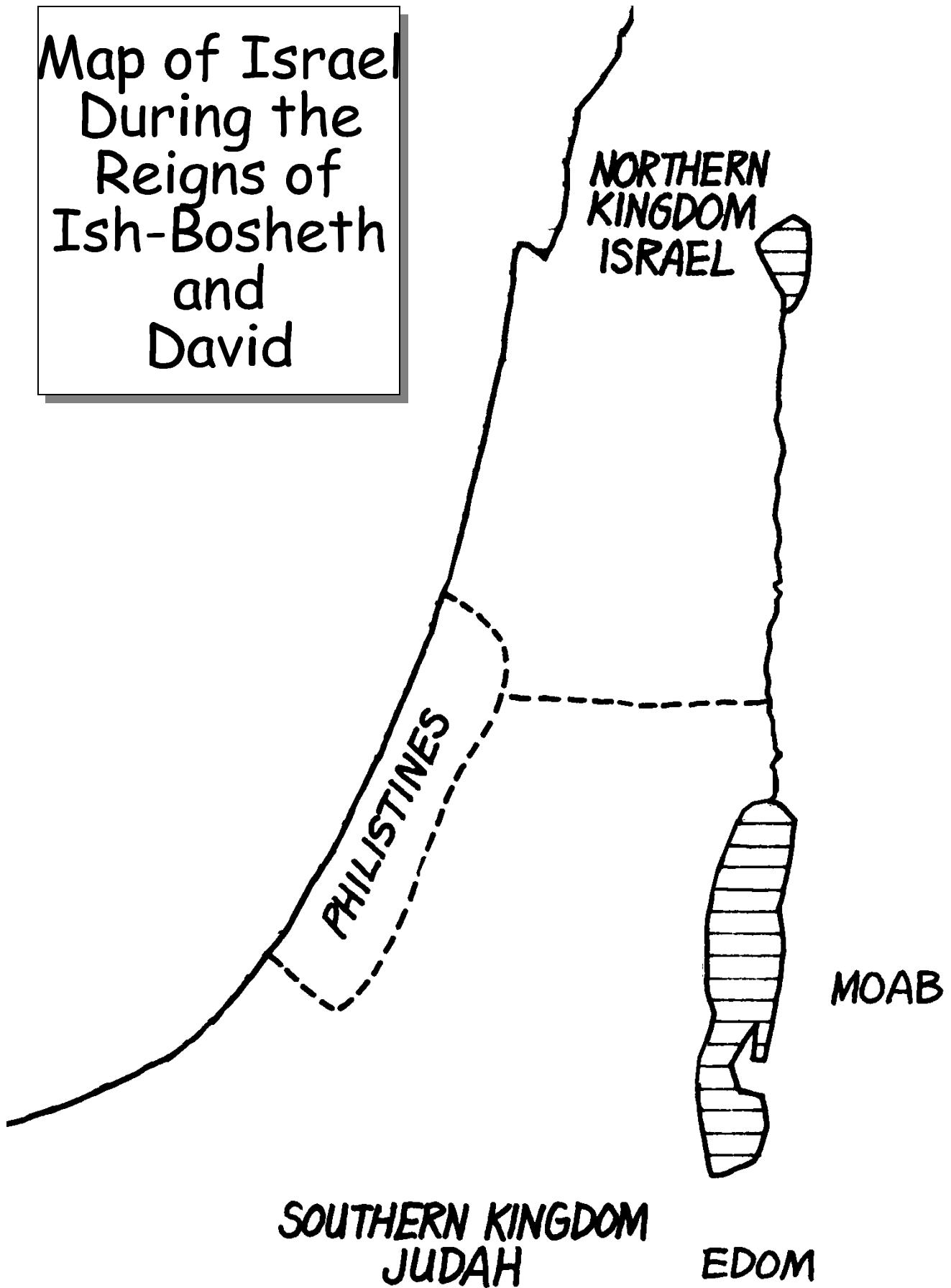
David and His Mighty Men Destroy the Amalekites



Saul Falls on His Sword



Map of Israel
During the
Reigns of
Ish-Bosheth
and
David





DAVID
God's choice as king



JOAB
General of David's Army



ELDERS OF JUDAH
Anointing David as King of Judah



SAUL

The people's choice as first king of Israel



ISH-BOSHETH
Saul's son who became king of Israel



ABNER
Saul's cousin and general of his army



TWO COMMANDERS
of Ish-Bosheth's army

The Amalekite Lies Before David and His Mighty Men



David Mourns Over the Deaths of Saul and Jonathan



David Is Anointed by the Elders of Judah



Abner Makes a Covenant with David



Joab Kills Abner at the Gate


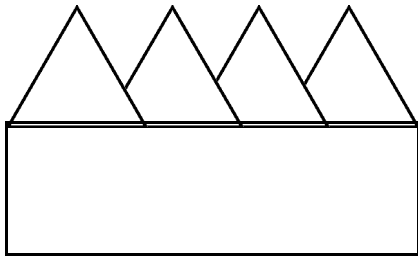


David Is Anointed and Appointed as King Over Israel

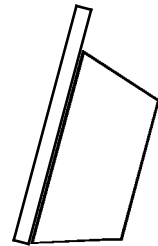


From Judges to Kings

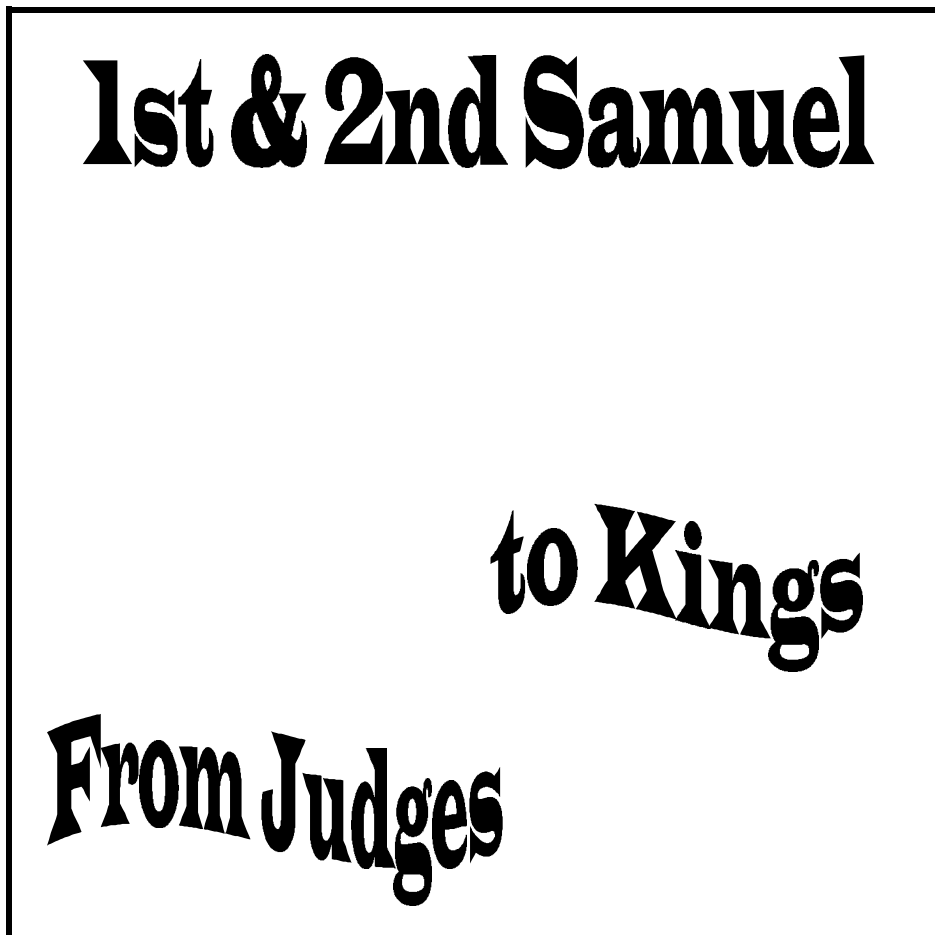
Cut out the large square and set aside. Cut out the crown and use it to trace and cut a crown from a piece of cardboard. Cover the cardboard crown with glitter and sequins. Paste the crown above the words “to Kings.” Assemble the gavel by cutting a small hole in the piece of foam and inserting the piece of dowel. Glue the completed gavel above the words “From Judges.” Once these items have dried, you can then paste the square to a piece of cardboard. Attach another piece of cardboard to the backside of the cardboard to use as a stand as shown below. The completed craft should resemble a small desktop picture frame.




Front view



Side view





Instructions: Color and cut out clock. Paste to a sheet of cardstock which is 2" larger at the bottom. Cut out around the clock, and leave the 2" tab along the bottom. Fold this back to allow the clock to sit up by itself on the table. Look up the verses listed below or others which may be your favorites, and talk about God's promises and His control over all future events. Write the Scripture references on the lines between the numbers on the clock face.

1. Philippians 1:6
2. Romans 14:11
3. 2 Peter 3:10-13
4. 1 Peter 5:10
5. Revelation 22:12-13
6. Hebrews 13:8
7. 2 Peter 1:3-4
8. Revelation 20:10
9. James 1:17
10. Philippians 4:19
11. 1 Peter 5:7
12. Revelation 11:15

**God Knows What
the
Future Holds**

1. The people's choice as their first king died by the sword.

2. These men anointed David, God's chosen king.

3. His father's cousin, Abner, made him king of Israel. His own men killed him in his sleep.

4. He killed Abner because Abner killed his brother.

WHAT HAPPENED TO EVERYONE?








6. Ish-Bosheth made him so angry that he led the Israelite tribes to be loyal to David. He was killed by Joab in an act of revenge.

5. They killed their own king while he slept.

7. "And he [David] became more and more powerful, because the LORD God Almighty was with him."
2 Samuel 5:10

WHAT HAPPENED TO EVERYONE?

Color and cut out the pictures. Glue them to the appropriate box on page one.



Promises, Promises, Promises...

Have you ever made a promise to anyone about anything? To take this a step further, have you ever made a promise that you didn't keep??? The Bible tells us that it is impossible for God to lie (Hebrews 6:18). We are certain that, since God cannot lie, everything that He says will come to pass. So when God makes a promise, you can be assured that He will be faithful to keep it. Do you ever think about how God's promises apply to you, or do you think that they only apply to others? Let's take a look at some of the promises that

John 10:10

1 John 5:14

2 Timothy 1:12

John 15:3

Matthew 18:19

Hebrews 6:18-19

Isaiah 35:10

John 14:27

1 John 1:9

James 1:5

Aim Questions

Answer the following questions about today's Bible Adventure.

1. Who was the second king of Israel?
2. How did David respond to the lies of the Amalekite and why?
3. What part of Israel did David rule for 7 1/2 years?
4. What role did Abner play in bringing the nation together under David's leadership?
5. What was one of the first things David did politically?
6. What did you learn about God's character from today's lesson?

*Read God's Word to see what promises He has for you.
Just as God fulfilled His promises to David,
He is faithful to fulfill His promises to His people today.
All He has said is true! You can trust His Word.*

2
Samuel
1:1-5:16

"And he [David] became more and more powerful,
because the LORD God Almighty was with him."
2 Samuel 5:10

Passage Review Questions

2 Samuel 1 - 5:16

How did the man know that king Saul and Jonathan were dead? 1:6-10

Why was this Amalekite killed? 1:14-15

David started to lament for Saul and his son Jonathan. What were some of the things he cried? 1:23,24,26

- 1.
- 2.
- 3.

David took his wives, his men, and their families to Hebron. After he had done this, who came to anoint David king over the house of Judah? 2:4a

When David was told that the men of Jabesh Gilead had buried Saul, what did he do? 2:5-7

Saul had only one son left whose name was Ish-Bosheth. Where did Abner, the commander of Saul's army, take him? 2:8

Over what nations was Ish-Bosheth made king? 2:9

How many years did Ish-Bosheth reign over Israel? 2:10

How many years did David reign over Judah? 2:11

Some of the men from Israel and some from Judah went out and met at the pool of Gibeon. Where did they sit? 2:13

What did Abner and Joab decide to do? 2:14

The battle was very fierce that day. Who was defeated? 2:17

Why did the men finally stop fighting? 2:26-28

As the war between the houses of Saul and David continued and David grew stronger and stronger, whose house grew weaker? 3:1

Abner sent messengers to David. What was the message? 3:12

While David had been gone, who had Michal, who was the daughter of Saul and David's first wife, been given to and what did David demand of Abner? 3:13-16

Who claimed that Abner was actually a spy, and what later happened to Abner? 3:24, 25

Write in your own words what happened when David heard about this. 3:28-39

When Ish-Bosheth heard about the death of Abner, he became afraid for his life. Who finally killed him, and what happened to these men? 4:1-6; 9-12

What did all the tribes of Israel do? 5:1-3

How many years did David to reign over the whole of Israel? 5:4-5



“The grass withers and the flowers fall,
but the Word of our God stands forever.”
Isaiah 40:8

“The grass withers and the flowers fall, but
the Word of our God stands forever.”
Isaiah 40:8

“For God so loved the world that He gave
His one and only Son, that whoever be-
lieves in Him shall not perish but have

“For God so loved the world that He gave
His one and only Son, that whoever be-
lieves in Him shall not perish but have
eternal life.” John 3:16

“If we confess our sins, He is faithful and
just and will forgive us our sins and purify
us from all unrighteousness.”
1 John 1:9

“If we confess our sins, He is faithful
and just and will forgive us our sins and
purify us from all unrighteousness.”

“Peace I leave with you; My peace I give
you. I do not give to you as the world
gives. Do not let your hearts be troubled

“Peace I leave with you; My peace I give
you. I do not give to you as the world
gives. Do not let your hearts be troubled
and do not be afraid.” John 14:27

“Because of the LORD’s great love we are
not consumed, for His compassions never
fail. They are new every morning; great

“Because of the LORD’s great love we are
not consumed, for His compassions never
fail. They are new every morning; great is
Your faithfulness.” Lamentations 3:22-23

“But He gives us more grace. That is why
Scripture says: ‘God opposes the proud
but gives grace to the humble.’”
James 4:6

“But He gives us more grace. That is
why Scripture says: ‘God opposes the
proud but gives grace to the humble.’”




His Word Is



His Word Is

God Keeps His Promises Mobile Craft

Assemble as shown.
Sandwich the hanger
between two copies of
the rainbow. Be sure
to color these before
you paste them
together. Tie pieces
of yarn in different
lengths to the bottom
of the hanger.
Sandwich the hearts
around another piece
of yarn which hangs
down from the center
under the rainbow.
Paste the verse labels
at the ends of the
strands of yarn,
folding them so that
the yarn is sandwiched
between.



Power Collage



<p>“And he [David] became more and more powerful, because the LORD God Almighty was with him.” 2 Samuel 5:10</p>	<p>“And he [David] became more and more powerful, because the LORD God Almighty was with him.” 2 Samuel 5:10</p>	<p>“And he [David] became more and more powerful, because the LORD God Almighty was with him.” 2 Samuel 5:10</p>
<p>“And he [David] became more and more powerful, because the LORD God Almighty was with him.” 2 Samuel 5:10</p>	<p>“And he [David] became more and more powerful, because the LORD God Almighty was with him.” 2 Samuel 5:10</p>	<p>“And he [David] became more and more powerful, because the LORD God Almighty was with him.” 2 Samuel 5:10</p>
<p>“And he [David] became more and more powerful, because the LORD God Almighty was with him.” 2 Samuel 5:10</p>	<p>“And he [David] became more and more powerful, because the LORD God Almighty was with him.” 2 Samuel 5:10</p>	<p>“And he [David] became more and more powerful, because the LORD God Almighty was with him.” 2 Samuel 5:10</p>

Just as God kept His promises to David,
He keeps His promises to His people today.
Read God's Word to find His promises to you.
All He has said is true! You can trust His Word!

Just as God kept His promises to David,
He keeps His promises to His people today.
Read God's Word to find His promises to you.
All He has said is true! You can trust His Word!

Just as God kept His promises to David,
He keeps His promises to His people today.
Read God's Word to find His promises to you.
All He has said is true! You can trust His Word!

Just as God kept His promises to David,
He keeps His promises to His people today.
Read God's Word to find His promises to you.
All He has said is true! You can trust His Word!

Just as God kept His promises to David,
He keeps His promises to His people today.
Read God's Word to find His promises to you.
All He has said is true! You can trust His Word!

Just as God kept His promises to David,
He keeps His promises to His people today.
Read God's Word to find His promises to you.
All He has said is true! You can trust His Word!


Just as God kept His promises to David,
He keeps His promises to His people today.
Read God's Word to find His promises to you.
All He has said is true! You can trust His Word!

Just as God kept His promises to David,
He keeps His promises to His people today.
Read God's Word to find His promises to you.
All He has said is true! You can trust His Word!


Just as God kept His promises to David,
He keeps His promises to His people today.
Read God's Word to find His promises to you.
All He has said is true! You can trust His Word!

Just as God kept His promises to David,
He keeps His promises to His people today.
Read God's Word to find His promises to you.
All He has said is true! You can trust His Word!


Take-Home Puppets




Abner



David



Ish-Bosheth



Joab

PLAY

Bible Charades

This week there are quite a few characters to keep in mind as you go over the Bible story. Go through the chapters as a family and make a list of the characters and what they did. Have one of the older children write the names on small pieces of paper. Make sure each child knows who the characters are.



Once everyone is familiar with the cast of characters, put the names of the characters in a basket and play a game of Bible charades. For review, you could add characters from as far back as Judges to make the game a little more challenging. Parents, you will need to help your younger children with ideas of how to act out the character.



At the end of the game, ask your children which characters were faithful to God and which ones weren't.



Dinner Time Questions

In the process of training our children, we are to seize every opportunity to teach them. The dinner table is a great place to talk about spiritual issues. Write out several questions that you can use and put them into a basket or envelope near the table. Draw one out for the family to use each day during the week.

Here are some questions that you can use to spark your thinking. These will help you discover the heart attitudes of your children.

- ◆ Who is your favorite Bible character apart from Jesus? Why?
- ◆ What has God been teaching you in the Bible this week?
- ◆ Who is the godliest character in the Bible, and what qualities of him or her would you like to copy?
- ◆ What does it mean to love God with all your heart, soul, mind, and strength?
- ◆ What would you tell a friend who argues and fights with his siblings?
- ◆ What does it mean to be a Christian?




FAITH BIBLE CHURCH

FAMILY FUN SHEET

12/03/2000

This is what we learned today:

- Passage** ~ 2nd Samuel 1:1-5:16
- Memory Verse** ~ 2 Samuel 5:10
"And he became more and more powerful, because the LORD God Almighty was with him."



Application Points ~

- ◆ God always speak the truth and cannot lie.
- ◆ Joyfully trust in His promises.
- ◆ What reveals a lack of trust in your life?

PRAISE

- Our God Is a Sovereign God
(tune: "Our God Is an Awesome God")

Our God is a sovereign God.
He rules in heaven above
With wisdom, power, and love.
Our God is a sovereign God.

- Learn this week's memory verse song. Tapes are available at the tape table.

PASSAGE

- ☐ **Daily Bible Reading:** 2nd Samuel continues the story begun in 1 Samuel. Read a chapter a night this week.

Day 1: Chapter 1

Day 2: Chapter 2

Day 3: Chapter 3

Day 4: Chapter 4

Day 5: Chapter 5

- ☐ **Family Bible Night: 2 Samuel 3:12-5:10**

Abner steadily grew in power in Israel, and one day, was insulted by Ish-Bosheth. In anger, Abner turned against the king and defected to David's side. He sent word to David asking for a covenant so that David might reign over all of Israel. When David heard this request, he accepted it readily. Abner then gathered the leaders of the tribes of Israel and shifted their loyalty away from the house of Saul to the house of David. With this accomplished, the kingdom would be united shortly under King David.

Abner met with David face-to-face to solidify the covenant, but after Abner left, Joab returned from a raid and pursued and killed Abner. This was a stroke of revenge for Abner's earlier killing of Joab's brother, Asahel. When Ish-Bosheth received the news of Abner's death, he greatly feared for his life. Two of his commanders then sneaked up during the middle of the day and, while Ish-Bosheth was sleeping, took his life and brought the news of their deeds to David at Hebron. In their minds, they thought that they had done a good thing on behalf of David. When David heard of their murderous acts, he asked that they be killed for what they had done to an innocent man.

David knew that the Lord was with him and that it was the Lord alone who had raised him up to be the king over Israel. David grew stronger and stronger as the hand of God was upon him and the nation. The dark days of Saul were over, and the new, bright days of David had just begun.

PERSONAL APPLICATION

God's Words Are Always True

When King Saul rebelled against the Lord, God told him, "Your kingdom will not endure; the LORD has sought out a man after his own heart and appointed him leader of his people" (1 Samuel 13:14). God had spoken and there was nothing Saul could do to change the words of the Lord.

Despite all the attempts that others made to keep David from being king (i.e., Saul, Abner, etc.), nothing could stop the sovereign hand of God from accomplishing what He set out to do.

As we think about the written Word of God that we have today, the same is true for us as it was for Saul and the people of Israel thousands of years ago. The reason is because the character of God has not changed and will never change. God always speaks the truth and cannot lie. He also knows what is going to happen in the future because He sovereignly controls it. Therefore, when the Lord says that something is going to happen, it will happen.

The believer's response to the Word of God should be confident, joyful trust in it. When you hear the Word of God, what is your response? Do you really believe the promises God has made to His people? Do you really believe that all that God has said in the Bible is true because He can't lie? Let's place our faith not in man's words, but in God's!

Application Questions:

- ◆ What does it mean to honor God?
- ◆ How can we show God that there is nothing more important to us than pleasing Him?
- ◆ What are specific areas in your life that you need to show more honor?

PRAYER

Count the Promises of God

- ◆ God has written many promises to us. Because God cannot lie, His promises always come true.
- ◆ Take some time to help your children understand the promises that God has fulfilled for you already.
- ◆ Go to prayer, thanking God for those promises He has already fulfilled for you.

Pray the Promises of God

- ◆ Think of specific promises that You are trusting God to fulfill.
- ◆ Pray for those promises to be fulfilled.