

Memory Verse:

Two- and three-year-old verse: 2 Samuel 7:16: Your house and Your kingdom will endure forever before me.

Four- and five-year-old verse: 2 Samuel 22:28: You save the humble, but bring low the haughty.

Aim Questions for 2's & 3's:

1. Who does not look at a person's outside appearance but looks at the heart? *(God.)*
2. Who wanted to kill David and become the king of Israel? *(Absalom, David's son.)*
3. Who kept His promise to David to keep David's kingdom strong? *(God.)*

Aim Questions for 4's, 5's & K:

1. Why did King David and his guards leave Jerusalem? *(David heard that his son, Absalom, was being made the new king of Israel.)*
2. Was Absalom haughty or humble? *(Absalom was haughty. He had anger, hate, murder, and disobedience in his heart.)*
3. What does God say He will do with haughty and humble people? *(Say the memory verse.)*

Key for symbols:

- This box symbol represents ideas that can be used for two-year-olds through kindergarten. Please remember to slow down the pace for two-year-olds and keep the pace moving for five-year-olds.
- ② This symbol represents ideas that are best used for two- and three-year-olds.
- ④ This symbol represents ideas that are best used for four-year-olds through kindergarten.

Hook:

Home Center: In today's Bible Adventure, King David's son, Absalom, did not honor his father. He wanted to hurt his father. Absalom did not honor God and obey God's commandment, "Obey your father and mother." While we are playing today, choose a father and mother, and the rest of the group will try to obey what they are asked to do in the home. Set up a cooking area, bedroom area with toys, office, yard, etc., so the children can be given different areas of the home in which to work. Change the roles of fathers and mothers as children move in and out of the center.

"Father and Son/Daughter Magazine Pictures" Center: Place numerous magazines (or catalogues) in the center of the table for the children to look for pictures of fathers and sons/daughters. Cut out the pictures for their father/child look alike and paste them on 8 1/2" x 11" paper. Have them come up with an idea that they do with or for their father and write it at the bottom of the page along with their name. Be sensitive to those children who do not have fathers by encouraging a discussion of who is important to them in their life. God wants children to be close to

their fathers and mothers. In today's Bible Adventure, King David's son, Absalom, was not close to his father and even wanted to hurt him.

- “Wanna Be King” Activity Page:** Let the children color the picture of Absalom while talking about how he wanted to be king instead of his father. Talk about the sin in Absalom’s heart represented by an angry face. Gold foil can be glued to the crown
-

- What Equals Five Pounds?:** Bring items that weigh about five pounds (a bag of sugar, apples, pennies, rocks), a sample of hair, or a wig of some kind. The children are going to be learning the story of Absalom and how heavy and thick Absalom's hair was. He was held tight in the tree branches. He couldn't get out of the tree, and he finally had to die for being haughty and sinful.

- ④ **"Making Plans Without God" Center:** In today's Bible Adventure, King David trusts God's plan for his life. But his son, Absalom, is haughty and proud and wants to make his own plan without asking God. The following story is an example of how to make a plan without asking God. Before you read the story, ask each person in the group for a part of speech as indicated after the blank line. Write the word in the space provided. Continue until all the spaces are filled. Read the completed silly story back to the group who helped write it.

Dear Mommy and Daddy,

I plan to fly to the _____ (object in the sky) on _____ (day of the week). _____ (Someone's name in the group) and I have built a _____ (vehicle of transportation). It can go really _____ (speed) and when I step on the gas, it _____ (locomotion movement). I mixed some _____ (liquid) with some _____ (food), and we can go super far. We plan to leave after _____ (part of the day) and will spend most of the day _____ (activity). Grandma made us _____ (article of clothing) to wear in case we land on _____ (place). I will be taking _____ (favorite toy) with me in case we run into people like those in _____ (favorite movie). I plan to return on _____ (holiday) so I won't miss seeing all of my family together. Even _____ (pet's name) will be glad to see me. I will bring you a souvenir from _____ (place) if we make it that far.

Love, Your Child

- “I Spy” Game:** With children seated in a circle, say you spy some outward, obvious characteristic of a child in the circle. Have the children try to guess who you are spying. They must raise their hand to be recognized. Then say something that can't be seen, that only God can see (obedient heart, obeyed their mom this morning, obeyed their dad last night, obeys when no one is looking, etc.). Though parents and teachers can't “spy” what is in a child's heart, God sees and knows everything.

- Which Would You Choose?** Ask the children to make a choice between two things and tell you why they made the choice. Choices might be Cheerios or Corn Flakes, playing ball or riding a tricycle, eating ice cream or pizza, obeying or disobeying, listening or talking, praying or playing, etc. After you have started with a few choices, let the children make up their own. End by talking about the fact that we all have a choice of being humble and thinking of others first or of being haughty and proud and thinking too much of ourselves. Discuss that they will hear about someone who was very proud and haughty and someone who was very humble in the Bible Adventure story today.
-



Book:

Presentation Ideas -

- Color and mount the **2SM04ECGF1, 2SM04ECGF2, 2SM04ECGF3, 2SM04ECGF4, and 2SM04ECGF5** pictures on construction paper. Show them as you tell the Bible Adventure. Save them for future lesson review.

- Finger Play:**

| | |
|---------------------------------|---|
| Baby elephant swings his trunk, | <i>(Bend over; join hands for trunk.)</i> |
| Like Father and like Mother. | <i>(Same action.)</i> |
| God gave me a family, too, | <i>(Point to self.)</i> |
| And we love one another. | <i>(Hug self.)</i> |

God wants us to love and honor our fathers and mothers. In today's Bible Adventure, we'll learn about King David's son, Absalom, who did not love and honor his father.

Bible Adventure for 2's & 3's-

(Show the 2SM04ECGF1 picture.) King David had a son named Absalom. In all of Israel, there was not a man so highly praised for his handsome looks as Absalom. He had a full and heavy head of hair. Absalom was handsome on the outside, but he was disobedient to God in his heart.

(Point to the angry face on Absalom's heart.) God had told Samuel that people look at the outside appearance, but God knows what is in their hearts. Absalom went against God's plan and wanted to be the king of Israel instead of his father, King David.

(Show the 2SM04ECGF3 picture.) For four long years, Absalom would sit outside the city gate at Jerusalem and tell the Israelites that the king was too busy to see them and listen to their problems. Absalom would listen to the Israelites and pretend to help them so that the people would like him. It worked. Absalom left Jerusalem and sent secret messages around to all the people saying, "When you hear the sound of the trumpet blowing, then say, 'Absalom is king.'"

(Show the 2SM04ECGF4 picture.) King David heard about Absalom's plan to be king. He knew he must leave Jerusalem or be killed by his own son. David, his family, and his guards left the palace with sadness in their hearts. People came out of their homes to watch the king and his family leaving Jerusalem. They cried to see such a sad thing happening in Judah.

When Absalom and his followers came marching in to Jerusalem, people shouted, "Long live the king! Long live the king!" Absalom and his soldiers heard that David had left the city, so they decided to go look for him. They would fight him to see who would be king. Absalom was being disobedient to God by wanting to be the king of Israel.

(Show the 2SM04ECGF5 picture.) God kept His promise to keep David's kingdom strong. God fought for David's men. While Absalom was riding along the road on a mule, he rode under an oak tree with low branches. His head with all his thick, beautiful hair got caught in the tree branches. The mule kept on going, right out from under him, and Absalom was left hanging in the air! When David's men heard what had happened, they killed Absalom, and the battle was over.

King David was sad to hear of his son's death, but he knew God was keeping His promise to make David's kingdom strong. One of David's sons would become king, but it would not be Absalom. He did not have a heart to obey God. Another son, Solomon, would be the third king over all Israel.

Prayer: Dear God, You can see my heart. Help me to have a clean and pure heart like David. In Jesus' name I pray, amen.

Bible Adventure for 4's, 5's & K-

(Show the review 2SM03ECGF3 picture.) Because of David's sin of killing Uriah and taking Bathsheba as his own wife, Nathan told David that he would have problems in his family. His sons would try to hurt each other with swords.

(Show the 2SM04ECGF1 picture.) David's son, Absalom, grew up to be the most handsome man in all of Israel. From head to toe, he had perfect features. His hair was so thick that, when he cut it, the clippings weighed five pounds. That's a lot of hair!

God had told Samuel that people look at the outside appearance, but God knows what is in the heart. Absalom was handsome on the outside, but he was very angry in his heart. (Point to the angry face on his heart.) He was angry and hated his half-brother, Amnon, for hurting his sister. For two years, Absalom wanted to get revenge against Amnon, and he plotted to kill him as soon as he could figure out a way.

(Show the 2SM04ECGF2 picture.) Absalom not only had hate for his brother in his heart, but he also had disobedience in his heart toward his father, King David. Absalom wanted to be the king of Israel instead of his father. Absalom plotted a way to get Israelite people to like him better than they liked King David. Absalom was a haughty person. He wanted to honor himself rather than honor his father or God.

(Show the 2SM04ECGF3 picture.) When people came to Jerusalem to ask David for advice, Absalom sat outside the city gate and talked to them himself. Absalom said to the people who needed help, "David is too busy to help you. If I were king, I would listen to your problem and make sure that you got the help you needed." Then Absalom would reach out his hand to the person and kiss him. All the people of Israel listened to Absalom's lies and began wanting Absalom to be their king.

After four years of lying to the Israelites, Absalom decided it was time to become king. He left Jerusalem and went to Hebron to live. He sent secret messengers around to all the tribes of Israel, saying, "When you hear the sound of the trumpet blowing, then say, 'Absalom is king in Hebron.'" Absalom was not humble. He was haughty.

(Show the 2SM04ECGF4 picture.) A messenger ran to King David in Jerusalem and said, "Absalom is in Hebron, and everyone in Israel wants him to be their king." David became afraid when he heard what was happening. He said to his officials, "We have to leave Jerusalem quickly, or Absalom's soldiers will come kill us."

David, his family, and his guards left the palace with sadness in their hearts. They walked down the hill outside Jerusalem. They crossed the Kidron Valley and started up the Mount of Olives. People came out of their homes to watch the king and his family leaving Jerusalem. They cried to see such a sad thing happening in Judah. The priests brought the Ark of the Covenant on poles.

David stopped, and said to the priests, "Take the Ark of God back to Jerusalem. If it pleases the LORD, He will bring me back to Jerusalem safely. If God says I cannot return, I am ready for whatever He says is best." The priests took the Ark back to Jerusalem, but David and the rest of the people kept walking up the Mount of Olives.

When David reached the top of the hill and was a short distance on the other side, Mephibosheth's steward came to meet him. The steward brought donkeys with saddles on them piled high with loaves of bread, fruit, and cakes. David said, "Why have you brought these?" The steward said, "The donkeys are for your family to ride on, and the bread and fruit are for you all to eat." David's family had good food to eat along the way.

When Absalom and his followers came marching in to Jerusalem, people shouted, "Long live the king! Long live the king!" Absalom and his soldiers heard that David had left the city, so they decided to go look for him. They would fight him to see who would be king. Absalom was haughty, wasn't he, to fight his father to be king?

(Show the 2SM04ECGF5 picture.) When David heard that Absalom and his men were coming to fight, David was sad that he would soon have to fight against his own son. David said to his men, "Please be gentle with Absalom for my sake."

God kept His promise to keep David's kingdom strong. God fought for David's men, and brought the haughty Absalom down low. Many of Absalom's men were killed in battle, but God saved David. While Absalom was riding along the road on a mule, he rode under an oak tree with thick branches. His head with all his thick hair got caught in the tree branches. The mule kept on going, right out from under him, and Absalom was left hanging in the air. When David's men heard what had happened, they killed Absalom, and the battle was over.

When David heard that the fighting had stopped, he was glad to hear the good news. But when he heard that his son, Absalom, was dead, he was very sad. He could not rejoice with the victory when his own son was dead. Joab spoke to David and said, "You should be glad with God's victory, not sad. You are making your soldiers sad. They fought for you and won, but you are acting like they lost the fight. Now go greet them and tell them what a good job they have done."

David and all of his family returned to Jerusalem. The people who were watching were now happy instead of sad, as they were when they watched David leave the city. God was keeping His promise to David, to keep his kingdom strong. One of David's sons would become king, but it would not be Absalom. Absalom was haughty, not humble. Solomon would one day be the third king over all Israel.

Prayer: Dear God, You kept Your promise to David, and his kingdom endured. You punished Absalom who had anger and hate in his heart. Help me have a clean and pure heart, like David. In Jesus' name I pray, amen.



Look:



Aim Questions: Use a long, full wig or someone in the classroom who has lots of hair to clip the questions to. For each question, a child should carefully try to get the question out without pulling the hair. Who had long, beautiful hair in our Bible Adventure story?



Snack: Pile the snack foods of bread, fruit, and cakes (raisins, figs, bread, and white grape juice) in one area so the children can see the bounty of food that Mephibosheth's steward brought for David and his family. Snack can be served buffet style. Who was Mephibosheth? (Crippled son of Jonathan, David's best friend. King David had him living at the palace as one of his own family.)

Transition Idea: Without making a sound, have the children pretend to cry and be sad when moving from one area to another. In today's Bible Adventure, people came out of their homes to watch the king and his family leave Jerusalem. They cried to see such a sad thing happening in Judah.

"Absalom Was Haughty" Coloring Page: (2SM04ECGF1) As the children color and decorate their GF1 pages, talk about how Absalom was a very disrespectful child to his father King David. Talk about how Absalom's nose was up in the air because he wanted to look down at other people. Children who do not obey their parents and teachers have a haughty attitude. God says that haughty people will be punished.

Absalom's Hair: Materials needed: Scissors, glue, yarn pieces, a round pattern for a face, eyes, nose, and mouth. Cut out the round circle pattern for Absalom's face. Glue or tape yarn (with double stick tape) to the head all around so it gets thick. Glue on the eyes, mouth, and nose. You may glue the mouth on in a frown. After the project is finished, you can review how haughty and sinful Absalom was in 2 Samuel.

Donkey and Stickers: (2SM04ECGF9) Materials needed: Donkey pattern, stickers of food to place on the donkey. After the Bible Adventure story today, the children will remember the kindness shown to David and his family as they left Jerusalem. The steward brought donkeys with saddles piled high with bread, cake, and fruit. Have the children use the stickers to pile onto the donkeys just as the steward did for King David and his family.

"God Can!" Action Rhyme: Have children stand facing you. Although the children may not be able to say the words with you as they do the motions, encourage them to point up and say loudly, "God can!" at the end of each stanza.

| | |
|--|--------------------------------------|
| Who can make the wind blow -- whoo, whoo, whooo? | <i>(Blow.)</i> |
| Who can make the birds fly over you? | <i>(Flap arms.)</i> |
| Who can? GOD CAN! | |
| <i>(Squat on the floor.)</i> | |
| Who can make the seeds so small and round? | <i>(Curl up tight.)</i> |
| Who can make the plants pop from the ground? | <i>(Jump to a stand.)</i> |
| Who can? GOD CAN! | |
| <i>(Hold hands high above heads.)</i> | |
| Who can make the rain fall pitter-pat? | <i>(Flutter fingers down.)</i> |
| Who can make the storm winds stop like that? | <i>(Clap on "that.")</i> |
| Who can? GOD CAN! | |
| <i>(Make a big circle with arms for the sun.)</i> | |
| Who can make the sun shine warm and bright? | |
| Who can keep me safe all through the night? | <i>(Rest cheek on folded hands.)</i> |
| Who can? GOD CAN! | |
| <i>(Show strong arm muscles.)</i> | |
| Who can keep His promise to keep David's kingdom strong? | |
| Who can make Absalom's plan fail all along? | <i>(Tap finger to temple.)</i> |
| Who can? GOD CAN! | |

"Duck, Duck, Goose": In the fashion of this game, play "Haughty, Haughty, Humble!" Absalom was proud and haughty. We want to be humble like David.

Musical Chairs Memory Verse Chant: With your arms in the air, lead the children around a circle of chairs and repeatedly chant the first part of the verse, "You save the humble." When you put your arms down and finish saying, "but bring low the haughty," all the children find a chair and say "2 Samuel 22:28." The child that sits on the chair marked with a picture of a proud person, must sit out until you are ready to start the game over again. Be sure to take a chair out of the circle each time.

David March and Snack: Act out the story in "Bear Hunt" fashion (all done in place), stopping to eat the snack (trail mix or crackers in individually-wrapped bags) at the appropriate time. Put on your walking gear. Listen to the messenger. *(Hands to ears.)* Whisper "Everyone in Israel wants Absalom to be the king." David says, "Let's leave Jerusalem quickly. Proud Absalom is coming." *(Run in place.)*

Sadly walk down the hill.

Walk across the Kidron valley, moving the weeds aside and crouching under trees.

Climb up the Mount of Olives, lifting the knees high.

Continue climbing to the top of the mountain. Stop and snack on the top with food the steward brought.

The people in Jerusalem are saying "Long live the king."

Listen, Absalom is coming.

David says, "Be gentle with Absalom."

Beat the air with fists as though fighting Absalom's men.

Look in the air. Haughty, proud Absalom is hanging in a tree. The battle is over.

Sad David and family march back to Jerusalem. (*Walk slowly.*)

People are happy to see David coming back. (*Walk quickly.*)

God is keeping His promise to keep David's kingdom strong. (*Point up and march with swinging arms and clenched fists.*)

To repeat the story in reverse: Walk quickly, walk slowly, fall to the ground, beat fists to the air, pretend to eat, climb the mountain, walk through the valley, listen to David, take off walking gear.

- ④ **Disobeying Heart/Obeying Heart: (2SM04ECGF6, 2SM04ECGF7 and 2SM04ECGF8)** Have children color and tape or paste GF8 disobeying pictures to Absalom's black heart (GF6) and obeying pictures to David's white heart (GF7). These pages can be printed back to back, if desired. Review today's story asking, "What commandments did Absalom disobey?" (He didn't honor his father. He wanted the throne which wasn't his. He wanted to get rid of his father.) Absalom was haughty, wasn't he? He thought what he wanted was more important than what God wanted. Do you obey your mom and dad every time they ask you to do something? How is your heart? Do you want to obey like King David, or do you disobey like Absalom? God wants us to obey our parents with happy hearts every time!
-

- ④ **Object Review:** In a large bag, place the following objects: a crown (Absalom wanted to be king, but God had chosen David's son, Solomon), a sword (David's sons would hurt each other with swords because of David's sin), a wig (Absalom had a lot of hair and was handsome), a paper heart (God looks at the heart), an envelope and letter (David received a message that the people wanted Absalom to be their king), an olive in a jar (David and his family left Jerusalem and climbed up the Mount of Olives), a sad face (people were sad for David to leave and David was sad to hear of his son's death), a happy face (people were happy when David returned), a megaphone (people shouted "Long live the king" to Absalom), and a tree branch (Absalom was caught in a tree). Let children pick something out of the bag and tell how it reminds them of the Bible Adventure today.

Songs:

- 2 Samuel 22:28, Memory Verse Song** (tune: "This Land is Your Land")

You save the humble, bring low the haughty.

You save the hum-ble, but bring low the haugh-ty.

King David said in, the book Second Samuel,

Chapter twenty-two, twenty-eight.

- Theme Song** (tune: "I'm in the LORD's Army")

Absalom wanted to-o be-e king,

Wanted to be-e king, wanted to be-e king.

Absalom wanted to-o be-e king, but God saved King David.

God saved King David. God saved King David.

Absalom wanted to-o be-e king, but God saved King David.

- If You Sin** (tune: "If You're Happy and You Know It")

If you're haughty, and you know it, point your nose. (*Up! Up!*)

If you're haughty, and you know it, point your nose. (*Up! Up!*)

If you're haughty, and you know it, then your face will surely show it. (*Make a frown.*)

If you're haughty, and you know it, point your nose. (*Up! Up!*)

(Verse two)

If you say, "I'm sorry," clap your hands. (*Clap! Clap!*)

If you say, "I'm sorry," clap your hands. (*Clap! Clap!*)

If you're sorry and you know it, then your face will surely show it. *(Smile.)*
If you say, "I'm sorry," clap your hands. *(Clap! Clap!)*



Took:

- Heart Hanger: (2SM04ECGF10 and 2SM04ECGF14)** Each child receives three short pieces of yarn, a small black heart, a picture of Absalom, a medium white heart, a picture of David, and a large red heart with a GF14 verse sticker for it. Color the pictures and glue them on the appropriate heart. Punch a hole in the top and bottom of the three hearts (the large, bottom heart has a hole only at the top). Attach each heart with a piece of yarn. Tie another yarn piece to make a loop as a hanger. Discuss how Absalom's heart was dark with pride and haughtiness. He didn't listen to God; he just wanted to be king. David loved God and knew that God's ways were best. He was humble and patient, listening to God and trusting Him. Say or sing the memory verse together. Alternate idea: Glue the hearts on a piece of wide ribbon instead of using yarn.
- Humble, Proud Board Game: (2SM04ECGF11, 2SM04ECGF12, 2SM04ECGF13, and 2SM04ECGF14)** Tape the GF11 and GF12 pages together to make a game board. Card stock would be the best choice of paper for all of this game. Give each child a GF13 sheet of game cards (or cut them out ahead of time) and place them in an envelope. Tape a 3 1/2" X 2 1/2" piece of colored construction paper over the area designated to be a pocket for the game cards. Glue a GF13 verse sticker on this colored paper piece. Let the children color the game sheets as time allows. Have some large, old buttons on hand for game playing pieces. Discuss taking turns drawing a card and doing what it says with their playing piece. If the child lands on a black square, he can say the verse or move back one space. Let's see who can find David in Jerusalem first. Review the Bible Adventure while playing.
- Preschool Page for Parents: (2SM04ECPPP)** Send a page home with each child, encouraging parents to reinforce the Bible truths at home. Spend a few minutes before the children go home creatively reviewing the song and memory verse.

David's son, Absalom,
had an angry, haughty heart.






Absalom wanted to be king instead of his father, King David.



Absalom told lies to get people to like him better than they liked King David.



Everyone was sad when David and his family left Jerusalem.




Absalom was punished because of his haughty, disobedient heart.

Absalom disobeyed God in his heart, and it showed in his actions.
Don't be like Absalom.




You save the humble,
but bring low the haughty.
2 Samuel 22:28

David had a heart that wanted to obey God.
I want a heart that obeys God.





You save the humble,
but bring low the haughty.
2 Samuel 22:28






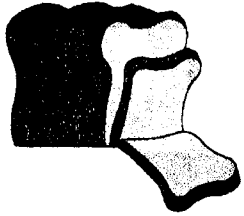
Right and Wrong Actions

Cut out the right and wrong actions and glue them to either the GF6 or GF7 page.




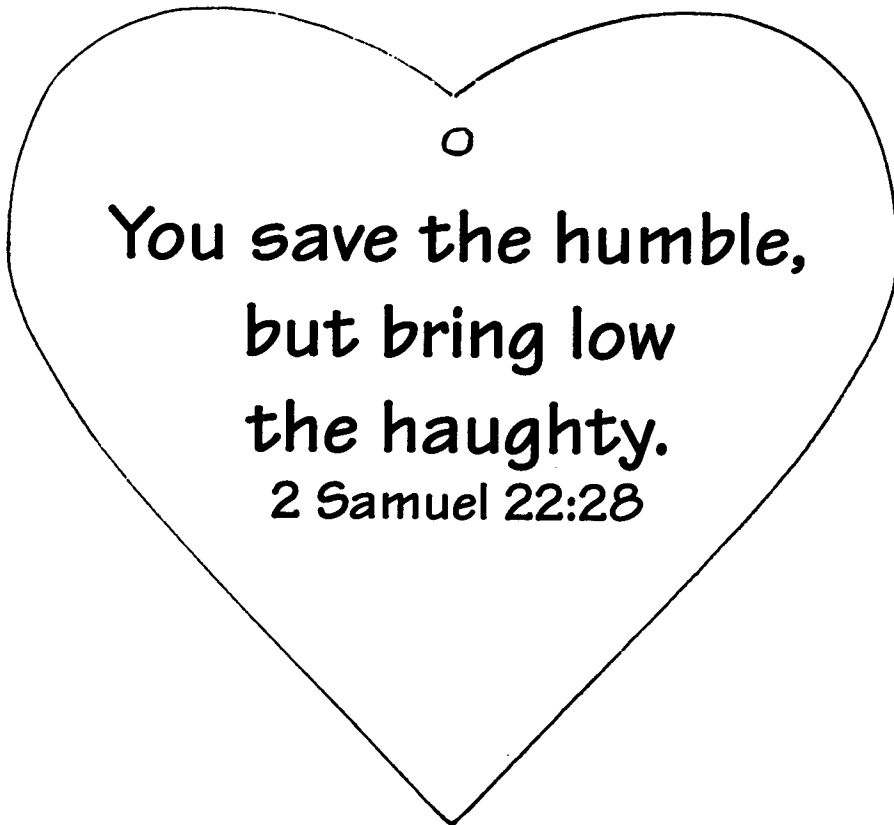




Donkey and
Food Stickers



Sample



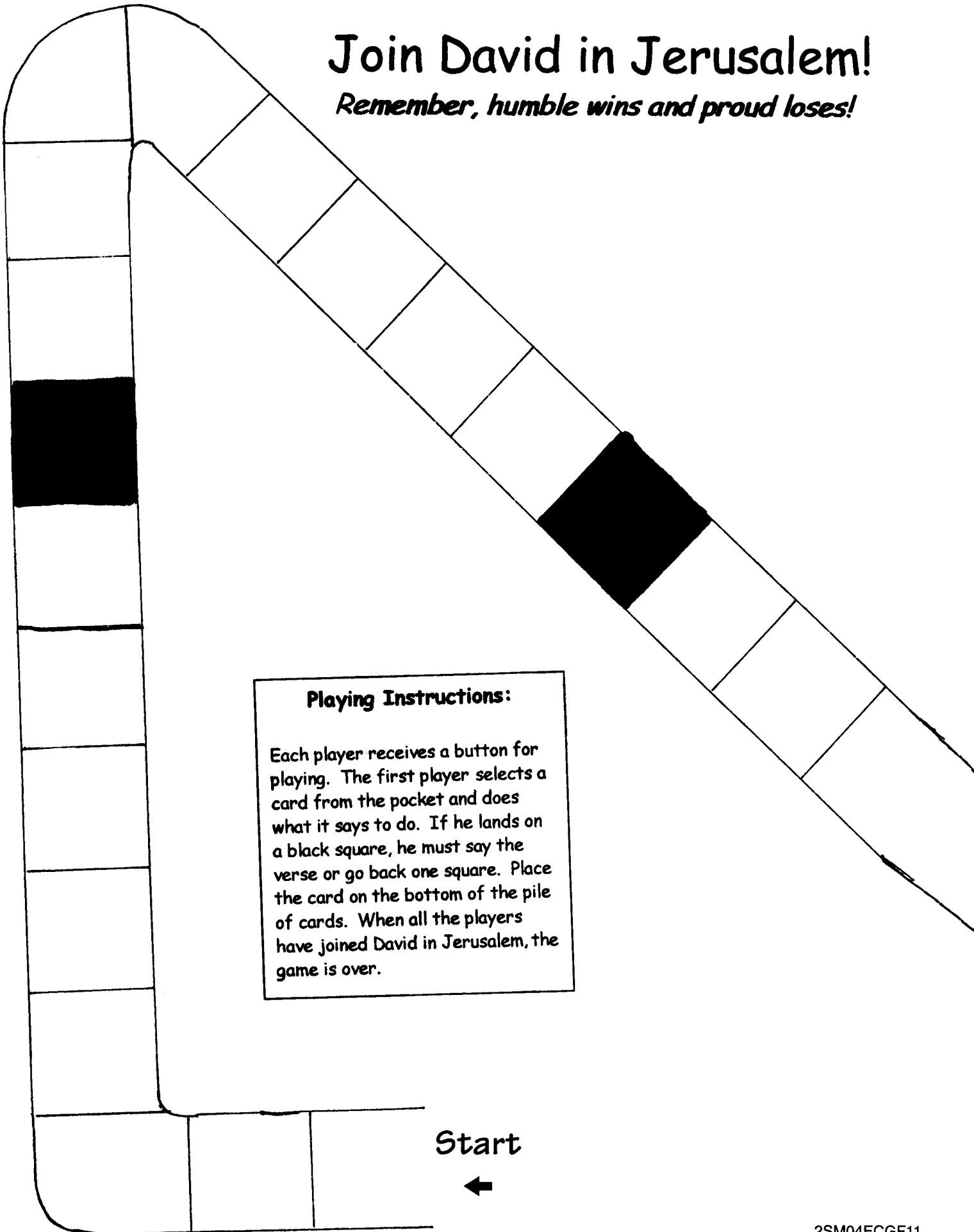


Heart Hanger



Join David in Jerusalem!

Remember, humble wins and proud loses!



Playing Instructions:

Each player receives a button for playing. The first player selects a card from the pocket and does what it says to do. If he lands on a black square, he must say the verse or go back one square. Place the card on the bottom of the pile of cards. When all the players have joined David in Jerusalem, the game is over.


Start



Go forward
1 space.



Go back
1 space.



Go forward
1 space.



Go back
1 space.



Go forward
2 spaces.



Go back
2 spaces.



Go forward
3 spaces.



Go back
3 spaces.



This is what I learned today!

Today we learned that King David's son, Absalom, wanted to be king. Absalom was handsome on the outside, but he had an angry and proud heart. He tricked the Israelite people into thinking that he cared for their needs. When the time was right, he said he was the king of Israel. Many of the people believed him. King David knew that his life was in danger so he took his family and faithful men and left Jerusalem. God kept His promise to keep David's kingdom strong, and God fought for David. David was able to go back to Jerusalem and continue as king of Israel.

Today's Memory Verse

2's & 3's:

**Your house and your kingdom will endure
forever before me. 2 Samuel 7:16**

4's & 5's:

**You save the humble, but bring low the haughty.
2 Samuel 22:28**

Haughty Heart to Disobey



Absalom was handsome, had thick hair, and was well-liked by people. But his heart was haughty and proud. Let each child take turns pretending to be Absalom with lots of hair (wear a wig, a mop, or piles of yarn). The child can put his nose in the air as you sing one of the songs below.

2 Samuel 22:28, Memory Verse Song (tune: "This Land is Your Land")

You save the humble, bring low the haughty.
You save the hum-ble, but bring low the haugh-ty.
King David said in, the book Second Samuel,
Chapter twenty-two, twenty-eight.

If You Sin

(tune: "If You're Happy and You Know It")

If you're haughty, and you know it, point your nose. (Up! Up!)
If you're haughty, and you know it, point your nose. (Up! Up!)
If you're haughty, and you know it, then your face will surely show it.
(Make a frown.)
If you're haughty, and you know it, point your nose. (Up! Up!)
(Verse two)
If you say, "I'm sorry," clap your hands. (Clap! Clap!)
If you say, "I'm sorry," clap your hands. (Clap! Clap!)
If you're sorry and you know it, then your face will surely show it.
(Smile.)
If you say, "I'm sorry," clap your hands. (Clap! Clap!)



Absalom wanted to be king instead of his father, King David.