

Materials I Need:

Legend:

-  = Option 1, Appropriate for 1st – 2nd Grade
 = Option 2, Appropriate for 3rd – 6th Grade



Focus Verse:

**“Now, therefore, the sword will never depart from your house, because you despised Me.”
2 Samuel 12:10a**


Memory Verse:



“You save the humble, but Your eyes are on the haughty to bring them low.” 2 Samuel 22:28


Hook:

What Is a Consequence? (Object Lesson/Discussion). ,  On a table, place a tower of blocks, a ball, a large rubber band, a mousetrap and a pencil (or other such objects). Pick up the rubber band and pull it back as if you were going to shoot it. Ask the students if they know what will happen if you let go, then do so. Ask what will happen if you roll the ball into the blocks. Call on a student to roll the ball into the blocks and another to set off the mousetrap using the pencil. Explain that for every action there is a reaction. Another word for “reaction” is “consequence.” Some consequences are good; some are not. We make the choices and take the actions that cause the consequences or reactions. The consequence of studying hard for a spelling test may be a good grade on the test. The consequence for running into the street without looking may be being hit by a car. The consequence for obedience and wisdom will be a blessing such as praise, safety, or joy. The consequence for disobedience is discipline or pain such as injury, sadness, loss of privilege, or a spanking. Some consequences can be known ahead of time and the result is those consequences (as in the case of knocking down the tower). Others may not be known until later and may have a chain reaction of consequences (as in the case of a lie). As you go through this explanation, ask the students for input and examples of actions and consequences.

Option: Rather than using the display of objects as shown above, use the game of Mousetrap to show the chain reaction of consequences.







Chutes and Ladders (Game).  Borrow enough of these games to have no more than six students using one board. As the game is played, have a teacher point out to the students the action that is taken, causing the player to go up the ladder or slide down the chute (pictures are on the game boards). While playing the game, the teacher can ask the students to share some choices they've made (good or bad) and the consequences to those choices.

The Domino Effect (Activity/Object Lesson). ,  Using dominos (or a Domino Rally set), have the students help set up a domino course, making it as simple or elaborate as you like. Everyone will know what is going to happen once you start the dominos falling. Tell the students that, although this was fun to do, dominos are a demonstration of what can happen in our lives due to sin. Even though the action that put the dominos into motion was not repeated, they continued to fall. God forgives our sin when we ask forgiveness and turn away from that sin, yet the consequences that come from it are still allowed by God. In today's Bible Adventure, the students will hear some of the consequences that were put into motion because of David's earlier sin.

 **Avoid Sin (Game).** 🦋, 🦋 Explain to the students that we all face temptations. The Lord wants us to flee or avoid those temptations to sin so that we don't fall into Satan's trap. James 1:14-15 tells us how temptations give way to sin. Review with the students how they learned last week of David's failure to flee from temptation and how he fell deeper and deeper into sin because of it. Tell them that today they will learn of the consequences that followed him the rest of his life because of the choices he made with Bathsheba. Set up a series of large obstacles and time the students as they make their way through them. Label these obstacles with sins such as adultery, telling lies, gossiping, anger, selfishness, disobedience, etc. Be sure to put some of the obstacles very close together to make it difficult for them to pass through without touching them. If a student touches a "sin," the consequence is that he or she must go back to the beginning and start over.



Book:
Presentation Ideas -

-  **The Sin Is Wiped Away (Object Lesson).** 🦋, 🦋 Use this during the Bible Adventure to demonstrate how, even though David's sin was forgiven, there were consequences that remained for the rest of his life as a result of those sins. Use a Magic Slate to show how a sin (write one on the slate) will be forgiven and wiped clean (lift cover to erase), but the shadow of that sin can create consequences that affect a person for the rest of his or her life. Show the underneath side of the lift-off cover to reveal the remaining impression of the "sin." Be sure to write with enough pressure so that the word written shows through.
-  **Absalom Stands at the Gate and Gives Counsel to the People (Illustration/Coloring Page).** 🦋, 🦋 2 Samuel 15:1-6, 2SM04.GF1.
-  **David and His Servants Flee Jerusalem (Illustration/Coloring Page).** 🦋, 🦋
2 Samuel 15:13-18, 2SM04.GF2.
-  **Absalom's Head Is Caught in the Tree (Illustration/Coloring Page).** 🦋, 🦋 2 Samuel 18:9-15, 2SM04.GF3.
-  **David Mourns the Death of Absalom (Illustration/Coloring Page).** 🦋, 🦋 2 Samuel 18:33, 2SM04.GF4.
-  **Joab Speaks with the Wise Woman at the City Wall (Illustration/Coloring Page).** 🦋, 🦋
2 Samuel 20:16-22, 2SM04.GF5.

Bible Adventure for K – 2nd Grades –

King David was known as "a man after God's own heart." This means that he loved God dearly and wanted to please Him. But he was not perfect, and during his reign as king, he chose to commit several serious sins against the Lord. He took Bathsheba as if she were his wife even though she was already married to Uriah. Then he tried to cover up his sin by having Uriah killed in battle. But God saw everything David did and sent His prophet Nathan to confront him. When David realized that he was caught in his sin, he cried out to God to forgive him. Even though David deserved to die, God graciously forgave him and spared his life.

Although David was forgiven, his sin had painful consequences throughout his life. The prophet Nathan told David that because he had murdered Uriah, his family would always be plagued by people hurting and killing one another. This proved to be true when Amnon, one of David's sons, committed a wicked sin against his half-sister, Tamar. Tamar was the sister of Absalom, another one of David's sons. When Absalom heard of the terrible thing that Amnon had done to his sister, he burned with anger and planned how he would take Amnon's life. Two years later he had one of his servants kill Amnon. As a result, Absalom had to flee from his home and didn't see his father, David, for two years.

When Absalom returned home, he persuaded the people to turn away from his father and follow him. Eventually Absalom won the favor of the people and decided to make himself king in place of his father. David and all his servants fled Jerusalem for fear that they would be killed.

Absalom and his followers took over the king's palace and planned how they could keep David from ever returning. Absalom decided to take his army and chase David to kill him. When Absalom's army caught up with David's army they fought in the forest of Ephraim. David's men defeated Absalom's that day. While Absalom was riding his mule in the thick forest, his head got stuck in the branches of an oak tree so that he was left hanging. When one of David's commanders heard that Absalom was hanging there unable to free himself, he threw three spears at him and killed him. When news reached David that his son Absalom had died, he wept bitterly and was filled with deep grief. But in his grief he had forgotten how his men had fought to save his life from his son. When he was reminded of their bravery and loyalty, he got up and encouraged his servants.

David's troubles, however, were far from over. The ten northern tribes of Israel were angry because they were not allowed to be a part of the procession that escorted David back to his palace in Jerusalem. A troublemaker named Sheba decided that he would declare himself king of the northern tribes. The elders of these tribes followed him. David knew that Israel would never be united as long as Sheba was alive, so David had Sheba hunted down and killed.

The attempts of both Absalom and Sheba to become king had failed. David was once again ruler over all of Israel, but things would never be the same. The words of the prophet Nathan were true—David suffered greatly for his sin. Two of his sons, Amnon and Absalom, were now dead. We must remember that, just as with David, God forgives us for our sins but we still must face the consequences of our actions. It's like when your parents forgive you for being naughty but you still are disciplined with a spanking. The spanking is the consequence for your sin but your parents never stop loving you. So it is with God. We must try to avoid the pain and suffering that God allows as discipline for our sins by obeying God's Word and living a life pleasing to Him.

Bible Adventure for 3^d – 6th Grades –

Before David had even become king of Israel, God referred to him as “a man after My own heart.” But David was not perfect, and after he became king, he fell into sin. He took Bathsheba, another man's wife, then had the man, Uriah, murdered on the battlefield. He tried to cover up the murder and the fact that he had made Bathsheba pregnant, but God was not fooled. He sent the prophet Nathan to confront David. David admitted his sin, and although he deserved to die, God graciously forgave him and spared his life.

David's sin did not leave him unmarked, however. Life did not just go back to normal for him. Even though he had God's forgiveness, David still had to deal with the consequences of what he had done. Nathan told him what those consequences would be in 2 Samuel 12:10a: “Now, therefore, the sword will never depart from your house, because you despised Me...” David had not honored and obeyed God, and as a result, his own home would become a place of violence.

The violence began when Amnon, one of David's sons, attacked and abused his half-sister, Tamar. Tamar was the sister of Absalom, another of David's sons. When Absalom heard what Amnon had done, he began to look for a way to kill him. Two years later, he had his servants strike Amnon dead. Absalom was banished and forbidden to see his father, David, for two whole years.

When Absalom did return, he revealed his evil heart by beginning to steal the loyalty of the people away from David. Early each morning he stood at the city gates where people would come to have their disagreements and problems solved. With his father busy taking care of the needs of the nation, Absalom stepped in and helped find solutions to the people's problems. They were grateful, and over time, Absalom became their favorite. After four years of doing this, Absalom came up with a plan to take David's throne from him. Every day more and more people joined Absalom until news of the plot reached David. He and all his servants left Jerusalem, fearing that they would be killed.

Absalom and his men moved into the palace in Jerusalem and tried to figure out how they could get rid of David permanently. Ahithophel, once David's friend and advisor, betrayed David and went over to Absalom's side. He advised Absalom to let him take 12,000 troops to track down David and have him killed. But Hushai, another counselor who was secretly loyal to David, said that Absalom should go after David himself and take most of the army with him. Absalom liked Hushai's plan best. Hushai told the

priests about the plan, and they sent their sons to report it to David. David and those who were with him crossed over the Jordan River, and Absalom was not able to mount a surprise attack on them.

David numbered and organized his army and sent them out against Absalom. They fought in the forest of Ephraim, and David's army won. In the midst of the battle, Absalom rode his mule under a great tree, and his head became entangled in the tree so that he could not get loose. When Joab heard of this, he rode to where Absalom was and threw three spears through Absalom and killed him. When David heard about Absalom's death, he wept and grieved. In his sadness, he even forgot that Absalom died in an attempt to kill David so that he could be king. Joab reminded David of this and warned David that he needed to go and speak to the men who had fought for him to encourage them.

There was a lot of confusion in Israel now because of Absalom's actions. Many had followed him, but now that he was dead, they did not know whom to follow as their leader. David sent a message to the elders of Israel to let them know that he was still a friend to them, and he made Absalom's general, Amasa, general over his own army in place of Joab. Then all the men of Judah said that David should return to Jerusalem and be their king once more. They all went down to the Jordan River to escort David back. But the ten northern tribes of Israel were angry that they were left out of bringing the king back. They argued with the men of Judah until a man named Sheba called out to the crowd and told them that David would not be their king. Every man from the ten tribes of Israel deserted David and followed Sheba, but the men of Judah remained faithful to their king.

David realized that Sheba was just as dangerous, perhaps more so, to him as Absalom had been. The kingdom would not be united with Sheba there to lead the Israelites in rebellion. So he called for Amasa to gather an army of soldiers to hunt Sheba down and kill him. He gave Amasa three days to do this, but when Amasa did not come in time, David told Abishai to gather the mighty men and go after Sheba.

So Abishai, Joab, and the mighty men went out and on their way they met Amasa. Joab hated Amasa because David had made him general. He turned on Amasa and killed him so that he could lead the army once more. The troops were willing to follow Joab and on they went in their search for Sheba. They finally found him in the city of Abel Beth Maacah. The mighty men began to batter the city wall, but before they could tear it down, a wise woman came out of the city and made a deal with Joab. Joab stopped his attack on the city in exchange for the head of Sheba. Then Joab and his army returned to David in Jerusalem.

The nation was united again under David, but it was a bloody time in Israel's history, a time of suffering and tragedy for the nation and for David's family. God's promise that "the sword would never depart" from David's house had come true. David had lost not just one son but three: the baby Bathsheba had given birth to, Amnon and Absalom. Although God had forgiven David of his sin, the consequences of it were all too plain to see. Seeing what happened to David should be a serious reminder to us that our God hates sin. If we choose to play around with it, we will suffer the consequences. Yet, when we do, it's not because God has abandoned us, but He allows us to feel the sting of what we've done so that we can learn from it. Knowing that sin brings us pain and suffering should help us make right choices that please and honor the Lord. Even in the middle of this painful period of David's life, God loved him and remained loyal to him. He kept His covenant with David, and the three promises that were part of the covenant would last. We know that, even if we stumble and fall and fail Him, God remains faithful to His children to finish the work He has begun in us.

Aim Questions:

- 1. What were the consequences of David's sins against Uriah?** *The sword would no longer depart from his family.*
- 2. Who killed Amnon and why?** *Absalom killed him because he violated his sister.*
- 3. What did Absalom begin to do to win the loyalty of the people?** *He stood at the city gate and decided their cases.*
- 4. What did Absalom do once he gained the favor of the nation of Israel?** *He began to revolt against David and overtook his father's throne.*
- 5. Who also tried to start a revolt once Absalom died?** *Sheba.*
- 6. What happened to him?** *The people of the city in which he was hiding killed him.*
- 7. What were the consequences of David's sins?** *He lost two of his sons to violent deaths: Amnon and Absalom.*
- 8. What can we learn from this story today?**



Look:



Sin and Its Consequences (Worksheet). 🦋, 🦋 Have the students color the pictures and then draw a line from the action/choice to the correct reaction/consequence, **2SM04.GF6**.



The Consequences Remain (Craft). 🦋, 🦋 Each student will need:
2SM04.GF7 Pg. 1 instruction sheet
labels from **2SM04.GF7 Pgs. 2-5**
1 sheet of construction paper
yarn
scissors
glue

Have the students assemble the craft as shown on the instruction sheet. Leave the consequences (which are dangling by pieces of yarn) unattached to the page so that they hang freely. Discuss how David's sins were forgiven, but the consequences of those sins stayed attached to him for the rest of his life.



Which Way to Go? (Worksheet). 🦋 Ask the students if they know that God always gives us a choice (1 Corinthians 10:13) when we are faced with sin. Discuss how we can choose to give to the temptation or we can flee from it. If we choose to sin, we will face the consequences for our sin. God tells us this very clearly in the Bible. We do not know what the consequences will be, but God is faithful and just. We can be assured that the consequences will occur. Have the students look at some of the consequences that people faced when they chose the sinful route. Using **2SM04.GF8**, have them look up the verses in the first column. Next, have them write down who was involved and what the sin was. Have them look up the verses in the next column and, in the last column, write the consequences for the sin committed.



Hangman (Game). 🦋, 🦋 As a class or in small groups, have the students try to figure out the name of one of the characters in today's Bible Adventure. Each time they guess a letter incorrectly, have them draw a body part, starting with the head. Make sure that they cross off which letters were guessed incorrectly so that they don't make the same mistake twice. The winner is whoever guesses the name before they are "hanged" (all of the body parts are drawn). *Answer: Absalom, 2SM04.GF9.*






David's Consequences with His Sons (Discussion). 🦋 David was forgiven for his terrible sins of adultery and murder. However, he had ongoing consequences that were seen in the lives of his family. Ask the students what sins his sons committed. They should respond that it was Amnon's sin against Tamar and Absalom's murder of Amnon. Why do you think each person felt that he could get away with the sin? Was it because they saw David sin and he seemed to get away with it? Why didn't David punish Amnon instead of just getting angry? Was it because he was guilty of a great sin, too, and did not get punished? How can our sin affect the lives of others around us? Sin may be forgiven but the consequences often linger in ways we don't like.



Wall Ball (Game). 🦋 Have a group of students stand facing a large wall with no windows. They should be 20 feet from the wall to start. Take a tennis ball and throw it against the wall. When the ball comes back, a student should attempt to pick it up without dropping it. If the student does not drop the ball, he or she gets to throw it back to the wall. As the ball comes back, some students may not be able to get out of the way. They must try to catch it if it comes their way. If they drop the ball, then they must go to the wall and put both hands on the wall. A leader then takes a soft Nerf ball and throws it at the back of the person at the wall. The students may or may not get hit. The spiritual element in this is an object lesson about sin. Dropping the ball would be the sin. Going to the wall would be the punishment. Play this game for a while and then add the possibility of the one on the wall asking for forgiveness and not having the ball hit them. You may vary the rules to suit your needs.





Aim Questions (Worksheet). 🦋 Have students answer the aim questions about today's Bible Adventure, **2SM04.GF10**.

 **Passage Review Questions (Worksheet).** ,  This booklet contains many questions from the Scripture passage covered in today's lesson. Students may work on them in class and complete them during the week at home, **2SM04.GF11 Pgs. 1 & 2.**




 **2 Samuel 22:28 (Memory Verse Song).**  Words and music for today's memory verse are available upon request from Children's Ministry.







Took:


 **Damaged Goods (Craft).**  Each student will need:
craft instruction sheet (**2SM04.GF12 Pg. 1**)
label from **2SM04.GF12 Pg. 2**
¼ sheet of pink paper
1 piece of cardstock in a contrasting color
scissors
glue
markers
glitter
ribbon
sequins

Ask them to cut their pink pieces of paper into large hearts. Show them two hearts that you have cut out. Ask them to crumple their hearts as you crumple one of yours. Tell them that the uncrumpled heart is like the heart of Christ, without any damage from sin. Now show the crumpled heart. Tell them that a heart filled with sin does not look like or function as God intended it. Uncrumple and smooth out your paper heart as you explain that God will forgive the sins of those who ask and repent and that their hearts can once again be right with God. Ask the students to uncrumple and smooth out their own paper hearts as best they can. Point out that the more crumpled their hearts were, the more marks are left on them. God forgives sin and a person's heart can be restored, but the consequences of the sin are still there, leaving a mark on the person's heart forever. Have the students glue their hearts onto the cardstock along with their verse labels as shown on the craft instruction sheet. Ask them to write a prayer to the Lord concerning what they learned today (i.e., asking Him to forgive a sin, to give them have a humble, obedient heart, or to help them remember that there are consequences to sin). Then allow each student to decorate his or her picture. When finished, have each student add a ribbon hanger. Ask the students to put these up somewhere at home where they will see it every day and be reminded of the lasting consequences of sin.

 **Dodging Sin (Game).** ,  Weather permitting, you may want to play this game outside. If you use beanbags or Nerf balls, you can successfully play this in the classroom. The students are to be on one side of the room and a teacher on the other side. The teacher throws the balls at the students and calls out a sin. The students dodge the sins by moving away to avoid being hit with the ball. If a student is hit with a sin, he or she must sit on the side (away from the running students, to avoid injuries). Once all players are sitting on the side, the teacher calls out "Repent!" and all the students return to play.

 **Avoid Sin (Labyrinth Craft).** ,  Materials needed: a large shoe box lid or a boot box lid, large marshmallows, glue, Play-Doh or salt dough, and markers. You may have the students color and decorate **2SM04.GF13** and glue it inside the bottom of the lid or simply use it as a diagram sheet to construct your own. Using different colors, have the students color the tops of the marshmallows and glue them in place. Next, have them trace a dotted line through the maze of sin obstacles. Make a ball out of fresh Play-Doh or salt dough approximately the size of a marble or large gumball. (If you use a real marble, ball, or gumball, it will be too smooth and roll too fast.) Now have the students try to move the ball through the maze of sins by tipping the lid. The object of the game is to avoid touching the marshmallows from start to finish. Encourage the students to avoid the sins that they might be tempted with this week.

 **Create in Me a Pure Heart (Booklet).** 🎨, 🦋 Each student will need **2SM04.GF14 Pgs. 1 & 2** duplex-copied onto colored paper. Explain to the students that when we choose to disobey we face the discipline that goes with that choice. This discipline can come in the form of a consequence and/or a physical punishment (spanking). In any case, we must understand that sin causes us, and often those around us, pain and suffering in one way or another. Even though David deserved death, God forgave his sins. When God's children sin, He will not abandon them. However, He hates sin and will discipline those He loves. Because we want to please God in all that we think and do, we will avoid displeasing our heavenly Father by making choices not to sin. During the week, have the students keep track of those temptations they might be confronted with and how they responded to them. Will they fall into sin or flee from it? Have them also record those times when they sinned and the consequences or discipline that followed. Encourage the students to keep short accounts with God again this week.

 **Sin Clouds Our Judgment (Discussion).** 🎨, 🦋 David spent a year without confessing his sin with Bathsheba. It made his life very difficult. Read Psalms 32 and 51 to see what happened. Later he had difficulty dealing with the sins of his sons. His sin clouded his judgment. How does sin cloud our judgment, and what should we do about it?

Absalom Stands at the Gate and Gives Counsel to the People



David and His Servants Flee Jerusalem



Absalom's Head Is Caught in the Tree



David Mourns the Death of Absalom




Joab Speaks with the Wise Woman at the City Wall



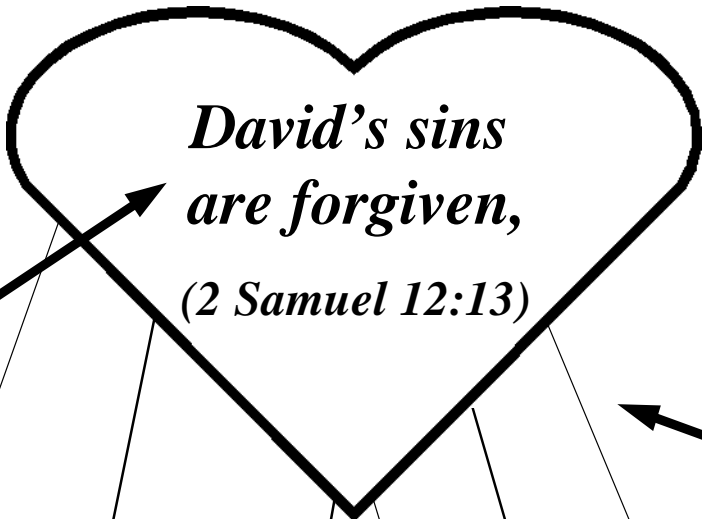
SIN and Its CONSEQUENCES



Color the pictures and then draw a line from the action or choice to the correct reaction or consequence.

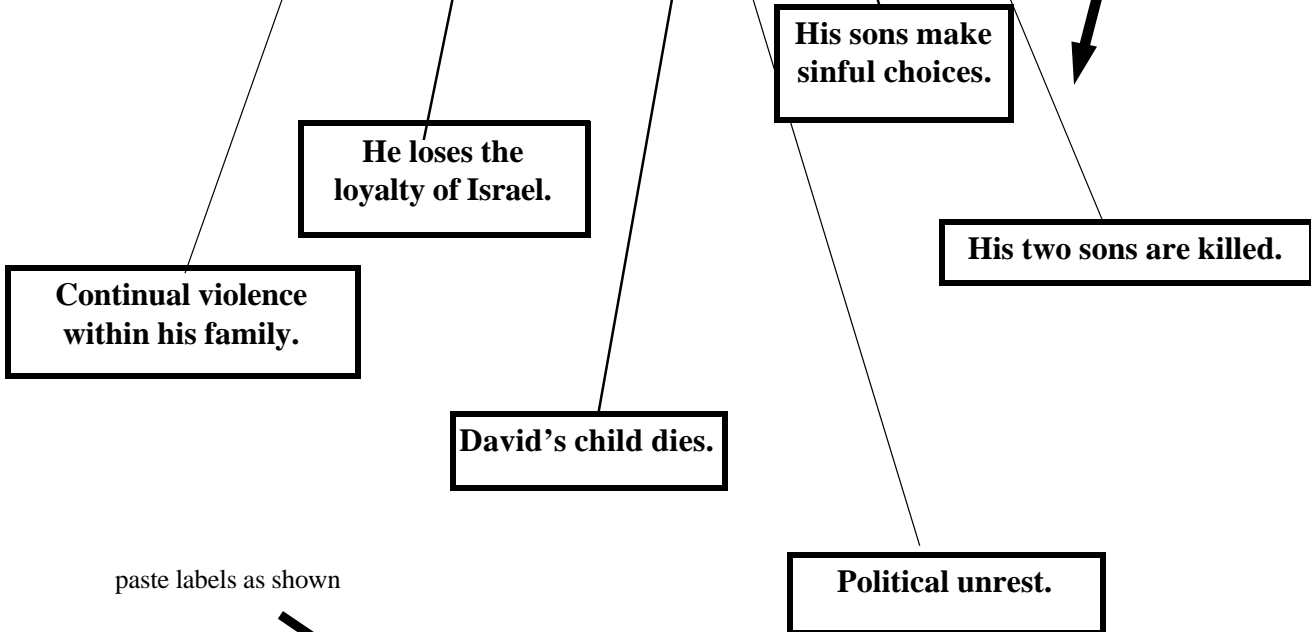


God Promises Forgiveness



paste labels as shown

tape yarn from heart to consequences



paste labels as shown

*but the consequences of his sin remain.
(2 Samuel 12:10-11)*

*David's sins are
forgiven,*

2 Samuel 12:13

*David's sins are
forgiven,*

2 Samuel 12:13

*David's sins are
forgiven,*

2 Samuel 12:13

*David's sins are
forgiven,*

2 Samuel 12:13

God Promises Forgiveness

God Promises Forgiveness

God Promises Forgiveness

God Promises Forgiveness

***but the consequences of his sin remained.
2 Samuel 12:10-11***

***but the consequences of his sin remained.
2 Samuel 12:10-11***

***but the consequences of his sin remained.
2 Samuel 12:10-11***

***but the consequences of his sin remained.
2 Samuel 12:10-11***

David's child dies.

**His two sons are
killed.**

**He loses the
loyalty of Israel.**

**Continual violence
within his family.**

**His sons make
sinful choices.**

Political unrest.

David's child dies.

**His two sons are
killed.**

**He loses the
loyalty of Israel.**

**Continual violence
within his family.**

**His sons make
sinful choices.**

Political unrest.

David's child dies.

**His two sons are
killed.**

**He loses the
loyalty of Israel.**

**Continual violence
within his family.**

**His sons make
sinful choices.**

Political unrest.

David's child dies.

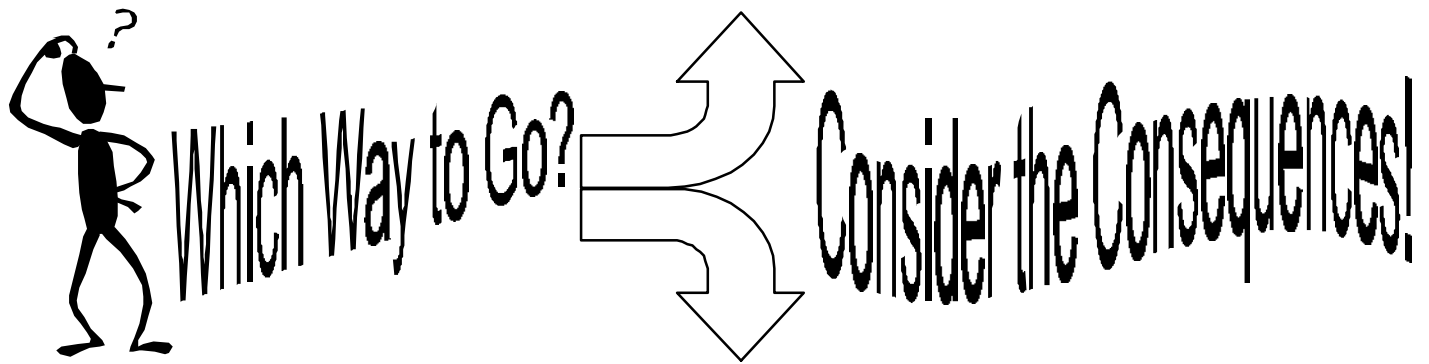
**His two sons are
killed.**

**He loses the
loyalty of Israel.**

**Continual violence
within his family.**

**His sons make
sinful choices.**

Political unrest.



What should you do when you come to a fork in the road? Do you go left or right? You must make a choice. The type of fork in the road that we are talking about is the choice between choosing to sin or choosing not to sin. The Bible tells us that we will face consequences if we choose to sin. In fact, we will face consequences if we do not choose to sin. These consequences are certainly more pleasant! Let's take a look at some of the people in the Bible who chose the wrong path and the consequences that they faced. In the verses listed below, look for the person and the sin that was committed. In the column next to it, choose the appropriate verse and summarize the consequence of that sin.

Who and What?


Consequence?

Acts 4:32		Acts 5:1-5	
Genesis 19:17		Genesis 19:26	
Esther 3:5-6, 4:9-14		Esther 7: 1-10	
John 8:44		Revelation 12: 7-9	
Genesis 3:6		Genesis 3:17-19	
2 Samuel 11:1-5		2 Samuel 12:14	

1 John 1:9 tells us that we will be cleansed from our sins if we confess with true repentance. It does not say that we will not face consequences. God is faithful and just. We can trust Him to keep His Word. See also Psalm 51.

HANGMAN

Find out who was hung in a tree by guessing the letters in the person's name. Do you know what happened next? Write the story around the tree.



A B C D E F G H I J K L M N O P Q R S T U V W X Y Z

“You save the humble, but Your eyes are on the haughty to bring them low.” 2
Samuel 22:28

Aim Questions

Answer the following questions about today's Bible Adventure.

1. What were the consequences of David's sins against Uriah?
2. Who killed Amnon and why?
3. What did Absalom begin to do to win the loyalty of the people?
4. What did Absalom do once he gained the favor of the nation of Israel?
5. Who also tried to start a revolt once Absalom died?
6. What happened to him?
7. What were the consequences of David's sins?

Think about the consequences of your wrong choices.

Pray for God's help in choosing not to sin, and avoid the pain and suffering that God allows as discipline for sin.

Obey God's Word and live a life pleasing to Him!.

2
Samuel
15-20

"You save the humble,
but Your eyes are on the haughty
to bring them low."
2 Samuel 22:28

Because of the way that David was mourning for his son, his army's victory was not joyous. How did the men enter the city because of this? Who reprimanded David for what he did to humiliate his army? What was said, and how did David then correct the wrong that he had done? 19:1-8

Passage Review Questions

2 Samuel 15 - 20

When Absalom's sheepshearers were at Baal Hazor near Ephraim, who did he invite to come? Who did he want there most of all? 13:23-27

What was the reason that Absalom wanted Amnon there? What did Absalom order his men to do, and what did the other brothers do when the command was carried out? 13:28-29

When David had heard the report that, at first, all of his sons were dead, he started to mourn for them. Then he was told that it was only Amnon who had been killed. What did Absalom do? 13:32-34

Where did Absalom flee, and how long was he gone? How long did David mourn for Amnon? 13:37-39

David longed to see Absalom. Joab, one of David's commanders, decided to send a wise woman to him. What was this woman to do? 14:1-3

When the woman went to see David, what was the tale that she told him, and what was David's reaction to this tale? 14:4-8

When David had finished listening to the woman, what did he ask her, and how did the woman answer him? What David tell Joab was to be done? 14:18-21

Joab fell on his face before David and blessed the king. What did he say and do? Who still did not see the face of the king? 14:22-24

What did Absalom look like? How many children did he have? 14:25-27

How many years did Absalom live in Jerusalem without seeing David's face? What happened when he wanted Joab to see him and he refused to? 14:28-30

What happened between David and Absalom after they were reunited? 14:32-33

In time, Absalom was able to acquire a chariot and horses and men to run ahead of him. What would Absalom do each morning, and what eventually happened to the hearts of the men of Israel? 15:1-6

After four years, what did Absalom ask of the king? When it was granted, what did he do when he got there? Who also joined Absalom? 15:7-12

A messenger came to David and told him what Absalom had done. What did David do to stay away from Absalom and his men? 15:13-15

When Absalom met some of David's men, what happened to him? When Joab was told about Absalom, he was angry that Absalom had not been killed. The man told Joab what he had overheard. What was it? 18:9-12

The man finished by saying that he did not want to put his life in jeopardy. What did Joab do? 18:13-15

How was Absalom buried while all the Israelites were fleeing to their homes? What had Absalom erected to himself? Why did he do this? 18:17-18

How was David told of Absalom's death? Did David mourn for his son even after all the evil that Absalom had done to his father? 18:31-33

Damaged Goods

Craft Instruction Sheet

prayer example

ribbon hanger

stickers

Dear Lord,
Please give me a humble, obedient heart. Help me to remember the consequences of sin.

ribbon

pink crumpled heart

stars or sequins

verse label

ribbon

Even though God forgives sin and our hearts can be restored to a right relationship with Him, the consequences of our sin remain.

“You save the humble, but Your eyes are on the haughty to bring them low.” 2 Samuel 22:28

The image shows a craft instruction sheet for a project titled "Damaged Goods". The sheet is divided into three horizontal sections. The top section is yellow and contains a prayer: "Dear Lord, Please give me a humble, obedient heart. Help me to remember the consequences of sin." This section is flanked by two butterfly stickers and has a white ribbon hanger at the top. A teal ribbon is attached to the bottom of this section. The middle section is also yellow and features a large pink heart with a crumpled texture. It is decorated with several small, five-pointed star stickers. A light blue ribbon is attached to the bottom of this section. The bottom section is a white rectangular box containing a Bible verse: "Even though God forgives sin and our hearts can be restored to a right relationship with Him, the consequences of our sin remain." Below this is the quote: "You save the humble, but Your eyes are on the haughty to bring them low." 2 Samuel 22:28. Arrows from labels point to various elements: "prayer example" points to the prayer text; "ribbon hanger" points to the white hanger; "stickers" points to the butterfly stickers; "ribbon" points to the teal ribbon; "pink crumpled heart" points to the large heart; "stars or sequins" points to the star stickers; "verse label" points to the Bible verse; and another "ribbon" points to the light blue ribbon.

Even though God forgives sin and our hearts can be restored to a right relationship with Him,
the consequences of our sin remain.

“You save the humble, but Your eyes are on the haughty to bring them low.” 2 Samuel 22:28

Even though God forgives sin and our hearts can be restored to a right relationship with Him,
the consequences of our sin remain.

“You save the humble, but Your eyes are on the haughty to bring them low.” 2 Samuel 22:28

Even though God forgives sin and our hearts can be restored to a right relationship with Him,
the consequences of our sin remain.

“You save the humble, but Your eyes are on the haughty to bring them low.” 2 Samuel 22:28

Even though God forgives sin and our hearts can be restored to a right relationship with Him,
the consequences of our sin remain.

“You save the humble, but Your eyes are on the haughty to bring them low.” 2 Samuel 22:28

Even though God forgives sin and our hearts can be restored to a right relationship with Him,
the consequences of our sin remain.

“You save the humble, but Your eyes are on the haughty to bring them low.” 2 Samuel 22:28

Even though God forgives sin and our hearts can be restored to a right relationship with Him,
the consequences of our sin remain.

“You save the humble, but Your eyes are on the haughty to bring them low.” 2 Samuel 22:28

Even though God forgives sin and our hearts can be restored to a right relationship with Him,
the consequences of our sin remain.

“You save the humble, but Your eyes are on the haughty to bring them low.” 2 Samuel 22:28

Even though God forgives sin and our hearts can be restored to a right relationship with Him,
the consequences of our sin remain.

“You save the humble, but Your eyes are on the haughty to bring them low.” 2 Samuel 22:28

FINISH - HONOR GOD

glue
marshmallow
here

REBELLION

SELFISHNESS

glue
marshmallow
here

glue
marshmallow
here

P
R
I
D
E

glue
marshmallow
here

DISOBEDIENCE

glue
marshmallow
here

ANGER

glue
marshmallow
here

ENVY

glue
marshmallow
here

GOSSIP

LYING

glue
marshmallow
here

glue
marshmallow
here

DISRESPECT

START - AVOID SIN

Verses for Reflection

Psalm 51
Psalm 39:11
Psalm 103:10
Psalm 94:12
Proverbs 1:7
Proverbs 5:12
Proverbs 5:23
Proverbs 6:23
Proverbs 10:17
Proverbs 12:1
Proverbs 13:18
Proverbs 13:24
Proverbs 15:32
Hebrews 12:6
Hebrews 12:10




*“Create in me a pure heart,
O God, and renew a steadfast
spirit within me.”*



FAMILY FUN SHEET

Avoid Sin

Explain to your children that we all face temptations. The Lord wants us to flee or avoid those temptations to sin so that we don't fall into Satan's trap. James 1:14-15 tells us how temptations give way to sin. Tell them that today they will learn of the consequences that followed David the rest of his life because of the choices he made with Bathsheba. Set up a series of large obstacles and time your children as they make their way through them. Label these obstacles with sins such as adultery, telling lies, gossiping, anger, selfishness, disobedience, etc. Be sure to put some of the obstacles very close together to make it difficult for them to pass through without touching them. If a child touches a "sin," the consequence is that he or she must go back to the beginning and start over.




This is what we learned today:

Passage ~ 2 Samuel 15-20

Memory Verse ~ "You save the humble, but Your eyes are on the haughty to bring them low."
2 Samuel 22:28

Application Points ~

- ◆ We reap what we sow.
- ◆ God forgives sin, but we still suffer the consequences.
- ◆ Confess your sin and humbly trust



~ Praying Scripture for Your Children ~

- ◆ Godly men and women from Abraham to today have interceded in prayer on behalf of their families. Abraham prayed for Lot. Moses prayed for Israel, which included his own sons.
- ◆ Pray for your children according to the Word of God. Look at Paul's prayer for the Ephesians.

"For this reason I kneel before the Father, from whom His whole family in heaven and on earth derives its name. I pray that out of His glorious riches He may strengthen you with power through His Spirit in your inner being, so that Christ may dwell in your hearts through faith. And I pray that you, being rooted and established in love, may have power, together with all the saints, to grasp how wide and long and high and deep is the love of Christ, and to know this love that surpasses knowledge—that you may be filled to the measure of all the fullness of God."



Create In Me A Clean Heart

Create in me a clean heart, O God.
And renew a right spirit within me.
Cast me not away from your presence, O Lord.
And take not the Spirit's power from me.
Restore unto me the joy of thy salvation.
And renew a right spirit within me.



Note: David pleaded for restoration from God after his sin. No believer can lose the Holy Spirit in regard to salvation. However, like Saul, a believer can lose the privilege of being used by God until his sin is dealt with. "Take not Thy Holy Spirit from me" means "Don't let me be useless and without comfort." We have changed

PASSAGE

- Daily Bible Reading:** 2 Samuel has many easy-to-follow narratives for all ages. Here is a breakdown of passages you can read throughout the week:

Day 1: Chapter 15

Day 2: Chapter 16

Day 3: Chapter 17

Day 4: Chapter 18

Day 5: Chapter 20

- Family Bible Night: 2 Samuel 19**

The army of Absalom finally caught up with David's army, and they fought in the forest of Ephraim. David's army defeated Absalom's that day. While Absalom was riding his mule in the thick forest, his head became wedged between the thick branches of an oak tree so that he was left hanging. When Joab heard where Absalom was, he went and threw three spears through him and killed him. When David heard that his son Absalom had died, he wept bitterly and mourned. In his mourning, David forgot that his servants and soldiers had fought to save his life from his son. When rebuked by one of his generals, Joab, about this, he realized the trouble he had caused his own and encouraged them.



The nation of Israel was in much confusion. They had followed Absalom in his failed attempt to overthrow David as king, but with Absalom dead, they did not know where to turn. David sent word to the elders of Israel, granting them peace and seeking reconciliation. He offered Amasa, the general of Absalom's army, the post of general over his army in order to replace Joab, whose power and influence had grown considerably. When Amasa accepted David's offer to be the general over the Israelite army,

PERSONAL APPLICATION

The Consequences of Sin

With King David on the throne of Israel, battles were being won, the people were encouraged, and the nation seemed to be enjoying the peace and rest it longed for from its enemies. But with two sinful choices, David's kingdom plunged into chaos and grief as a result of the consequences of his sin. Three sons were dead because of it, and his family life and monarchy were never the same again.

Although the Lord forgives the sins of His people, the consequences of those sins may still be felt as punishment for them. As was the case with David, he endured God's discipline and judgment upon his life, although God completely forgave him (2 Sam. 12:13). God still remained loyal to His covenant with David and the three promises related to it would last.

This episode in David's life should serve as a shocking reminder that our God hates sin and we will face the consequences of it. Yet when we do, it is not because the Lord has abandoned us. He allows us to be disciplined for our own good. Avoiding pain and suffering due to sin should serve as a word of caution for all those who desire to please and honor the Lord.

Application Questions:

- ◆ Which sons of David died as a result of his sin?
- ◆ What are the consequences for sin?

PRAYER

David's sins and their consequences are very sobering. We must be humble and serious about getting rid of our own sin. Help your children to see their sin and learn how to recognize it themselves. You **must** be honest and transparent about your own sin in prayer before your children. Hypocrisy and generic confession will not show them real faith.

Plead: Sincerely ask God to show you your own sin.

Confession: Ask for forgiveness for any ways in which you haven't honored God this week.

Supplication: Ask God for help in honoring Him. Pray for any areas of need in your lives.