

**Memory Verse:**

Two- and three-year-old verse: 2 Samuel 7:16: Your kingdom will endure forever before me.

Four- and five-year-old verse: 2 Samuel 7:16: Your house and your kingdom will endure forever before me.

**Aim Questions for 2's & 3's:**

1. Who came up with a wicked plan to kill Bathsheba's husband? (*King David.*)
2. Who was angry with David for sinning and wanting something that wasn't his? (*God.*)
3. Who forgave David's sin and gave him another son named Solomon? (*God.*)

**Aim Questions for 4's, 5's & K:**

1. What did King David do with Bathsheba and Uriah that was very wrong? (*David wanted Bathsheba for his own wife, so he had Uriah killed in battle.*)
2. What parable story did Nathan tell David to show him he deserved to die for his sin? (*Nathan told about the rich man who stole the poor man's one, loved sheep. This was like rich King David taking Uriah's one, loved wife.*)
3. What happened to David and Bathsheba's baby because of David's sin? (*Their baby got sick and died.*)
4. Does the sovereign Lord keep His promises? (*Yes. God promises to punish us when we disobey, and He promises to bless us when we obey. Say the memory verse.*)

**Key for symbols:**

- This box symbol represents ideas that can be used for two-year-olds through kindergarten. Please remember to slow down the pace for two-year-olds and keep the pace moving for five-year-olds.
- ② This symbol represents ideas that are best used for two- and three-year-olds.
- ④ This symbol represents ideas that are best used for four-year-olds through kindergarten.


**Hook:**

**"We Can't Hide Sin From God" Center:** Bring a dishpan full of water and a ping pong ball to class. Tell the children that the ball represents sin, and they are to hide the ball in the pan of water. What does the ball do? Our sin is like the ball; we can't ever hide it from God. We can't hide our sin from others for very long either. In today's Bible Adventure, David tries to hide his sin, and it worked for a short time, but God saw David's sin, and He punished David for it.


**Sin Weight Center:** Bring wrist or arm weights or small hand bars to class. Assign different people to carry the weight around for awhile. Check to make sure that a child doesn't set it down or take it off as he does other activities. When he gets tired, he can bring his weight back to the teacher. The teacher explains that sin is like the weight. We can carry it around for awhile, but it makes us tired. When we tell our sin to God and ask for forgiveness, He takes the sin away, and we feel lighter in


our hearts. In today's Bible Adventure, David is sorry for the sin he did and asked God to make his heart pure and clean.

---

 **Sin and Forgiveness Faces: (2SM03ECGF7)** Provide each student with two small paper plates and a wooden craft stick. Let your student cut out GF7 happy and sad faces and glue them on the paper plates (or draw a sad face on one plate and a happy face on the other). You might also provide yarn to glue around the faces for hair. Have your children glue or staple the plates back to back with the craft stick taped in between to form a handle. As each child finishes, the following conversation can be instigated by the teacher. "When we do wrong things that make God sad, we are sad, too. (Have them show you the sad face.) When we tell God we are sorry, He forgives us. Then we are happy." (Have them show you the happy face.) Encourage the children to hold up the appropriate face as you read the following situations.

1. I eat a cookie after Mother told me not to.  
I tell God I'm sorry, and I'll try to obey.
2. I am mean to my brothers or sisters.  
I tell God I'm sorry, and I'll be nicer.
3. I make a mess and don't clean it up.  
I tell God I'm sorry, and I clean up the mess.
4. I tell my friend her new shoes are ugly.  
I tell God I'm sorry, and I'll talk nicer.
5. I play with something that doesn't belong to me.  
I tell God I'm sorry, and I'll always try to ask for things first.

 **Baby Care Center:** Put out dolls, clothes, dishes, blankets, and beds for the children to practice taking care of babies. In today's Bible Adventure, David and Bathsheba have a baby named Solomon who would become king after David.

 **"Who Has My...?":** Seat children in a circle and select one child to sit on a chair in the middle. Provide a bag of things children enjoy, like different kinds of packaged candies, cookies, or crackers that they can keep until snack time. Let the selected child choose one thing he would like to have as his own. He sets this on the floor behind him and closes his eyes. The teacher selects someone to go and take the treat from him and hide it in his clothing. When instructed to open his eyes, the first child has to guess who has his snack! When he gets it right, the second child returns it and says he is sorry. In the Bible Adventure today, David takes something that he shouldn't have, and then David tells God he was sorry.


 **Magazine Pictures of Landscape with Hiding Places:** Let children find pictures in magazines with places where they might be able to hide. Tape these on the wall to use in the Look activity labeled "Where Can You Hide?"

④ **"I See Something I Want" Activity:** Bring yummy treats and not-so-yummy treats. The children will learn how David felt when he saw Bathsheba and wanted her for himself. We must remember that God has exactly what we need, and we can be satisfied with what He gives. Seat the children in a circle at the tables. Pass out cupcakes with frosting and some without frosting. When the children see the treats that look yummier than their own, they may want to take what someone else has. Each person must thank God for what he has been given, not comparing it with what someone else has.



### Book:

#### **Presentation Ideas -**

 Color and mount the **2SM03ECGF1, 2SM03ECGF2, 2SM03ECGF3, 2SM03ECGF4, 2SM03ECGF5,** and **2SM03ECGF6** pictures on construction paper. Show them as you tell the Bible Adventure. Save them for future lesson review.

 **"I Have A Friend" Finger Play:**

I have a friend, Who sees all I do. *(Point to eye.)*  
I have a friend, Who says, "I love you." *(Hug self.)*  
I have a friend, can you guess who? *(Shrug shoulders.)*

My friend is God; He's your friend, too. (Point to class.)

### **Bible Adventure for 2's & 3's-**

God was good to King David, and David was able to win all the battles against his enemies. David's kingdom grew very strong.

(Show the 2SM03ECGF1 picture.) Most of the time, David honored God by obeying Him. One evening, when David couldn't sleep, he got up from his bed and walked around on the flat roof of his palace. He looked out across the city and saw a beautiful woman on the roof of another house nearby. The woman's name was Bathsheba. David wanted Bathsheba for his own, but Bathsheba was already married to another man. David should have forgotten about Bathsheba but he didn't.

(Show the 2SM03ECGF2 picture.) King David came up with a very wicked plan to kill Bathsheba's husband. He told his army commander to put Bathsheba's husband where the enemy could easily kill him. Bathsheba's husband bravely died for King David. David had done a bad thing. It was murder! God had said in the Ten Commandments, "You shall not murder."

(Show the 2SM03ECGF4 picture.) David was pleased at first. He did get to marry Bathsheba. They had a baby son together. David thought that his sin was forgotten, but it wasn't. God was angry with David for wanting something that wasn't his. God sent His prophet Nathan to David to let him know that he had not pleased God. Nathan told David that sad things would happen to his family. His baby son would die.

(Show the 2SM03ECGF5 picture.) When David learned how he had displeased God, his heart was heavy and sad because of his sin. He knew he had sinned against God when he had another man killed on purpose. King David prayed to God to forgive his sins. When his baby son became sick, King David would not eat. David pleaded with God for the child. But on the seventh day, the child died. David got up and went to the tabernacle to worship God. He knew that whatever God had decided should happen with his baby was the right thing.

(Show the 2SM03ECGF6 picture.) God forgave David and gave David and Bathsheba another baby named Solomon. It was God's plan to have Solomon become the next king of Israel after David. God would keep His promise to David even though David had sinned in a very big way. God forgave David and let him be king for many more years.

**Prayer:** Dear God, my sins displease You. Please help me not to sin, and when I do sin, please give me a heart to be truly sorry for what I have done wrong. In Jesus' name we pray, amen.

### **Bible Adventure for 4's, 5's & K-**

(Show the review 2SM02ECGF1 picture.) God was keeping His promise to David to give him a strong kingdom that would last forever. Israel won every battle against its enemies.

(Show the 2SM03ECGF1 picture.) Most of the time, David honored God by obeying Him, but one spring, when Joab and his soldiers went out to the hills to fight their enemies, David stayed home in Jerusalem. One evening, when David couldn't sleep, he got up from his bed and walked around on the flat roof of his palace. He looked out across the city and saw a beautiful woman on the roof of another house nearby. The woman's name was Bathsheba. (Have the children say "Bathsheba" several times.) David wanted Bathsheba for his own, but Bathsheba was already married to another man named Uriah. David should have gone into the palace and forgotten about Bathsheba, but he didn't. David wanted her for his own, even though God said it was wrong.

(Show the 2SM03ECGF2 picture.) David wanted to get rid of Uriah so that he could marry Bathsheba. David had a plan--a very wicked plan. David sent a message to his army commander Joab. The message said, "Put Bathsheba's husband, Uriah, in the most dangerous part of the battle. Put him where the enemy will kill him. Make sure that Uriah dies." That was a very bad sin, wasn't it? Killing someone is called murder, and God says in the Ten Commandments, "You shall not murder." David was doing a very wrong thing by asking Joab to make sure the enemy killed Uriah.

Soon, David received a message back from Joab that Uriah was dead. When Bathsheba heard that her husband was dead, she was very sad. She spent many days crying and grieving for her husband. David asked his servants to bring Bathsheba to his palace so that he could make her his wife. After awhile, David and Bathsheba had a baby son together.

(Show last week's 2SM02ECGF5 picture.) David thought that his sin was forgotten, but it wasn't. God was very angry with David for taking something when God said it was wrong. We can never hide

sin from God. He always knows everything. God sent His prophet Nathan to David to let him know what He thought about David's sin.

*(Show the 2SM03ECGF3 picture.)* Nathan told David a story, "There were two men in another town; one was rich and the other was poor. The rich man had many sheep and cows, but the poor man only had one little lamb. The poor man loved his lamb; it ate at his table, drank from his cup, and even slept with the man's arms around it. The rich man did a very bad thing. When a visitor came to stay at his house, he went and stole the poor man's lamb to eat instead of killing his own sheep for food."

When David heard this story, he was very angry at the rich man and said, "That heartless man deserves to die for doing such a bad thing. He must pay the poor man four times as much as the lamb was worth."

*(Show the 2SM03ECGF4 picture.)* Nathan looked David right in the eye, and said, "The Lord says, 'You are like that heartless man. Uriah only had one wife whom he loved very much. You had Uriah killed and took his wife away. Because you have sinned, I will have to punish you. Sad things will happen to your family. Your baby son will die, and your other sons will fight against each other with swords.'"

David's heart was heavy and sad because of his sin. He knew he had done a very wrong thing. David said to God, "I have sinned against You, God. I have done a terrible thing, and now I know it. I would sacrifice a lot of animals if that would help, but that is not what You want from me. You want my heart to be broken and sorry for what I have done. My whole body is weary and aching because of my sin. Create in me a pure and clean heart, Lord. Forgive my sins so that I will be able to help other people turn away from their sin."

*(Show the 2SM03ECGF5 picture.)* David's baby son became very sick, and for seven days, David prayed to God to make his son well. For seven days, David would not eat any food. He just lay on the ground, praying to God. The elders of his household tried to get him to eat something, but he would not.

After seven days, the baby died, and the servants were afraid to tell David for fear of what he would do. But, when David heard the sad news, he got up from the ground, took a bath, and put on clean clothes. He went to the tabernacle and worshiped the Lord. He knew that whatever God had decided about his baby was the right thing. David went home, ate some food, and comforted his wife, Bathsheba. They were both sad that their baby had died.

*(Show the 2SM03ECGF6 picture.)* God forgave David because God is full of mercy when people want to do the right thing. God gave David and Bathsheba another baby named Solomon. David and Bathsheba loved their son dearly, and the Lord loved Solomon, too. It was God's plan to have Solomon become the next king of Israel after David. God would keep His promise to David even though he had sinned in a very big way. God forgave David and let him be king for many more years.

**Prayer:** Dear God, You promise to punish me when I sin, and You promise to forgive me when I really want a pure heart. Create in me a pure and clean heart, oh Lord. In Jesus' name I pray, amen.

---



### Look:

**Aim Questions:** Set the questions under four different animals that represent the rich man's sheep and cows. Set one lamb apart from the others and explain that the rich man should have taken from his own flocks and not taken the only sheep that the poor man had. It was the same with David. Uriah had only one wife and David had a choice of many, yet he took the one wife of another man. David sinned, and God had to punish him for it.

**Snack Time:** Eat the snacks the children acquired during "Hook" time (See "Who has my...?" in the Hook section). Talk about David's sin of taking something that wasn't his to have. Discuss things children do that are wrong, like not obeying Dad or Mom, hurting a brother, or taking something that is not theirs to touch. Discuss what it means to really be sorry. Talk about how we tell the other person involved and God that we are sorry. We also ask them to forgive us.

**David's Wrongs and Rights Coloring Sheet: (2SM03ECGF8)** On the coloring sheet of pictures of David, discuss with the children what David did that was right and what he did that was wrong. Put an "X" on the picture of David sinning, and circle the picture of David saying he was sorry.

- Bible Adventure Review: (2SM03ECGF9)** After children have colored the small pictures of the Bible Adventure and cut them apart, ask them to place them in order of occurrence and retell it to you.
- David's Clothespin Family:** Materials needed: Clothespins with round heads, round beads, glue, ribbon, scissors, yarn, black marker, small piece of white cloth. Take the clothespins and measure the ribbon to the length of the clothespin to cover both the front and the back as cloth over the pin. Color the top of the head flesh color and make eyes, nose, and mouth with a black pen. Glue yarn on the top of the head of each clothespin. Make one David and one Bathsheba. A crown can be made from gold chenille wire. Make baby Solomon by using the wooden bead. Add a face to the bead. Glue the white cloth around the baby to make a blanket. Glue baby Solomon to Bathsheba's front. Add a stand, if desired, so that the family can stand upright.
- God Sees When We Sin: (2SM03ECGF1 and 2SM03ECGF10)** Make stickers from the GF10 page by copying it onto 3 1/3" x 4" laser labels. Let the children color a GF1 page as you talk with them about the sin of wanting something that belongs to someone else. Talk about how God sees everything we do, even though we might think no one knows. Give the children a GF10 sticker to put on their GF1 pages to remind them that God knew what King David had done. Sing "You O Sovereign Lord" as the children color.
- 
- King David's Baby in a Basket Craft: (2SM03ECGF11)** Older children can make the GF11 baby in a basket craft. Younger children can put their clothespin "babies" in a toilet paper tube that has been cut in half lengthwise to make a basket. This baby can represent either King David's baby who was sick and died, or it can represent baby Solomon. To make the paper plate baby in a basket, fold a paper plate in half. Draw a line 1 1/2 inches from the folded edge. Cut out the edges as shown to look like a baby. Draw the face with a pen. Decorate the baby blanket and basket as desired. Bring bits of cloth to glue on for a blanket.
- Memory Verse Review:** Give each child a set of rhythm sticks (available upon request) and let the children tap the rhythm of the memory verse song as they sing. (Give specific instructions about how and when to use the sticks, and quickly remove sticks from any child's hands who is not listening to instructions. Before long everyone will obey your instructions.) Remind the children that God said the words in the memory verse. From David's children's children would come Jesus Christ who is our king. Christ's kingdom is forever. It will never end. Beat the sticks continuously and ask if we were to do this forever, when would we quit? We could never quit! That is how long God will be in charge of His kingdom. For variation, let the children tap their sticks to the floor (their knees, elbows, and shoulders) as they sing.
- Sin Ball Game:** Choose a child to be Uriah and have that child leave the room. Sit the class in a circle on the floor with legs crossed and pass out five or six "sin" balls (small and soft) to different people who hide them in their crossed legs. Uriah comes back and tries to guess who is hiding a "sin" ball. If he is successful on the first guess (without help from the class), he may have another turn. Repeat as interest allows.
- The Forgiveness March:** Bring a drum or pan and spoon to class to use to tap a rhythm. Play a slow beat on the drum while the children walk around the room slowly with a sad face. When we do wrong things, we feel sad. And it makes Jesus sad when we do wrong things. Now play the drum more lightly and quickly. When we hear happy music, we like to walk faster and smile. When we do good things, we feel happy! You may let your group help you compose a prayer that all of the children can learn to say when they have done something they know is wrong to do. Example: "Dear Jesus, I'm sorry I did something that was wrong. Help me do good things, just like You. Amen." Now walk to the beat of the slow drum. Repeat the prayer together and then walk to the happy drum beat.
- Back Pack Relay:** Divide the class into two teams. Fill two backpacks with a heavy brick (or two!). Give one to the first person on each team who puts it on and slowly walks to the other side of the room, takes it off, empties the brick, and walks back with the empty bag. (A teacher will have to return the bricks to the teams to place in the bags for the next team members.) See which team finishes first. Discuss how good it felt to walk back without that heavy weight. Discuss that the

weight is what sin feels like until we say we are sorry and ask God to forgive us and get rid of that old weight.

- Where Can You Hide?** Write several situations of children doing wrong things on papers and place them in a bag (not feeding dog when told, taking a cookie, taking a friend's toy, getting up when told to stay in bed, etc.). Choose a child to come up and pick a paper out of a bag. Tell him what the paper says and ask him if he could hide in one of the different landscape pictures (see "Hook" activity) on the wall. Can we hide from God? No, God sees all and knows all. David did a wrong thing by taking something that God had said was wrong for him to have--someone else's wife. He probably wanted to run and hide from God, but he couldn't do that. He needed to ask forgiveness and never do it again.
- Sin Bags:** Fill large tube socks with sand or gravel and tie a knot in the open end. Ask a child to hold his hands out to his sides. Place a "sin bag" on each hand. Talk about what it feels like to have done wrong and not say you are sorry. When you ask forgiveness, it is like the weight is taken off.
- Hot Potato Sin Bag!** With children seated on the floor in a circle, pass the "sin bag" (bean bag) around the circle. When you say "stop" or the music stops, see who has the sin bag. Continue until all the children have had a turn. Discuss how no one wants to sin and but when we do, we want to ask forgiveness like David.

- 
- Circle Game:** (*tune: "Ring Around the Rosie"*)  
Ring around the house, ring around the playground. (*Circle around with light steps.*)  
Say a sin, do a sin, we all fall down.

We are feeling lo-ow. We are feeling lo-ow. (*Circle around in a crouched position.*)  
Say a prayer (*fold hands*); say I'm sorry; we all get up!

- ④ **Hide and Seek: (2SM03ECGF12)** Play the regular game but with a twist. Have pictures of different sins taped to each child. Have the teacher count to ten and let the students hide. Be sure to have large objects in the room where the children can hide. When the teacher finds a child, ask, "Are you sorry for not picking up your toys?" (or whatever the picture is). The student's response should be "Yes! I'm sorry. Will you please forgive me?" Then say, "I forgive you." Take the "sin" off the child. You can find a few children at a time, and then let the others hide again until all the sins are forgiven.
- ④ **Move Toward God: (2SM03ECGF13)** Supplies: GF13 for a square dice pattern, tape, crayons. Cut the dice pattern out before class. Have the children color the three pictures of obedient behaviors and the three pictures of sinful behaviors. Help the children fold and tape the pattern into a square to form a dice. Review the story of how David sinned against God and his heart was heavy and sad. Then David obeyed and asked God to forgive him. For a game: Place a Bible on a chair at one end of the room and another chair at the opposite end of the room with a picture of sin on it (you can write out "sin," too). Line the children up in the middle of the room and roll the dice. If a picture of obedience to God is shown, the children move one step closer to the Bible. If a picture of disobedience is shown, they move one step toward the disobedience chair. Play the game until the children reach God or until they have reached a certain number of rolls. Be sure to end while the game is still fun.
- ④ **Hide the Bite (Snack):** Have Oreos (or some other kind of layered cookie). Give each child one cookie. Ask the children, "Do you think you can take just one bite of your cookie and hide the fact that a bite is missing? Let's try." Have everyone take a bite and then let the children talk about ways they could hide the fact that a bite was missing. (Take the cookie apart and put it back together, etc.) "Is the bite still missing? Is there any way we can replace the bite we ate? (No.) Our sins are like that bite missing from the cookie; we can never hide our sins from God. What does God want us to do when we sin? He wants us to be sorry for what we did wrong and ask for His forgiveness. Does God forgive sins? (Yes.) Are there still consequences to our sins? (Yes. We receive a punishment.) Relate this to King David. Ask the children how God forgave David. "Was David sorry he had sinned against God? (Yes.) What was a consequence of David's sin? (His

baby died and his sons fought with each other.) Did God forgive David? (Yes.)” End the snack by eating the rest of the cookie.

### Songs:



#### **Samuel 7:16m Memory Verse Song** (tune: “This is My Commandment”)

Your house and your kingdom will endure forever. Fo-or-e-ver be-fore God.  
Your house and your kingdom will endure forever. Fo-or-e-ver be-fore God.

#### **(Chorus)**

Second Sa-muel seven sixteen. (Shout) In the Bi-ble!  
Second Sa-muel seven sixteen. (Shout) In the Bi-ble!

Your throne and your kingdom will endure forever. Fo-or-e-ver be-fore God.  
Your throne and your kingdom will endure forever. Fo-or-e-ver be-fore God.



#### **You O Sovereign Lord** (tune: “I’m in the LORD’s Army”)

David said, “I’m sorry for all my sins, sorry for all my sins, sorry for all my sins.”  
David said, “I’m sorry for all my sins,” and his heart was sad.  
And his heart was sad; and his heart was sad.  
David said, “I’m sorry for all my sins,” and his heart was sad.

God told David He would forgive his sins, He would forgive his sins, He would forgive his sins.  
God told David He would forgive his sins, and his heart was glad.  
And his heart was glad; and his heart was glad.  
God told David He would forgive his sins, and his heart was glad.



#### **Create in Me a Clean Heart**

Create in me a clean heart. O-o-oh, God,  
And renew a right spirit within me.  
Create in me a clean heart. O-o-oh, God,  
And renew a right spirit within me.



#### **What a Friend We Have in Jesus**

What a friend we have in Jesus,  
All our sins and griefs to bear!  
What a privilege to carry  
Everything to God in prayer!



### Took:



**“God Sees Me” Necklace: (2SM03ECGF14)** For each child, provide GF14 picture squares copied on cardstock and a long piece of yarn with both ends dipped in melted wax. Punch two holes in the top of each cardstock square. As the children color their pictures and lace the yarn through the holes to make a necklace, talk about how God sees me all the time and wants me to say I am sorry when I sin or do wrong things. When I say I am sorry, I mean it and will try to never do that again. Sing “If You Sin” (see next activity) with hand motions.



#### **If You Sin** (tune: “If You’re Happy and You Know It”)

If you sin and you know it, slap your hand. (Slap! Slap!)  
If you sin and you know it, slap your hand. (Slap! Slap!)  
If you sin and you know it, then your face will surely show it. (Make a frown.)  
If you sin and you know it, slap your hand. (Slap! Slap!)


If you say, “I’m sorry,” clap your hands. (Clap! Clap!)  
If you say, “I’m sorry,” clap your hands. (Clap! Clap!)

If you're sorry and you know it, then your face will surely show it. (*Smile.*)


If you say, "I'm sorry," clap your hands. (*Clap! Clap!*)

- ④ **Seven Days of Prayer Activity:** The children learned that David prayed to God for seven days for his baby to become well. Have the children take the calendar and count out seven days. Ask them to say the days of the week as they go through the calendar. The children should remember to pray every day for seven days this week. When they pray this week, ask them to remember to thank God for giving us the book of 2 Samuel in the Bible.


- Preschool Page for Parents: (2SM03ECPPP)** Send a page home with each child, encouraging parents to reinforce the Bible truths at home. Spend a few minutes before the children go home creatively reviewing the song and memory verse.




David saw beautiful Bathsheba and wanted her for his own wife.



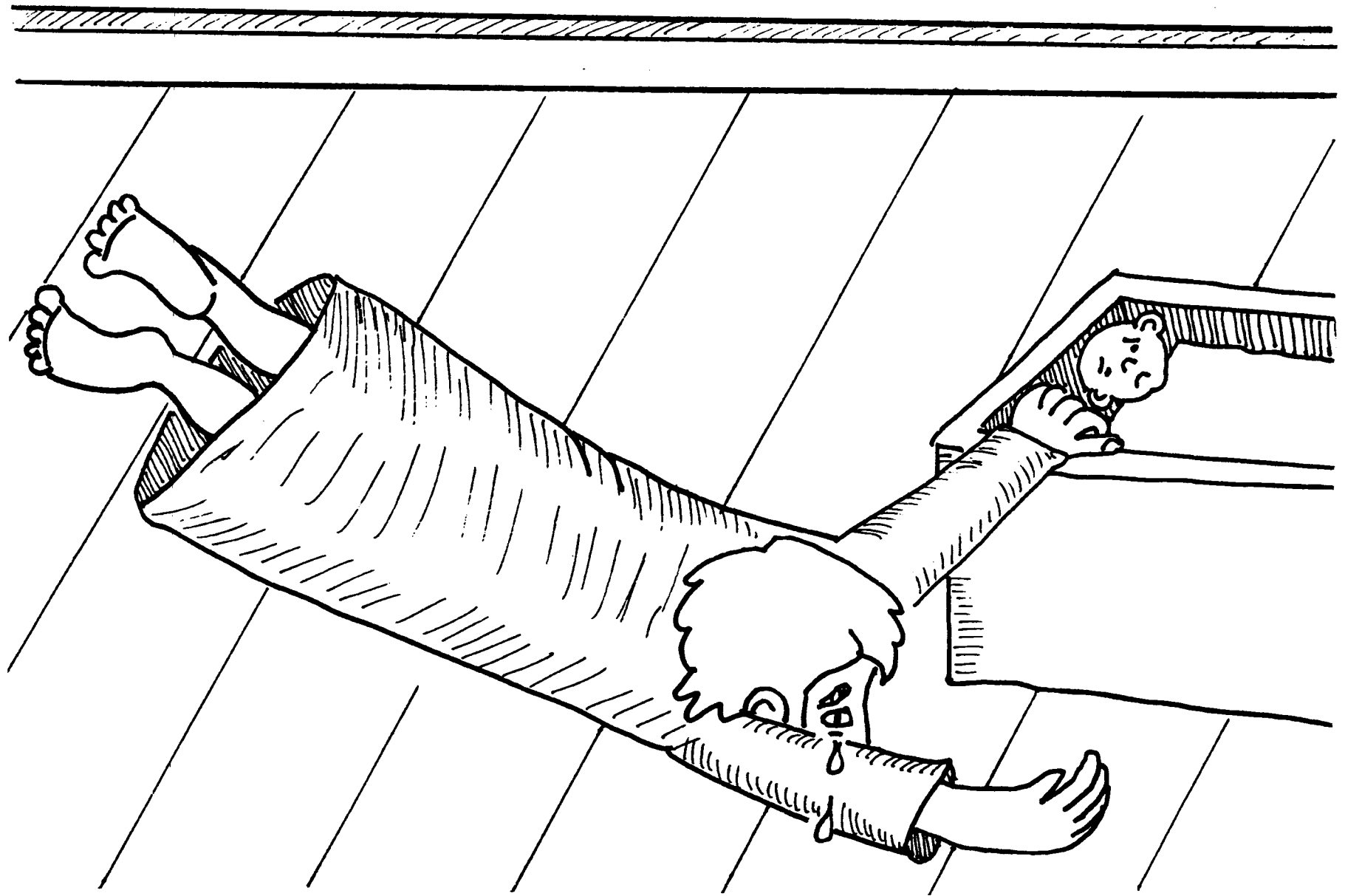
David asked Joab to put Uriah in the battle where he would be killed.




Prophet Nathan told David a story about a poor man who loved his only lamb.




Prophet Nathan told David that God would punish his sin.




David was sad and prayed to God for his son to get well.



God gave David and Bathsheba a baby named Solomon.







**Sin and  
Forgiveness  
Faces**



# David sinned, but God forgave him.

Put an "X" on the picture of David sinning and circle the picture of David saying he was sorry.


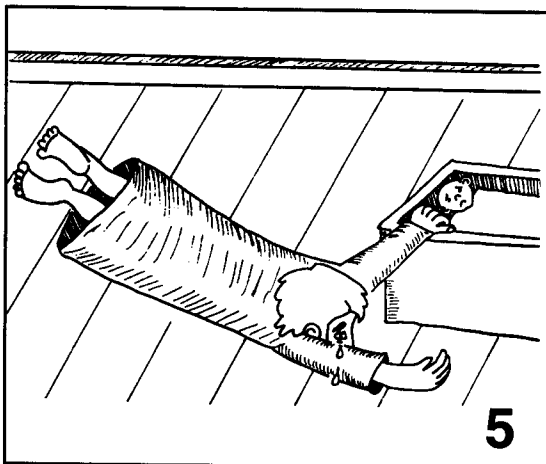





Your house and your kingdom will endure forever before me.

*2 Samuel 7:16*


# Bible Adventure Review

David sinned, but God forgave him.






Nathan said to David, "God will punish your sin."




Nathan said to David, "God will punish your sin."



Nathan said to David, "God will punish your sin."



Nathan said to David, "God will punish your sin."

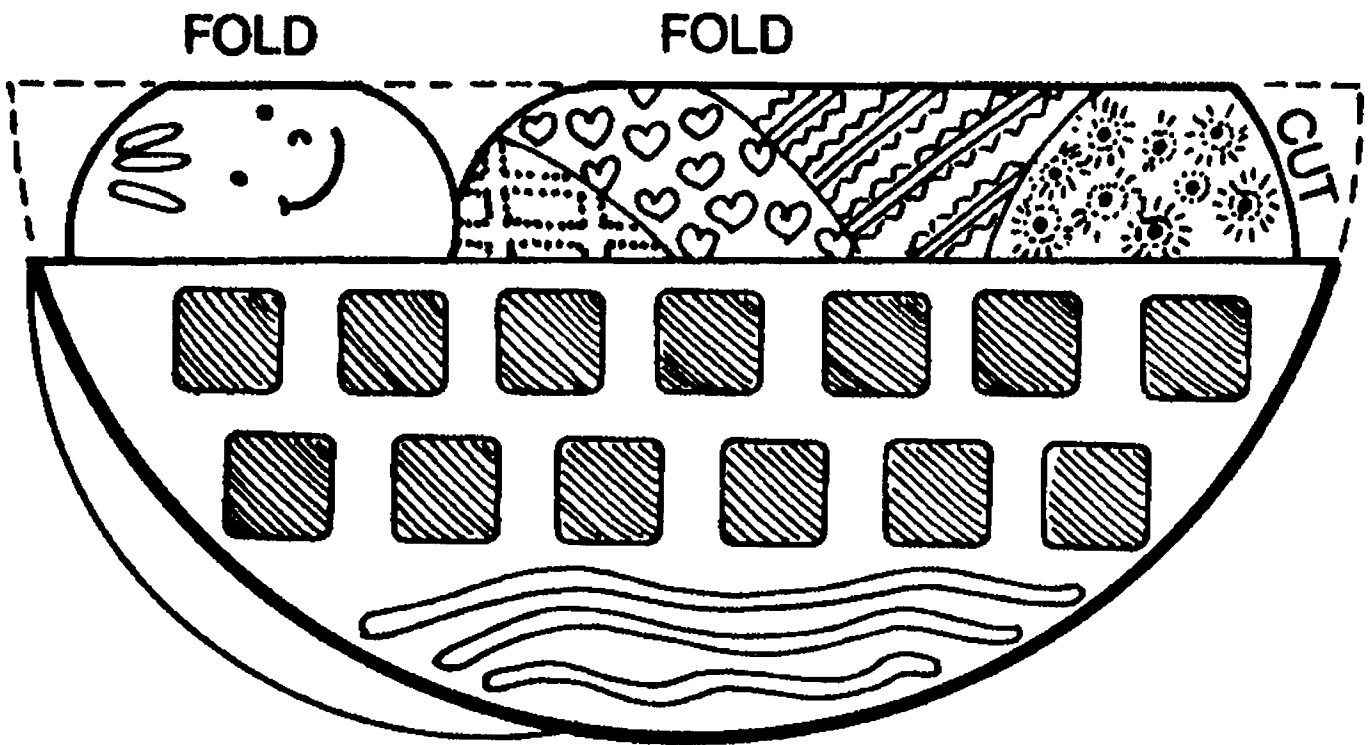


Nathan said to David, "God will punish your sin."





Nathan said to David, "God will punish your sin."

# King David's Baby in a Basket



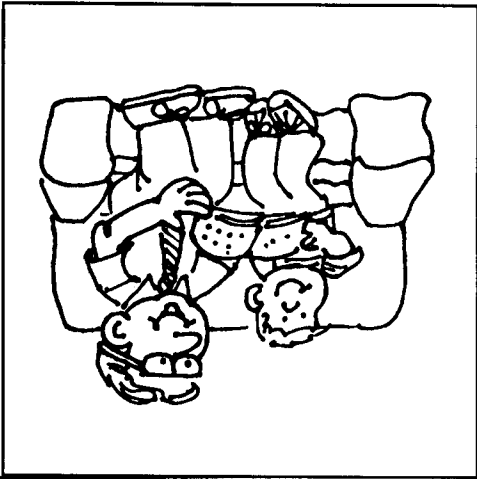
To make the paper plate baby in a basket, fold a paper plate in half. Draw a line one and a half inches from the folded edge. Cut out the edges as shown to look like a baby. Draw the face with a pen. Decorate the baby blanket and basket as desired. Bring bits of cloth to glue on for a blanket.

Sinful Attitudes and Actions




# Obedience Dice

Supplies: pattern, scissors, crayons, tape. Before class, duplicate one GF13 pattern for each child, and cut them out. Also, cut on the indicated broken lines; cut only as far as the broken lines go. Then, fold on the solid lines and flatten again until class time. Give one pattern to each student, and have the children color the pictures. Help assemble the boxes by folding flaps A and C under flap B, and securing with tape. Next, fold flaps D and F under E, and tape.



	<p>You, O Sovereign Lord, have spoken.</p> <p>2 Samuel 7:29</p>	


# "God Sees Me" Necklace



Your house and  
your kingdom  
will endure forever.  
2 Samuel 7:16




God cares about each person.



Your house and  
your kingdom  
will endure forever.  
2 Samuel 7:16




God cares about each person.



Your house and  
your kingdom  
will endure forever.  
2 Samuel 7:16



God cares about each person.



Your house and  
your kingdom  
will endure forever.  
2 Samuel 7:16




God cares about each person.

# PPP

Preschool Page for Parents  
Extended Bible School Training in the Home

December 17, 2000  
2 Samuel Chapters 10-14



## This is what I learned today!

Today, we learned that King David sinned greatly against God. David wanted another man's wife and made up a wicked plan to have Bathsheba's husband killed in battle. We can never hide sin from God. God's prophet, Nathan, told David that God would punish him. King David was truly sorry for his sin and prayed to God for a pure and clean heart. God forgave David's sin, but he also punished David, and David's first baby son died. God graciously kept His promise to David, however, and let David's kingdom last for many more years.

## Today's Memory Verse

2's & 3's:


Your kingdom will endure forever before me.

2 Samuel 7:16

4's & 5's:

Your house and your kingdom will endure forever before me. 2 Samuel 7:16

## Clean Heart to Obey



Cut out the little picture of David repenting, and use it as a reminder this week that God sees everything we do--the good things and the bad things. When your child has disobeyed, and his heart is repentant like David's, he will say he is sorry for what he has done wrong. Get the picture and say, "I want a clean heart like David." Sing the second verse to the song below.

### If You Sin

(tune: "If You're Happy and You Know It")

If you sin and you know it, slap your hand. (Slap! Slap!)

If you sin and you know it, slap your hand. (Slap! Slap!)

If you sin and you know it, then your face will surely show it. (Make a frown.)


If you sin and you know it, slap your hand. (Slap! Slap!)

If you say, "I'm sorry," clap your hands. (Clap! Clap!)

If you say, "I'm sorry," clap your hands. (Clap! Clap!)

If you're sorry and you know it, then your face will surely show it. (Smile.)

If you say, "I'm sorry," clap your hands. (Clap! Clap!)



Prophet Nathan told King David that his sin would be punished.