December 17, 2000 2 Samuel 11 - 14
1st - 6th Grades 2SM03
David's Great Failure, God's Great Forgiveness

2 Samuel

Materials I Need:
Legend: **= Option 1, Appropriate for 1st – 2nd Grade** **= Option 2, Appropriate for 3rd – 6th Grade**
Focus Verse: **"Then David said to Nathan, 'I have sinned against the LORD.' Nathan replied, 'The LORD has taken away your sin. You are not going to die.'" 2 Samuel 12:13** **Memory Verse:** **"Create in me a pure heart, O God, and renew a steadfast spirit within me." Psalm 51:10**

Hook:

❑ **You Are Transparent *(Object Lesson).*** , Items needed: 3-4 cups of flour, 1 tablespoon rice, fine mesh strainer or sifter (small enough for rice **not** to pass through), large bowl. Prior to class, mix flour and rice together into a large mixing bowl so that the rice is not noticeable. The object is to show that, while we might appear flawless on the outside, God sees through us like a strainer. He sifts through our outward appearance and sees directly into our hearts and thoughts. Once revealed, if we repent of our sins, God casts our sins aside as though they never happened and cleanses us.

Ask the students if other people, their friends, teachers, parents, or siblings can tell what is truly inside their hearts. Discuss how they might have a good idea of what is in their own heart, but can others see what is inside them unless they reveal their hearts to them? Explain to the students that the Bible makes it very clear that God can see right through us. He knows our every thought and action even before we think of them. God knows all things, so when we sin, if we truly repent and ask His forgiveness, He can change our attitudes and hearts. Christ came to take our punishment for us. Tell the students that in the Bible Adventure today, they will learn about a man after God's own heart and what he did when his heart was revealed (2 Samuel 12:13, 1 John 1:9, Psalm 51:10).

As you talk to the students about God's knowing all about us, slowly pour the flour/rice mixture into the strainer over a bowl. Slowly sift while talking about God's seeing right through us. After revealing the rice, pour it into your hand (1 John 1:9) and throw the rice into the trash to show how God discards our repentant sins.

❑ **What is Confession, Forgiveness, and Repentance? *(Discussion).*** Ask the students what confession and repentance are. Then explain that confession is agreeing with God about specific ways we have sinned. It is done with a heart attitude of sorrow and a desire not to do it again. Likewise, repentance means turning away from our sin and humbly following the Lord. These things cannot be done properly unless God helps us. They will learn how God confronted David through Nathan the prophet and how David had genuine repentance. Once we have repented, God forgives us (1 John 1:9, Acts 2:38).

❑ **You Cannot Hide from God *(Object Lesson).*** , Here are two ways to illustrate that you cannot hide your sin from God.

1. Get two or three ping-pong balls and a large bucket of water. You could even bring in a child's pool. Have the students push the balls under water and see if they can get them to stay. Of course, they can't. Explain that it is the same way with God. No matter what, we cannot hide our sin from God.
2. Bring in an empty bucket and a bucket filled half-way with dry sand. Put an inch of sand in the empty bucket in front of the students. Then drop a ping-pong ball in and pour enough sand in to fully cover the ball. Don't put in too much. Next, pick up the bucket and lightly shake it. As the sand moves, the ball will rise to the top. Explain to the students that, in today's lesson, they will see that David committed a sin and tried to hide it with another sin. He, like us, could not hide his sin from God.

❑ **Heaviness of Guilt *(Demonstration).*** , Ask the students if they can remember a time when they felt guilty. Sin brings on a feeling of guilt or shame. Have them describe this feeling. Explain that it's that "UH-OH" feeling when you know you have done something wrong. Guilt has a heaviness to it, and if you go for very long without confessing your sin, it seems to get heavier and heavier. Demonstrate this by bringing in a backpack and adding more and more items to it to make it heavier. Label each item with a sin, and talk about them as you add them to the backpack. Ask a student to walk around the room with this heavy pack on as if they were carrying these burdens through their lives. Explain that when we confess our sins and genuinely repent, Christ lifts the guilt from us. Remove the items from the backpack and demonstrate how much lighter the load is to carry. Tell the students that we need to keep short accounts with God, confessing all our sin before Him. Although the heaviness of guilt is lifted, we often still carry the consequences of our sin for the rest of our lives. Explain to the students that this morning they will learn of the magnitude of God's forgiveness as they see how King David fell into temptation and suffered the consequences.

Book:

Presentation Ideas -

❑ **The Weight of Sin *(Object Lesson/Demonstration).*** , Ask a student to come forward and stretch his arms out straight from his sides. Put a beanbag labeled "sins" on top of each hand. See how long he can stand there holding up those "sins." Discuss with the students how the heaviness of guilt brought on by our sin can be lifted through Christ if we confess and repent of our sins.

❑ **Balloon with Baking Soda and Vinegar *(Object Lesson).*** , For this object lesson you will need a tarp, two un-inflated balloons, a plastic tub, a medicine dropper, baking soda, and vinegar. Before class, fill a balloon with a couple of teaspoons of baking soda. At the beginning of the class, have the students gather around the tub and then hold up the balloon. Tell them that it is filled with baking soda and that the baking soda represents David's sin. Explain that right now it is hidden inside the balloon. Next, take the medicine dropper and fill it with vinegar. Squirt the vinegar into the balloon and quickly tie it. Set the balloon in the bottom of the tub and watch what happens. Use caution! Stand back! The vinegar is like David's cover-up plan for his sin. It did nothing but create a greater sin before God. Tell the students to listen to see what happens in today's lesson.

❑ **David Looks Out Upon Jerusalem *(Illustration/Coloring Page).*** , 2 Samuel 11:2, **2SM03.GF1**.

❑ **Uriah Asleep at the Door of the King's House *(Illustration/Coloring Page).*** , 2 Samuel 11:9, **2SM03.GF2**.

❑ **Uriah Is Killed by the Ammonites *(Illustration/Coloring Page).*** , 2 Samuel 11:16-17, **2SM03.GF3**.

❑ **Nathan Confronts David About His Sin *(Illustration/Coloring Page).*** , 2 Samuel 12:1-7, **2SM03.GF4**.

❑ **David Confesses His Sin Before the Lord *(Illustration/Coloring Page).*** , 2 Samuel 12:13, **2SM03.GF5**.

Bible Adventure for K – 2nd Grades –
Have you ever done something naughty and then tried to cover it up so your parents wouldn't find out? Wasn't it a sick feeling knowing that at any time they could discover your sin? All you could do was sit and imagine what kind of punishment you were going to receive. You hoped they would never find out, but somehow you were certain they would. In today's story, we find King David in a similar situation.

One spring, after David had been king for several years, he sent his armies to battle against the Ammonites. David remained back in his palace in Jerusalem. While David was taking a walk on the palace roof one evening, he noticed a very beautiful woman down in the city below. Instead of turning away, David continued to watch her, allowing sin to enter his heart. He immediately sent someone to find out about her. The messenger reported that her name was Bathsheba, the wife of Uriah, one of the mighty men in David's army. He sent for Bathsheba and committed adultery. This means that David acted like Bathsheba was his wife instead of Uriah's. Bathsheba became pregnant as a result. David knew he had sinned and decided to cover it up. He came up with a plan to have Uriah killed. He would make it look like he "accidentally" got killed in battle. Uriah was sent to the very worst part of the fighting and there he died. David again sent for Bathsheba, and they were married.

Several months later, Nathan the prophet came to David with a message from God. He told David the story of a man who was very rich and had many sheep. A guest was coming to his home, and the man didn't want to kill any of his own sheep for the meal. He had a poor neighbor with only one sheep that he loved as a pet. The rich man stole his poor neighbor's only sheep and killed it for dinner. When he heard this, King David was furious! He declared that the rich man should be killed and the poor man should get four sheep in return. Nathan then looked straight into David's eyes and said, "You are the man!" David knew immediately what Nathan meant. He knew that taking Bathsheba from Uriah was wrong and he had not hidden his sin from God.

According to the Old Testament, David should have been killed for committing adultery with Bathsheba and murdering Uriah. He had done great evil in God's sight. David knew this, as well as Nathan. When David realized that his sin had finally caught up with him, he did not try to hide it any longer. He finally gave up and admitted his own sin. But God did not take his life even though he deserved to die. Instead, the Lord forgave him and Nathan said, "The LORD has taken away your sin. You are not going to die." But David still had to live with the consequences of his sin. The son he had with Bathsheba died and David's family was never the same again. The result of his sin would follow him for the rest of his life.

Have you ever heard of the book of Psalms in the Bible? David wrote two different poems in this book about this time in his life. He declared that trying to hide his sin from God was awful, but when he confessed his sin, God gave him great relief and freedom.

This episode in David's life reminds us of how great our God is! He is willing to forgive us when we don't deserve it at all. No matter how great our sin is, if we pray to God and ask for forgiveness, He will make us clean. Don't be like David and try to hide your sin. It won't work! God sees and knows everything we do. When you sin, run to God and confess it immediately to Him. Then do what is right. God is a gentle and loving Father who is eager to forgive even the worst sins of His children.

Bible Adventure for 3rd – 6th Grades –
Things were going well for King David, and God was using him in a powerful way. The Philistines, who had long been Israel's enemies, were finally restrained and were not as big of a problem as they once had been. David and his army also defeated the Moabites, the Arameans, and the Ammonites. God's promises to David were coming true as He established David's throne and kingdom.

One spring, at the time when the nations went out to battle, David sent his army out under the command of his general Joab, but he himself stayed behind in Jerusalem. While they were gone, David got up from his bed one night and walked around on the roof of his house. From there, he could see all the homes around his palace, and as he looked, he saw a woman bathing in her home. Instead of turning away, David continued to watch her, allowing sin to enter his heart. David found out that the woman's name was Bathsheba, and he sent messengers to bring her to him. He fell deeper into sin by committing

adultery with this woman, who was the wife of one of his mighty men, Uriah. Then Bathsheba became pregnant, and when she told David, he began to look for a way to cover up his sin. In Israel at that time, a man or woman found guilty of adultery would be killed as punishment.

David sent a message to Joab that he should have Uriah return home. When Uriah arrived in Jerusalem, David kept trying to get him to go back home to Bathsheba. If Uriah did this, and he and Bathsheba lived together as man and wife, then it would be thought that Uriah was the father of Bathsheba's baby. But Uriah was a brave soldier and he refused to go home when everyone else in David's army was in the middle of a battle. David's plan to cover up his sin had failed. In his frustration and panic, David came up with another plan—a horrible plan to get rid of Uriah.

He wrote a letter to Joab and sent it to him with Uriah, who was returning to the battle. In the letter, David ordered Joab to put Uriah on the front battle lines, where he would likely be killed. To make certain that Uriah did not survive, David told Joab to wait until the fiercest part of the battle, then have all the soldiers retreat, leaving Uriah defenseless. What a wicked plan! Joab did as David commanded, and Uriah the Hittite died in battle. The news reached David, and after Bathsheba mourned for her husband (probably only seven days), David took her and married her. Now that Bathsheba was his wife, David could claim that the baby was a product of their marriage. He thought that he had managed to cover up his sin, but 1 Samuel 11:27 says, "The thing David had done displeased the LORD." There is no fooling God, who sees everything and can even tell the thoughts of our hearts. He was watching David, and no matter how hard David tried to escape the consequences of what he had done, he found out he could not.

Almost a whole year passed before God sent His prophet Nathan to confront David about his wickedness. When Nathan came to the king, he told him a story about two men in a city. One of the men was very rich with lots of possessions, flocks, and herds. The other man was poor and had only one little lamb. The poor man and his family loved the lamb and it became like one of the family. One day a traveler came to visit the rich man. Instead of taking one of his many sheep to prepare for his guest, the rich man went and stole the poor man's one precious lamb.

When David heard this story, he became very angry and said, "As surely as the LORD lives, the man who did this deserves to die! He must pay for that lamb four times over because he did such a thing and had no pity." Nathan then scolded David and said, "You are the man!" David had all the riches and position that God had given him, and the success that God had blessed him with, and yet he despised God and took from Uriah the only thing he had—his wife. And if that weren't enough, he took Uriah's life as well.

According to the Old Testament, David should have died for his part in adultery and murder. David knew this and Nathan did too. God was merciful to David, but there would be consequences for his sin. The results of the sin would be seen in his own family for years to come. David realized that he could no longer try to cover up his sin and admitted what he had done. But God did not take David's life, even though he deserved to die. Instead, Nathan told him, "The LORD has taken away your sin. You are not going to die." As a result of his sin, the son born to David and Bathsheba died, and his other sons fought for power, even to the point of murder, to get what they wanted.

In spite of this, God's mercy toward David was seen in His treatment of him. Instead of death, David received forgiveness for his wickedness. David wrote two psalms that told about this part of his life. You can find them in your Bible. The first was Psalm 32 in which David tells about trying to run from the LORD. Instead of admitting his sin to God, he tried to cover it up. He was miserable as the weight of his guilt lay on him day after day. When David finally confessed his sin, he wrote, "Blessed is he whose transgressions are forgiven, whose sins are covered" (Psalm 32:1). A true child of God knows how foolish it is to try to hide his sin from God. God sees everything we think, do and say. When David realized that his sin could not stay hidden, he was honest with God and found joy in God's forgiveness. God wants us to follow David's example and run to Him when we have sinned. When we confess and turn from the wrong with a heart that wants to make it right, we will find a loving heavenly Father who longs to forgive us and enjoy a right relationship with us once more.

The second psalm David wrote, Psalm 51, is a prayer asking the LORD for His forgiveness. We can see in David's prayer the heart of a man who is truly grieved by his sin and ready to turn from it and receive God's cleansing. In verse 10 David writes, "Create in me a pure heart, O God, and renew a steadfast spirit within me." The wonder is that God answered David's prayer. Only the God of the universe could take a man's heart, crushed with sorrow over the wrong he had done, and give him a clean heart and the

power to go on serving Him! This portion of David's life is an awesome illustration to us of God's great forgiveness for our great sins! No matter how badly we have sinned against Him, God's mercy and grace are far greater!

It might be easy for us to read the story of David and think, "I've never murdered anyone and I'll never commit adultery. I'll never sin as badly as David did." Jesus had something to say about an attitude like that. He taught in Matthew 5 that if we are angry with someone, we will be judged the same as someone who commits murder. He also taught that if a man even looks at a woman with sinful thoughts in his heart, he is just as guilty as a man who commits adultery. God doesn't look at the degree of our sin. Jesus said that if we break even a small part of God's law, we are guilty of breaking the whole thing. That makes us all the same, doesn't it? None of us deserves anything from God but His righteous judgment and wrath because we are equally guilty before Him. Yet, because of Jesus' work on the cross, the LORD has forgiven us all our sins and has washed us white as snow! This marvelous truth should awaken the greatest joy in us and give us a desire to obey Him with all our hearts and do what pleases Him.

Aim Questions:

1. **What sins did David commit against the Lord? Which commandments were these?** *Adultery (7th) and murder (6th).*
2. **How did David try to cover up his sins?** *He tried to get Uriah to (sleep) with Bathsheba and then had him killed; David immediately married Bathsheba.*
3. **Retell the parable that Nathan told David that illustrated David's sin against Uriah.**
4. **What should have happened to David for his sins?** *He should have been put to death.*
5. **What does this narrative tell you about what God thinks of sin?**

Look:

❑ **Get Close to God *(Game).*** Use **2SM03.GF6**, game markers, and die for this game. Give each student his or her own game board and die or group three to four students together with one game board and die. Each time a student rolls the die, he moves according to the directions on the game board. The object of the game is to get as close to God as possible on the road of life. **Option:** Copy the game board onto butcher paper for a larger version or mark out spaces on the floor and use giant dice to play the game with teams.

❑ **Confession or Repentance *(Worksheet).*** Give each student a **2SM03.GF7**. Go over each question and the correct answer as a group to make sure that the students have the right answers. Challenge them to be sure that they are not only confessing their sin to God but also repenting. Emphasize the importance of doing both.

❑ **Run to the Lord *(Game/Activity*).** Sometimes when we do something we know is wrong, our guilt causes us to want to hide it. Sometimes we can hide our sin from others, but we can never hide it from God. The Lord wants His children to run to Him, confessing all sin and showing genuine repentance. Set up hiding places for the students in the room. Large boxes work well, as do sheets to cover the tables. The teacher covers his or her eyes and asks the students to hide, then gives them a minute to find a place to hide. The teacher can walk around or stay in one place, talking about how we feel when we sin and sometimes want to hide. Continue until, all of a sudden, the teacher cries out, "Run to the Lord!" At that instant, all the students run as fast as they can to a pre-determined spot in the room and shout, "Confess and repent!" The first one there takes a turn at being the one who calls out "Run to the Lord!"

❑ **Word Search *(Word Search).*** Give the students a copy of **2SM03.GF8 Pg. 1** and have them find the words. You may have the students in teams, have a race, etc. Explain any words that they don't know. *Answer Key:* **2SM03.GF8 Pg. 2**.

❑ **Hidden Sin Diorama (*Object Lesson/Discussion).*** Materials needed: a cardboard file box (cut a hole in the end of the box so that it looks like a TV screen or picture frame), three hanging file folders (cut in two across the bottom fold), and pictures from **2SM03.GF9 Pgs. 1-6** (pre-colored and glued to each folder half). Have the students sit on the floor. Set the box on a table where the students can see. Place **2SM03.GF9 Pg. 1** at the front of the box. Read the scenario listed below for picture #1. Ask the students what they think the consequence will be. Push this picture to the back of the box and place **2SM03.GF9 Pg. 2** at the front. Read the next scenario for picture #2. Push this picture back to about 4 inches in front of the first picture. Place the next picture at the front. Continue on with the other pictures, reading the corresponding scenarios and asking the students what their thoughts are regarding each picture. Ask them if the child in the picture fooled others and if the sin was hidden completely. Tell the students that although it may appear that a sin is hidden and nobody will ever find out, someone does know everything! Explain that every wrong ever committed is known by God. He not only sees the first sin but also the sin of hiding a wrong. Have the students come up and look in the top of the box where they can see the pictures of the wrong deeds as well as the "cover ups."

Picture #1: Mike plays with his dad's tools even though he is not allowed to.
Picture #2: Later, as Mike does his chores, he is pleased with the fun time he had playing with the tools. He put them back so carefully that his dad didn't even notice.
Picture #3: Josh's mom says that he can't have a cookie until after dinner. Josh takes some anyway, being careful to be quiet when replacing the lid and not leaving any crumbs.
Picture #4: After dinner, Josh's mom gives him a cookie and lets him watch his favorite TV show.
Picture #5: Sally cheats at the game she is playing with Billy.
Picture #6: Sally enjoys Billy's compliments that she is such a good checkers player. She doesn't let on that she won by cheating.

❑ **Sin Separates *(Craft).*** Each student will need:

2SM03.GF10 Pg. 1 copied onto white cardstock
a circle from **2SM03.GF10 Pg. 2** copied onto red or pink cardstock
1 short stir stick
scissors
glue
small brad

Have the students cut out their circles where indicated and glue their stir sticks along the lines shown. Next, have them push the brads through the circles and the hearts through the "X's." This craft illustrates the separation from God represented by the stir stick when sin has not been confessed and repented.

❑ **Compassion Acrostic *(Worksheet).*** Each student will need:

1 set of labels from **2SM03.GF11**
1 half sheet of construction paper
scissors
glue

Have the students cut out the word label "COMPASSION" and glue it to the left-hand side of the construction paper. Then, have them cut out the boxes that contain the words with their first letters missing and glue them next to the appropriate letter of "COMPASSION" to make a complete word. You may have the students in teams, have a race, etc. Explain any words that they may not fully understand.

❑ **David and Bathsheba Lesson Review *(Crossword Puzzle).*** Have the students review the main points of this morning's Bible Adventure by having them work through this puzzle. After completing the crossword puzzle, have them unscramble the words at the bottom of the page to discover the steps to forgiveness, **2SM03.GF12.**

❑ **Aim Questions *(Worksheet).*** Have the students answer the aim questions about today's Bible Adventure, **2SM03.GF13**.

❑ **Passage Review Questions *(Worksheet).*** This booklet contains many questions from the Scripture passage covered in today's lesson. Students may work on them in class and complete them during the week at home, **2SM03.GF14**.

❑ **Psalm 51:10 *(Memory Verse Song).*** Words and music for today's memory verse are available upon request from Children's Ministry.

Took:

❑ **Penalty of Sin *(Discussion).*** First ask the students for examples of consequences for being caught doing something wrong. After a short discussion, ask them if they know of a situation when someone did something wrong and nobody found out about it. Ask if there are consequences when a person isn't caught. Bring out the idea that sometimes it seems that there's no consequence because nobody found out their sin, such as a person who "got away" with a wrong. But God knows their sin, and there is a great consequence--a barrier of sin is now between them and God. Without asking for forgiveness and turning away from that sin and turning to obedience to God, they are separated from Him and His blessing. Explain that the earthly discipline we receive can be uncomfortable but it is small in comparison to the spiritual consequences of unconfessed or unrepentant sin that leads to eternal separation from God and eternal torment in hell.

❑ **Pure Heart *(Craft).*** Each student will need:

2 contrasting sheets of construction paper – one colored, one white
2SM03.GF15 Pg. 1 instruction sheet
1 verse label from **2SM03.GF15 Pg. 2**
scissors
glue

Explain to the students that our hearts must be pure before God. Because Christ died for all of our sins in the past, present, and future, we can experience His forgiveness through confession and genuine repentance. Have the students assemble the craft as shown on the instruction sheet and encourage them to keep short accounts with God this coming week.

❑ **Can't Cover Your Sin *(Object Lesson/Craft).*** Each student will need:

2 hearts the exact same size cut from black construction paper
1 smaller heart cut from white construction paper
2 pieces of Saran wrap to cover both sides of the hearts
markers

You will need to have an iron, a surface to iron on, and a cloth. Have the students place the white heart between the two black hearts. Next, have them place the hearts on one piece of Saran wrap and cover them with the remaining piece. Have a teacher or helper melt the Saran wrap with an iron by covering them with a cloth. After this is accomplished, have the students try to "cover" their sin, which is represented by the black heart, by coloring on the Saran-wrapped heart with a marker. Talk about how King David tried to cover his sin by committing murder and marrying Bathsheba. Nevertheless, God knew that he had sinned and revealed it through Nathan the prophet. Remind the students that the only way that David could be cleansed from his sin was by confessing it to God and repenting. At this point, pull the two black hearts apart and take out the white heart. Explain to them that God forgave David of his sin and gave him a clean heart. God will do the same for us when we ask Him to forgive us.

❑ **God's Forgiveness Produces Obedience *(Take-Home Sheet).*** Have the students read the verses about sin and forgiveness on **2SM03.GF16**. Ask them what their attitude is toward sin. Why should God's forgiveness produce joyful obedience instead of more sin? In each case, have the students read the verses and "S.M.A.C." the Scripture, using the following questions: 1. What does it **S**ay? 2. What does it **M**ean? 3. How does it **A**pply? 4. How should my life **C**hange?

David Looks Out Upon Jerusalem

2SM03.GF1

Uriah Asleep at the Door of the King's House

2SM03.GF2

Uriah Is Killed by the Ammonites

Nathan Confronts David About His Sin

2SM03.GF4

David Confesses His Sin Before the Lord

GET CLOSE TO GOD

We have a God of mercy, love, and forgiveness. He knows our every sin. Our sin puts up a barrier that separates us from Him and His blessings. We deserve His judgment and wrath, yet He desires to forgive us. God remains the same—we choose to obey or disobey. When we turn to Him, confess our sin, repent of it, and walk in obedience to Him, we grow closer to Him.

HOW TO PLAY:

Place marker on the ROAD OF LIFE space.

Roll the die.
Move the number of spaces indicated.

-1- Hiding sin - move back 1 space.
-2- Turning to God - move forward 2 spaces.
-3- Confession of sin - move forward 3 spaces.
-4- Repentance of sin - move forward 4 spaces.
-5- Sin - move back 5 spaces.
-6- Obedience - move forward 6 spaces.

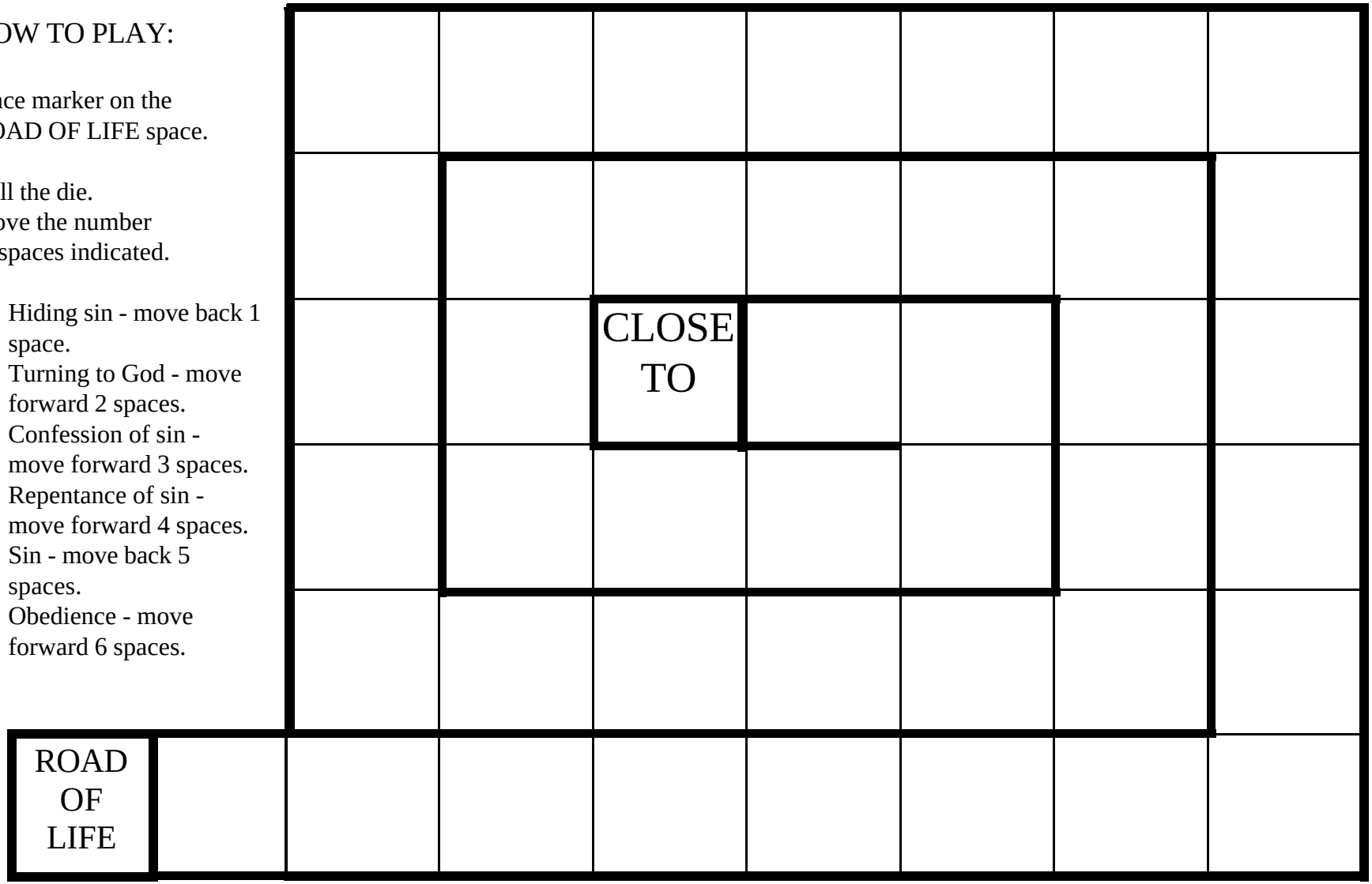

2SM03.GF6

"Blessed is he whose transgressions [sins] are forgiven."

Psalm 32:1a

CONFESSION: Agreeing with God that you've done wrong and asking for His forgiveness.	OR	**REPENTANCE:** Regretting your wrong so much that you change your behavior.

Put the letter "C" in the box next to the examples of confession and put the letter "R" in the box next to the examples of repentance.

☐	1. Mary remembered how badly she felt when she lied to her mother. She chose not to lie the next time even though she knew she wouldn't get caught.
☐	2. Mary knew that lying to her mother had been wrong. She prayed to ask God to forgive her. She told her mother that she had lied and asked for her forgiveness also.
☐	3. Jack heard that Jesus had died so that his sins could be forgiven. He asked Jesus to be His Savior and to forgive all his sins.
☐	4. Jack cried when he thought of all the things he'd thought and done that were displeasing to God. He read his Bible to learn more about what pleased God and tried to do only those things.
☐	5. Chris refused to go along with the girls who were teasing the other children. She was sorry that she had teased them in the past.
☐	6. Chris thought about how sad the children were when she and the other girls teased them earlier in the day. She talked to her parents about it and asked them to pray with her. She sked God to forgive her for her part in teasing the children.

When we understand how holy and just God is, we see how sinful we are! When we are truly sorry for our sin, we will not only confess it to God, but we will also repent. His forgiveness will cause us to desire to obey Him and to do the things that are pleasing to Him.

The Character of God

			O	L	W						S	N	Z			
		C	I	K	R	H				H	O	W	O	F		
	G	D	Y	F	E	Y				I	N	B	K	N	R	
L	N	E	F	S	D	L	U		S	X	H	S	S	J	R	R
R	I	G	H	T	E	O	U	S	U	U	Q	K	H	R	P	V
O	V	D	Q	C	J	H	A	F	G	I	V	Y	J	F	O	F
W	O	U	L	E	U	P	Q	A	I	J	E	P	V	O	D	K
	L	J	H	T	M	O	S	I	M	C	U	P	W	W	G	
		M	F	O	R	G	I	V	E	S	R	M	T	S		
		O	C	R	I	W	L	Y	O	H	C	E	F	I		
			N	P	R	B	C	B	K	Y	Q	K	M			
				J	F	T	N	A	E	A	H	S				
						C	T	Q	E	M						
							Q	H	Z							
								M								

FORGIVES
COMPASSION
LOVING
JUDGE

PROTECTS
RIGHTEOUS
MERCIFUL
HOLY

"Create in me a pure heart, O God, and renew a steadfast spirit within me."
Psalm 51:10

The Character of God

Answer Key

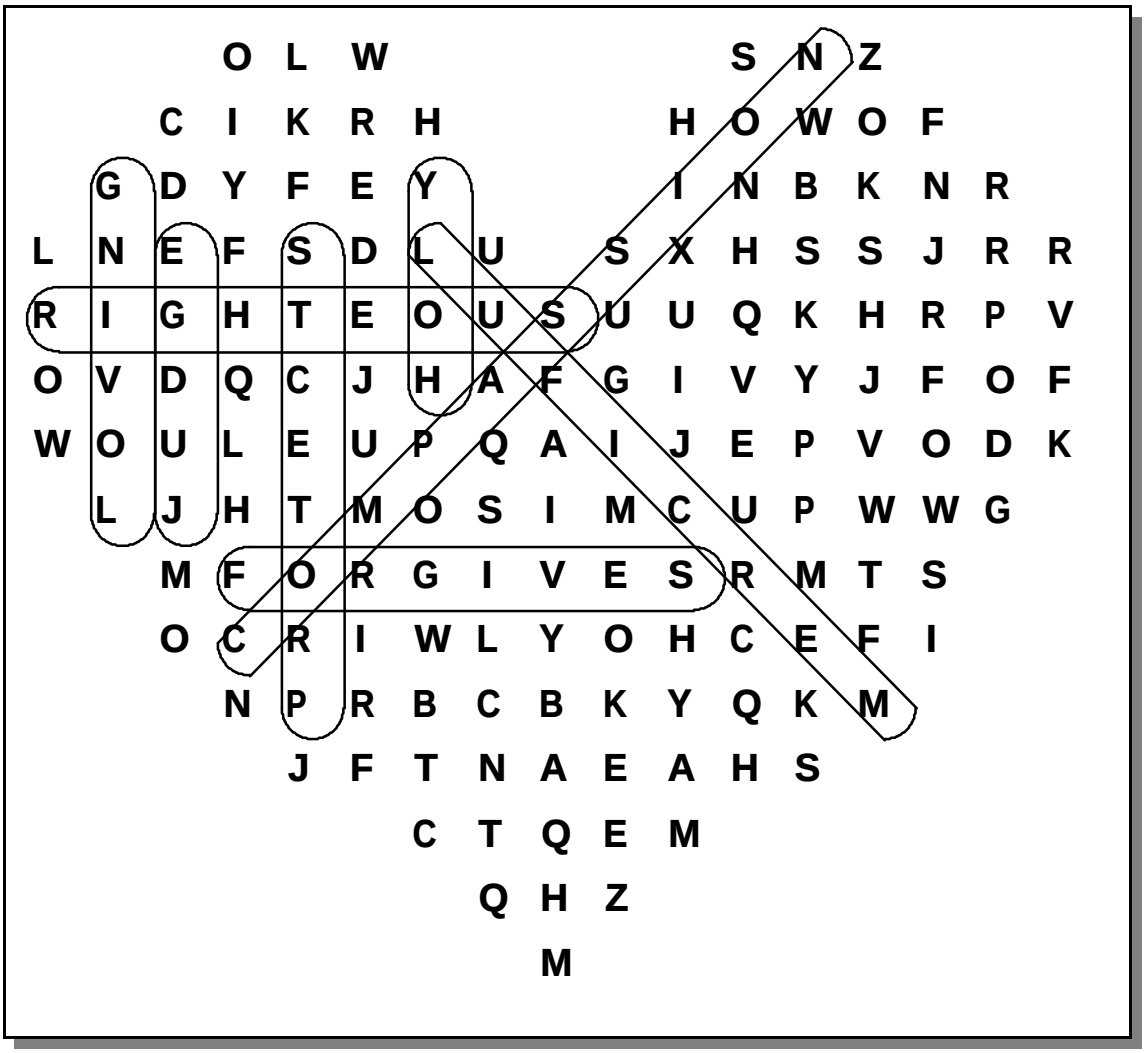

FORGIVES
COMPASSION
LOVING
JUDGE

PROTECTS
RIGHTEOUS
MERCIFUL
HOLY

"Create in me a pure heart, O God, and renew a steadfast spirit within me."
Psalm 51:10

My dad won't know I'm using his tools.



Mother won't miss a few cookies.
COOKIES

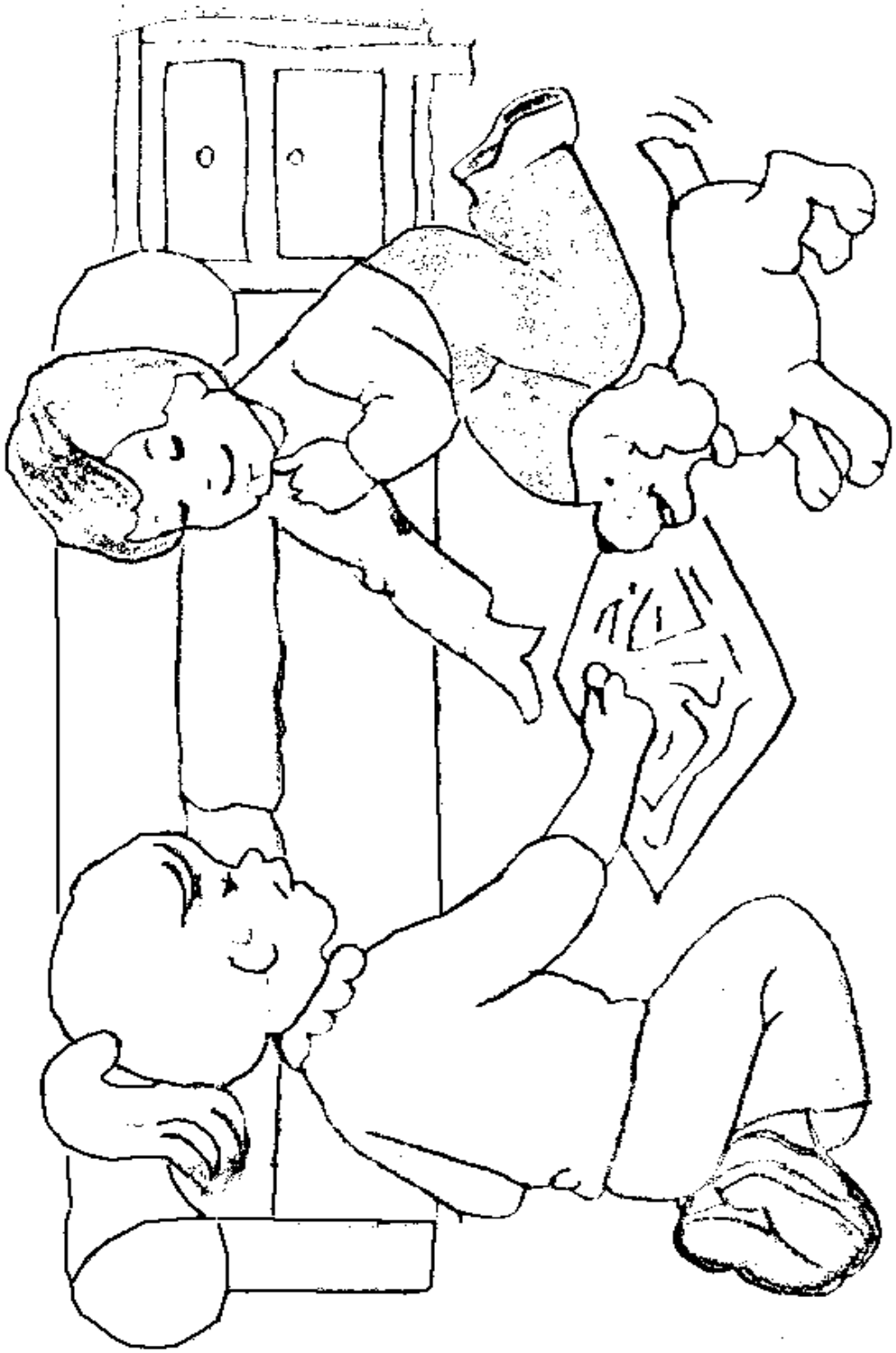

God knows all our thoughts and deeds. Nothing can be hidden from Him. Unconfessed sin in our hearts creates a barrier between us and God.

GOD

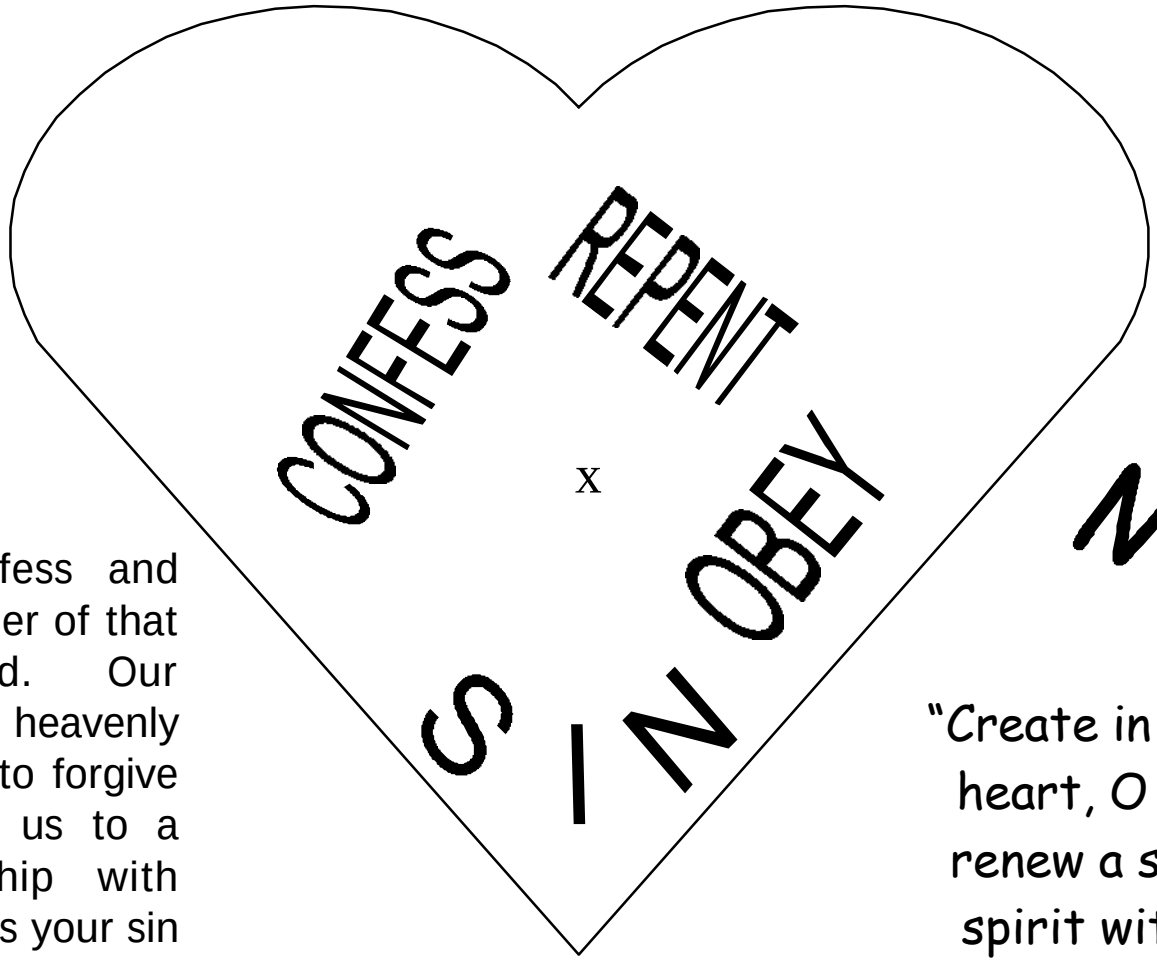

ME

When we confess and repent, the barrier of that sin is removed. Our merciful, loving heavenly Father is eager to forgive us and restore us to a right relationship with Himself. Confess your sin and repent!

"Create in me a pure heart, O God, and renew a steadfast spirit within me."

Glue stick at line

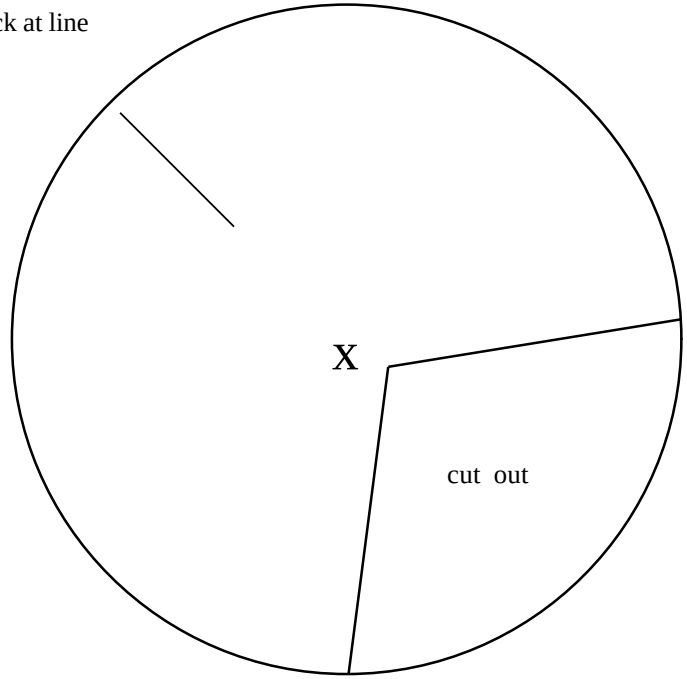

Glue stick at line

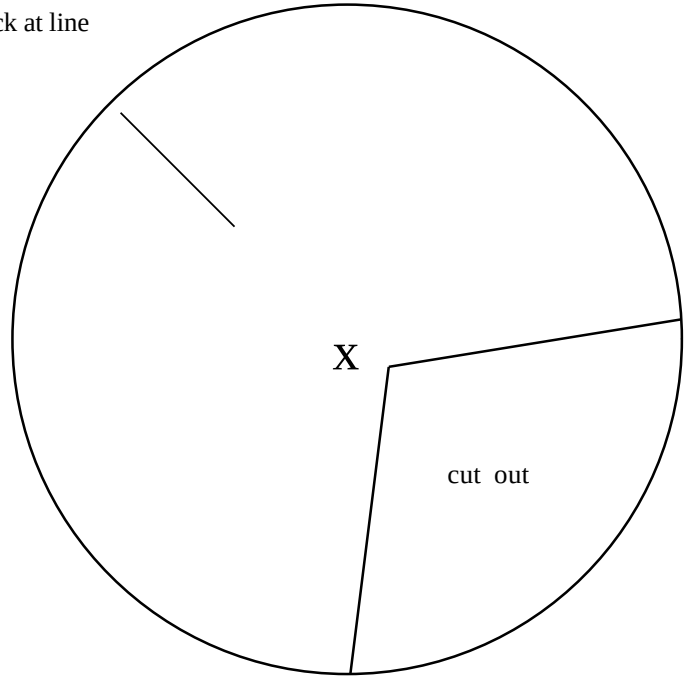

Glue stick at line

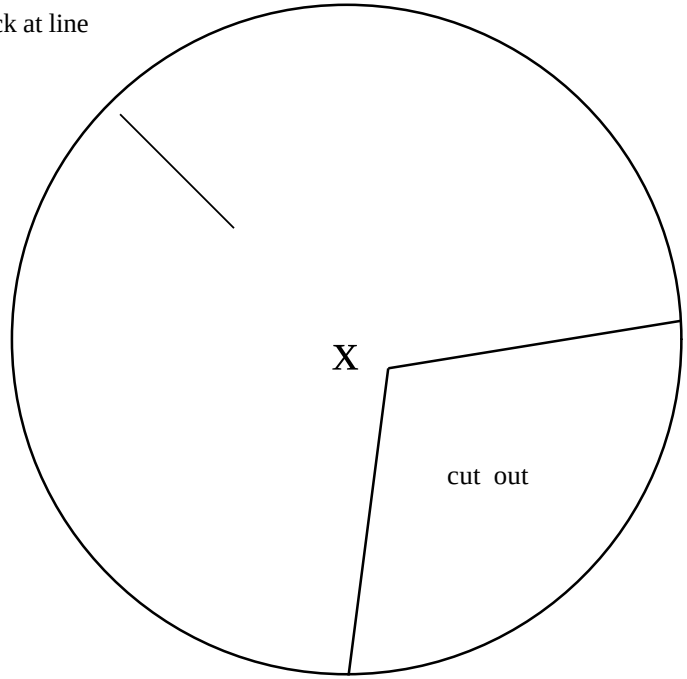

Glue stick at line

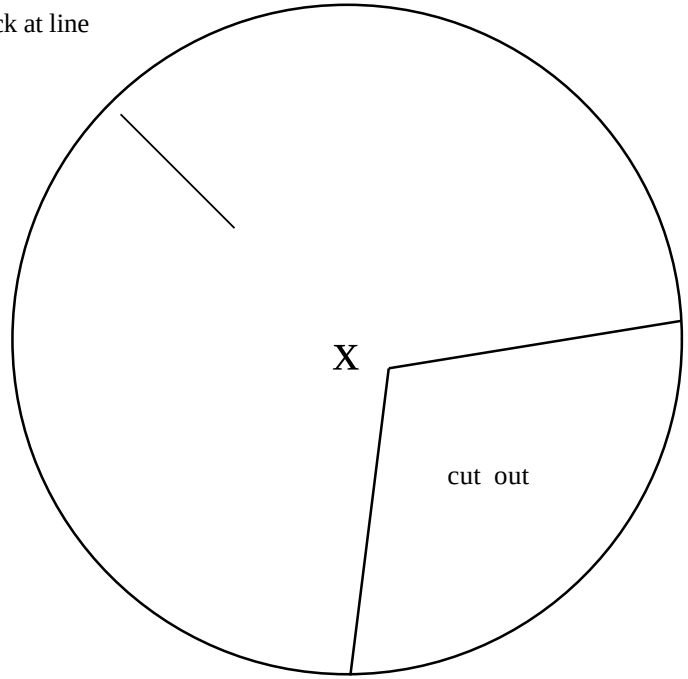

O M P A S S I O N
M N I S C I E N T
E R C I F U L
R O T E C T S
C T I V E
L O W T O A N G E R
O V E R E I G N
N V I S I B L E
N L Y G O D
O B L E

O M P A S S I O N
M N I S C I E N T
E R C I F U L
R O T E C T S
C T I V E
L O W T O A N G E R
O V E R E I G N
N V I S I B L E
N L Y G O D
O B L E

2SM03.GF11

David and Bathsheba
Lesson Review Crossword Puzzle



Across

3. The prophet who spoke with David.
4. What happened to David and Bathsheba's son?
8. David stayed behind in the city while his men were off fighting the Ammonites.
9. Because of David's confession and repentance, God _____ him.
10. David deserved this because of his sin.
13. David and Bathsheba had another son named _____.

Down

1. Daughter of Eliam and wife of Uriah.
2. King of Israel.
5. David planned to get rid of Uriah.
6. Uriah was David's _____.
7. The weight of sin.
11. David's sin displeased Him.
12. This is where David saw Bathsheba.

Unscramble the words below to discover the steps to forgiveness.

S I N E N F O C O S &

C E A N N E E R P T

G R I N B S

S E R V E N O S F I G

David and Bathsheba
Answer Key

	1 B			2 D										
3 N	A	T	H	A	N									
	T			V										
	H		4 D	I	E	D								
	S			D						5 K				
	H						6 N			I			7 G	
8 J	E	R	U	S	A	L	E	M		L			U	
	B						I			L			I	
	A			9 F	O	R	G	A	V	E			L	
							H			10 D	E	A	T	H
			11 L		12 R		B							
		13 S	O	L	O	M	O	N						
			R		O		R							
			D		F									

Across

3. The prophet who spoke with David.
4. What happened to David and Bathsheba's son?
8. David stayed behind in the city while his men were off fighting the Ammonites.
9. Because of David's confession and repentance, God _____ him.
10. David deserved this because of his sin.
13. David and Bathsheba had another son named _____.

Down

1. Daughter of Eliam and wife of Uriah.
2. King of Israel.
5. David planned to get rid of Uriah.
6. Uriah was David's _____.
7. The weight of sin.
11. David's sin displeased Him.
12. This is where David saw Bathsheba.

Unscramble the words below to discover the steps to forgiveness.

C O N F E S S I O N &
R E P E N T A N C E
B R I N G S
F O R G I V E N E S S

Aim Questions

Answer the following questions about today's Bible Adventure.

1. What sins did David commit against the Lord? Which commandments were these?

2. How did David try to cover up his sins?

3. Retell the parable Nathan told David that illustrated his sin towards Uriah.

4. What should have happened to David for his sins?

5. What does this story tell you about what God thinks of sin?

God is all-knowing and sees everything we do, think, and say. We are undeserving, yet our loving, merciful Father is eager to forgive us of every sin, no matter how terrible it is.
Don't try to hide your sin from the Lord—run to Him!
Confess your sin, then do what is right—obey Him!

2 Samuel 11-14

"Create in me a pure heart, O God,
and renew a steadfast spirit within me."
Psalm 51:10

Passage Review Questions

2 Samuel 11 - 12

When was the time when the kings went off to war? 11:1a

David sent Joab out with the king's men and the Israelite army. Whom did they destroy? 11:1b

David was in Jerusalem one evening and got up from bed. What did he do? 11:2-3a

What did the man tell David? 11:3b

After David learned who she was, what did David do and what was the result of this act? 11:4-5

What did David do to try to cover up his sin? 11:6-9

When this plan did not work, what did David do next? 11:10-17

What was the messenger told to tell David? 11:18-21

David gave the messenger a message for Joab, and Bathsheba was then told about her husband's death. After her mourning was over, what did David do? 11:25-27

Whom did the Lord send to David? 12:1

What story did Nathan tell David, and what was the meaning of this story? 12:1b-9

What was God's promise to David concerning his sin? 12:10-12

What should have happened to David for what he had done? 12:13b

What was the immediate consequence of David's sin? 12:14-18

While the child was ill, what did David do? 12:16-17

After the child was dead, what happened? 12:20-21

David's servants thought that he was acting strange and asked him about this. How did David answer them? 12:21-23

David then went to comfort Bathsheba. Who was their second child? 12:24

Pure Heart
Craft Instruction Sheet



Fold a piece of colored construction paper in half. Cut out one heart as large as you can, leaving an outside border of approximately one inch. Glue the frame of this heart onto the white sheet of construction paper so that the lighter color shows through as the background. Cut another heart approximately one inch smaller from the first heart cut-out. Center and paste the frame of this heart inside the first frame. Cut one more frame from the second heart cut-out and glue it inside the second frame. Throw away the heart cut-out. These should fit nicely within each larger heart. Paste a verse label inside the smallest heart.

"Create in me a pure heart, O God, and renew a steadfast spirit within me." Psalm 51:10	***"Create in me a pure heart, O God, and renew a steadfast spirit within me." Psalm 51:10***	***"Create in me a pure heart, O God, and renew a steadfast spirit within me." Psalm 51:10***	***"Create in me a pure heart, O God, and renew a steadfast spirit within me." Psalm 51:10***
"Create in me a pure heart, O God, and renew a steadfast spirit within me." Psalm 51:10	***"Create in me a pure heart, O God, and renew a steadfast spirit within me." Psalm 51:10***	***"Create in me a pure heart, O God, and renew a steadfast spirit within me." Psalm 51:10***	***"Create in me a pure heart, O God, and renew a steadfast spirit within me." Psalm 51:10***
"Create in me a pure heart, O God, and renew a steadfast spirit within me." Psalm 51:10	***"Create in me a pure heart, O God, and renew a steadfast spirit within me." Psalm 51:10***	***"Create in me a pure heart, O God, and renew a steadfast spirit within me." Psalm 51:10***	***"Create in me a pure heart, O God, and renew a steadfast spirit within me." Psalm 51:10***
"Create in me a pure heart, O God, and renew a steadfast spirit within me." Psalm 51:10	***"Create in me a pure heart, O God, and renew a steadfast spirit within me." Psalm 51:10***	***"Create in me a pure heart, O God, and renew a steadfast spirit within me." Psalm 51:10***	***"Create in me a pure heart, O God, and renew a steadfast spirit within me." Psalm 51:10***
"Create in me a pure heart, O God, and renew a steadfast spirit within me." Psalm 51:10	***"Create in me a pure heart, O God, and renew a steadfast spirit within me." Psalm 51:10***	***"Create in me a pure heart, O God, and renew a steadfast spirit within me." Psalm 51:10***	***"Create in me a pure heart, O God, and renew a steadfast spirit within me." Psalm 51:10***

F o r g i v e n e s s P r o d u c e s O b e d i e n c e

Read the following verses about sin and forgiveness. What should our attitude be toward sin? Why should God's forgiveness produce joyful obedience instead of more sin?

In each case, read the verses and "S.M.A.C." the Scripture.
What does it **S**ay?
What does it **M**ean?
How does it **A**pply?

Scripture	*What does it **S**ay?*	*What does it **M**ean?*	*How does it **A**pply?*	*How should my life **C**hange?*
1 John 2:1-3				
Romans 6:1				
Romans 2:4				
Psalm 51:13				

I have asked God for forgiveness for _____

I will seek to obey by praying not to_____

Find a verse that specifically speaks to the sin area in your life. Ask your parent(s) if you need help. Write out the verse on the back.

PLAY

Giving a gift of honor:
One way to show honor is by giving a gift. The wise men gave gifts to the Christ child as a sign of honor. This is a game we played back in the study of 1st Samuel. This would be a perfect week to play it again.
Activity: Pull out one small box or gift bag for each member of your family. Each person will write down on a piece of paper specific ways this week they want to show God honor (see the front page for ways we can honor God). Put the piece of paper in the box or gift bag. Tape a ribbon or bow onto the package, but make sure it can be opened and closed repeatedly. This will be a gift to honor God. Have each person share what their gift to God is. Throughout the week have each child look in his present to see if he is really honoring God that way.

Variation: Treasure hunt: Hide the gifts throughout your living room and take turns

Teaching your children to give: We all can get too caught up in gifts getting and giving during the Christmas season. Giving is a biblical idea and should be encouraged. Three struggles often come during the holidays surrounding gift giving.
1. Focusing on getting
2. Focusing more on the task of giving than the person we give to.
3. Giving for the here and now and not for eternity.

Combat these tendencies by reminding yourself and your children three simple things. 1. It is more blessed to give than to recieve. The gift focus should be on giving. 2. Pray for the person you are giving to as you purchase, make and wrap the present. 3. Think of things that have eternal value as you decide on gifts, or think of gifts that really show Christ's love for a person.

As a reminder, giving should be a regular activity. In each

FAITH BIBLE CHURCH

FAMILY FUN SHEET

12/17/2000



This is what we learned today:

❒ **Passage ~** 2 Samuel 11-14

Memory Verse "Create in me a pure heart, O God, and renew a steadfast spirit within me." Psalm 51:10

❒ **Application Points ~**

- God is just, merciful, and forgiving
- We can't hide our sin from God, and when we confess he will forgive us.
- Our sin always has consequences even if are forgiven by God. Choose to obey rather than sin.

PRAISE

Christmas Songs: Because the coming week is just before Christmas choose a few songs that have to do with the season. There are many favorites that I am sure your family knows. Here are some that mention the fact that Jesus come to be king and save us from our sin.

Joy to the World
Come thou Long expected Jesus
Hark the Harold
What Child is this

PASSAGE

Daily Bible Reading: This week you may want to read selected portions of the Christmas story for your daily bible reading. The coming Bible School lesson is going to come out of Matthew chapters one and two.

The opening verse of Matthew says, "A record of the genealogy of Jesus Christ the son of David, the son of Abraham." The "record of the genealogy" meant "an account of the life of Jesus Christ." The book of Matthew is not a book about Jesus' family tree but of the life, death, and resurrection of the promised King. The first eighteen verses are, however, a list of important descendants who prove that Jesus is in the right line to be considered a proper king of Israel. Also important is the promise made to Abraham in Genesis 12:3 in which the whole world would be blessed through one of his offspring. Jesus was to be a king who fulfilled two great promises.

The time had indeed come. Rome was ruling the known world and Israel was occupied by a Roman king. The King came from an unlikely place in unlikely circumstances. Joseph, a descendant of David, was living in Nazareth. He was legally engaged to a woman named Mary. Somehow Mary became pregnant, and Joseph knew that the baby wasn't his. So he decided to quietly break off the legal engagement. Before he went through with it, however, an angel came and said in Matthew 1:20, "Joseph son of David, do not be afraid to take Mary home as your wife, because what is conceived in her is from the Holy Spirit." He called Joseph "son of David," which referred to him as being in the royal line. Jesus then, not being the biological son of Joseph, was his legal son and therefore worthy to be a king.

Jesus was not going to be an ordinary king. In Matthew 1:21, the angel said of Mary, "She will give birth to a son, and you are to give Him the name Jesus, because He will save His people from their sins." This was not going to be just a political king but a Savior as well. This was not going to be any ordinary king.

PERSONAL APPLICATION

Jesus was the promised Messiah. He was from the line of David and came to earth to bring about a new kingdom. He was no ordinary king. He came from a humble family and was forced into exile when He was a toddler. His kingdom wasn't merely political but spiritual. He fulfilled a promise to Abraham and David. His death and resurrection would pay the penalty for our sins and establish Him as the King of the universe. He will come back to rule the earth and finish the promise that He started.

Application

Worship the King of heaven and earth. Just as the Magi bowed down to worship, we need to give humble praise and worship to God. This is done through our words, our gifts, our actions, and our attitudes.

Trust the promises of God. The promise to Abraham took nearly 2,000 years to fulfill. We know that God will work things out in His timing. Jesus came to save us from our sin. We can be assured that He will come back to fulfill His promises and rule over all the earth.

PRAYER

Focus on Worship:

The wise men traveled far to worship Jesus. We are to worship Christ as well. Spend time tonight in praise and thankgiving.

Praise: Praise God for being King, Savior, creator. Praise him for His mercy and forgiveness

Thanks: Thank him personally for coming to earth for you. Thank him for the many blessings of the season.