

Materials I Need:



Legend:

-  = Option 1, Appropriate for 1st – 2nd Grade
 = Option 2, Appropriate for 3rd – 6th Grade

Memory Work:



“They promise them freedom, while they themselves are slaves to depravity—for a man is a slave to whatever has mastered him.” 2 Peter 2:19 (NIV)

Hook:

False Teacher I (Role-Play). ,  Introduce a guest teacher to the class. He can be someone the students don't know or a regular teacher in disguise. Tell the students that you don't know what this guest will teach about, but you have heard he is a good speaker. Have the guest teacher give a lesson that is so preposterous that the students will realize that there is something very wrong. He might use an old nursery rhyme as his text. For example, he may quote Rub-a-Dub-Dub; Three Men in a Tub and tell students that God is represented by the tub and the three 'men' are God the Father, God the Son, and God the Holy Spirit. With that in mind, if we want forgiveness from our sins, we must scrub ourselves (rub-a-dub-dub) until we are very clean.



Another idea would be to have a teacher tell the students that God speaks to him through his computer. His computer told him that he should collect \$10 from each person in the class. Be creative and have fun. When the students begin to realize that all is not as it should be with this teacher, ask them the following questions:


1. When did they first realize that this teacher was not teaching God's Word?
2. Should people in the church automatically believe everything they are taught?
3. How can we tell a false teacher from a truthful one?


False Teacher II (Role Play). ,  Explain to the class that you are going to have two guest speakers teach today's Bible lesson.

- The first guest speaker enters wearing a flamboyant suit and lots of gaudy jewelry. He begins to address the class saying something like (in a deep southern drawl), "Friends, and you are my friends, dig deep into your pockets and give, Give, GIVE! I will use your money to help all the poor and needy little children of the world. After all, the Bible does say we need to help the less fortunate among us."
- Next, have the second guest speaker enter wearing a very nice and conservative looking suit. With a very sincere voice have him say something like, "Children, I am here today to give you a word from the Lord. I am going to teach you straight from the third chapter of Jedahniah Jones and the sixteenth chapter of 1 Fleshaloniens."

Thank the guest speakers and have them exit. Ask the children if they think the apostle Peter would have anything to say about these 'Bible teachers.'

True or False? (Video/Discussion). ,  Prepare by video taping a television preacher. Play five or ten minutes of this video to the students. Ask them if this preacher is a good teacher. Can you tell by how he looks or speaks? Can you trust the claims he makes about himself? Should you automatically believe what he says about God? How do you decide whether or not a teacher is someone you should listen to?

 **Never Trust a 'Wild Beast' (Story).** 🦄, 🦋 Read this short 'story' to prepare students for Peter's comparison of false teachers to "brute beasts." Allow students to add their own 'animal attack' stories, **2PET02.GF1**.

 **Sin Destroys the Heart (Part 1) (Object Lesson).** 🦄, 🦋 For this object lesson, you will need:
a large block of ice
a 9 x 13 cake pan
rock salt
a couple of towels.


At the beginning of class, place the ice block in the 9 x 13 cake pan. Tell the students the ice block represents a person who sins a lot and seems to get away with it, and the salt represents sin. Ask the students to name sins children their own age commit. Then pass the pan with the ice block around and have the students sprinkle salt on the ice as they name one of the sins. When each student has had a chance to sprinkle salt on the ice, tell them that this person has not been caught in their sin and has not asked Jesus to take away their sin. Let's set it (him) aside for a while and check on it (him) later to see how it's (he's) doing. This lesson is continued in the BOOK time.




Book:

Presentation Ideas –


 **False Prophets Lead God's People Astray (Illustration).** 🦄, 🦋 **2PET02.GF2**.

 **God Judges Wickedness (Illustration/Coloring Page).** 🦄, 🦋 Tell the students that Peter used three Bible stories to illustrate the truth that God will judge the sin of false teachers, but will rescue godly men. Have the students color these as time allows, **2PET02.GF3**.

 **Sin Destroys the Heart (Part 2) (Object Lesson).** 🦄, 🦋 Tell the students that in today's lesson they will learn about how hard it is to detect a false teacher. A false teacher is a person who may look like they 'fit in' the church on the outside, but in their heart they are rebellious against the Lord.

Present the ice block in the pan to the class again. Ask them:

1. What changes, if any, have occurred to the ice block? *It's melting*
2. What's happening to the inside of the ice? *A big ugly hole has formed.*
That's right, the salt has ruined the inside of the block.
3. So, is this anything like our hearts when we sin? *Yes*
That's right, because when we sin, it destroys us from the inside out. Every sin, even that of teaching falsely, will have a consequence; God will see to it. Over time, the false teacher's true heart will be revealed.

 **Warning Lights/Sounds (Presentation Idea).** 🦄, 🦋 During the BOOK presentation begin playing a tape with warning sounds. The teacher can request a tape player and tape of Star Trek, "red alert warning" sounds from the Teacher's Workroom. Some type of red, revolving, flashing, strobe light would add visual impact of the presentation. Tell the students that in today's lesson Peter is warning Christians about false teachers in the church.

Bible Adventure for 1st – 6th Grades –

Last week we learned that there was trouble lurking around the churches of Asia Minor—trouble so severe that the Apostle Peter used his last few remaining days on earth to deal with it. What was this trouble? Was it that people were not wearing the right clothes to church? Were the drums too loud or the hymns too slow? What was so dangerous that had Peter fervently penning the last letter he would ever write? The answer is two words—false teachers. Now these false teachers were not evil looking men wearing black, with fangs and horns. No, they looked completely harmless. In fact, they probably looked and sounded good. That's what made them so dangerous. At first glance it was hard to tell them apart from true believers. However, Peter laid out some very specific ways to spot false teachers and identify their lies.

In 2 Peter 1, Peter explained that the first way to fight false teachers was for his readers to *cultivate Christian character*. Last week we learned that to cultivate Christian character means to develop and improve the way you think and live according to the truth of God's Word. We are to dig into the Bible, study it and obey it. Our minds are to be so filled up with the truth of Christ that there is no room for false teaching to squeeze in.

In 2 Peter 2, Peter condemned the false teachers for their sinful beliefs and wicked behavior. In order to help others identify them, Peter gave the believers a description of what these men were really like.

First, unlike true teachers who speak for the sake of Christ and to spread His Gospel, false teachers are selfish and only want to benefit themselves. They tell people lies about God, and the most tragic thing about their lies is that those who believe them could ultimately end up eternally separated from God! However, false teachers don't care. They're just greedy and hope to make some money off unsuspecting people who listen to them. They take the money and buy themselves very expensive things. This was true in Peter's day and it is true in our day as well.

Peter explained that in the end, these false teachers would face the terrible judgment of God. He reminded his readers of the Old Testament cities of Sodom and Gomorrah. They were filled with people who rebelled against God. They did terrible, wicked things and God destroyed them. Peter reasoned that if God did that in the past, would He not do the same to these false teachers who also rebelled against God?

Another description of the false teachers was that they were arrogant and proud. They thought they were so important that they did not need to submit to any authority. They even made fun of angels! Peter had some pretty harsh words for them. He called them 'brute beasts,' wild and violent animals who cannot be tamed at all. He explained that the false teachers were actually proud of their sin and paraded it before others. They had no shame because their hearts were so hardened.

To sum it all up, the false teachers were wicked, deceptive, greedy liars who loved sin! So why in the world did anybody pay attention to them? Because they made people false promises that they could do whatever they wanted and not suffer any negative consequences. What an incredible lie! People who live their lives apart from God are not free. They are slaves to sin and absolutely helpless to get out of it. The false teachers actually knew this and had been exposed to the truth of Christ. They appeared to be true believers for a while but their hearts never really changed. They soon returned to their evil ways. They were like dirty pigs that got all cleaned up but ended up returning to their gross mud pits and wallowing in them all the more!

Whew! Peter had a lot to say about false teachers. He definitely wanted to warn his readers to stand firm and have nothing to do with them. The danger of false teachers today is every bit as severe as it was in Peter's time. We, too, need to pay close attention to his words. Would you be able to detect a false teacher if you came across one? Here are some practical ways all of us should examine teachers, especially those who teach in the church.

First, ask yourself, "Does this teaching agree with what the Word of God teaches?" The Bible is our supreme authority and the ruler by which we measure everything else. If what someone says does not "measure up" to God's Word, then don't believe it! Second, ask yourself, "Does this teacher's life show that he loves God and His Word?" A person who teaches about the Bible should live a godly life that goes along with what he says. If his life is hypocritical (he says one thing but does another) and filled with sin, that is an indicator that what he is teaching may not be true. It's hard to trust what someone is saying if you cannot trust his character.

Don't be fooled by false teachers. Know the Bible and obey it so you can detect and destroy any false teaching that comes your way.



Aim Questions

1. **Who wrote the book of 2 Peter and where did he write this book?** (*The apostle Peter wrote it from the city of Rome in a prison.*)
2. **What specifically did Peter want his readers to understand in 2 Peter? What's the theme?** (*Truth confronts false teachers.*)
3. **What are some descriptions that Peter gave of false teachers in the church?** (*Sinful, selfish, greedy, self-willed, lustful, immoral, etc.*)
4. **What are two questions we can ask about the teaching we hear?** (*1. Does it match God's Word?; 2. Does his or her lifestyle match God's Word?*)
5. **How can a Christian apply today's lesson?**





Look:





Like Wild Beasts (Worksheet).   Have the students complete this worksheet to see how Peter describes these false teachers, **2PET02.GF4**. *Answer Key: pig, bear, camel, moose, dog, lion; greedy, rebellious, arrogant, unashamed, sinful; dog, pig (or sow).*





False Teachers Among You (Worksheet).   Have the students solve this crossword puzzle to review today's lesson. Many of the answers can be found in the Passage Review Questions. This would be a good opportunity to work through it as a class, table teams, or individually, **2PET02.GF5**. *Answer Key: 1. master; 2. angels; 3. vomit; 4. false teachers; 5. Peter; 6. sow; 7. sinning; 8. greed; 9. depravity; 10. roman prison; 11. freedom; 12. bold.*




Toss the Heart (Game).   Have the students learn or review today's memory verse (2 Peter 2:19). Arrange the students sitting in a circle. Give one student a beanbag, preferably heart-shaped, and explain that the beanbag is to be tossed or handed to another student in the circle. The student receiving the beanbag must say out loud the next word in the memory verse. This is done until the whole memory verse is recited. The teacher may write the verse on the board and cross each word as it is spoken. Repeat several times. A variation of the game could be started with all students standing. If the student is able to say the next word, they would pass the beanbag to another standing student and then sit down. The last person standing would then have to complete the verse.





Found! New Way to God (Worksheet).   Tell the students that the false teachers in Peter's time were promising freedom if you would listen and obey what they had to say. Have them solve the puzzle by entering the maze to see where following a false teacher ends up, **2PET02.GF6 Pg. 1**. *Answer Key: 2PET02.GF6 Pg. 2.*




Aim Questions (Worksheet).  Have the students answer the Aim Questions about today's Bible Adventure, **2PET02.GF7**.



Passage Review Questions (Worksheet).   This booklet contains many questions from the Scripture passage covered in today's lesson. Students may work on them in class and complete them during the week at home, **2PET02.GF8 Pgs. 1 & 2**.



2 Peter 2:19 (Memory Verse Song).  Words and music for today's memory verse are available upon request from Children's Ministry.



Took:



Does YOUR Teacher Measure Up? (Worksheet/Craft). 🦋, 🦋 Have the students match these characteristics of false teachers with the opposite characteristic found listed on the 'ruler.' Have them cut out the handy ruler to use as a Bible marker, **2PET02.GF9**. *Answers: Generous, Pure, Submissive, Humble, Worshipful, Repentant, Righteous, Redeemed, Honest*



Whose Slave Will You Be? (Craft). 🦋, 🦋 Explain to the students that when Peter says false teachers "deny the sovereign LORD who bought them" (2:1), he pictures these teachers as disobedient slaves and Christ as the Master who bought them. Christ has every right to claim all of us as His own because first He made us, and then He bought our salvation. Peter said that the false teachers were slaves of depravity (deep sin), and that "a man is a slave to whatever has mastered him." Everyone is mastered by something, but freedom from sin is found in submission to Christ. Make this 'ball and chain' to illustrate this truth. Each student will need:

2PET02.GF10 Pgs. 1 & 2 printed on gray paper

scissors

glue or tape

one 6-inch piece of yarn.

(Teachers: Familiarize yourself with this craft ahead of time so you can help students). Have the students follow the directions below to complete their crafts:

1. Trim large square on page 1 and cut out chain links on pages 1 and 2 along double lines.
2. Fold the origami ball as directed on page 2.
3. Make a paper chain and loop the last link through the yarn loop.
4. You may want to fasten the last link at the other end around the students' wrists.

Discuss: Do we want to be free? How can we be free if we have a master? Is a person free if he is a slave to sin? Can a person be free from sin if Christ is not his master?



Marshmallow War (Game). 🦋, 🦋 Have all of the students stand on one side of the room or on one side of a marked off area outside. All the teachers should stand on the opposite side. Have one teacher be the "Host." The "Host" will read each team a question from the Passage Review Questions. The team will choose a person to answer for the team. If the team misses the question, every player from the opposite team gets to throw one marshmallow at the opposing team. The team that gets rid of all of their marshmallows first wins. Give each team five seconds to answer, and announce "fire" if the team does not answer in time. "Fire" should signify to the opposite team to launch its marshmallows.



Stump the Teacher Q&A (Activity). 🦋 This is a time where students are given an opportunity to try and stump their teacher(s). Allow a time of 15 minutes (or more) for students to ask any question from the lessons of 2 Peter chapters 1 and 2 to see how well teachers really know the material they're teaching. The students can use Aim Questions or make up their own questions. They can even twist scripture to try and trick the teacher. The lesson is that every believer has the responsibility to know God's Word and grow in His truth. Would you be able to detect and destroy false teaching if you heard it?

Variation: Teachers, answer some questions incorrectly; however, make it sound plausible. See if students can catch the lie. If they catch the lie—GREAT! If not, make sure you give them the correct answer.

Never Trust a Wild Beast

What would you think if you saw someone walking in the woods who had tinkling bells tied to the hem of his jacket? What would you think if that person was clapping his hands as he walked along? You might think he was very strange, but if you knew something about bears, you would understand. You would know that this person was wisely trying to forewarn any bears in the area that he was coming, so they wouldn't be surprised and attack him.

The danger from animals in the wild is very real. People are often attacked not only by bears, but by coyotes, alligators, crocodiles, and wolves. Did you know that in Yellowstone National Park, Bison have caused more injuries to people than all the other animals combined, including bears? And although they don't hurt people as badly, small animals such as rats, skunks, squirrels, and bats will attack people, too.


It's not surprising that animals in the wild are unpredictable and dangerous. The surprising thing is that people are often attacked by animals that are supposed to be tame. Did you know that pet dogs are responsible for more attacks on people than all other animals combined? Fortunately, most dog attacks are not life-threatening, but larger animals can be much more dangerous even when they have been "tamed."

An Australian lion tamer named Geoffrey Lennon could tell you how true this is. In the summer of 2001, He was attacked by three of his lions in front of a large circus audience. He had worked with the twelve-year old lions for about two years.


This performance began like any other, but he was having a little trouble with a lion named Rudy. He was trying to get Rudy back on his pedestal, and for a moment, Mr. Lennon turned his attention away from the other lions. When the lion trainer's back was turned, Sultan saw an opportunity and jumped on Mr. Lennon knocking him to the ground. Then, Rudy and Pearl joined in out of instinct. All Mr. Lennon could do then was huddle up on the floor. Immediately, his brother and another trainer saw what was happening. They jumped into the ring and used a water-filled fire extinguisher to get the big cats off of him. Their quick response probably saved Geoffrey Lennon's life. In that short time, he was bitten about 20 times and clawed numerous times. Mr. Lennon was able to walk out of the ring, but was taken to the hospital for treatment of bites and gashes from his neck and right shoulder down to his thighs. Some of his injuries were serious enough to require surgery.

Afterward, there was an investigation to determine whether or not to put the cats to sleep, but one official said, "These animals have predatory instincts that can be triggered in a number of circumstances. It isn't as if they were doing anything that isn't part of their normal behavior." Shane Lennon, brother of the injured trainer, said it was "through no fault of the lions that this happened" and that Geoffrey believed he would return to working with the animals.

False Prophets Lead God's People Astray

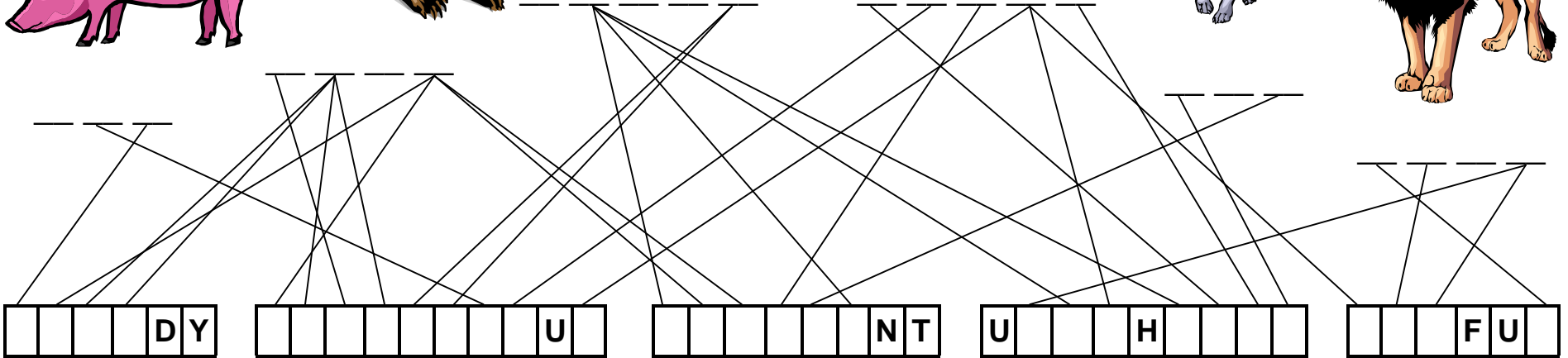
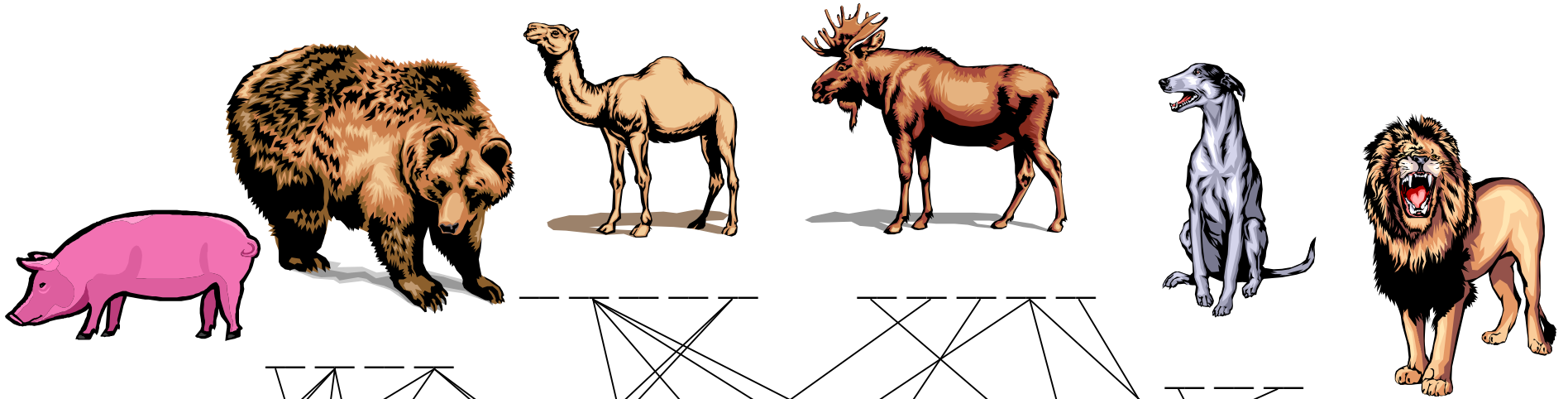


**God Judges
Wickedness**
but knows how to
rescue godly men.
2 Peter 2:4-10



Like Wild Beasts

Peter says false teachers are like wild beasts (2 Peter 2:12). Name these wild beasts and use the letters to discover some characteristics of false teachers.



(2:3,14) (2:10) (2:10,18) (2:10,13) (2:14)

2 Peter 2:20-22 describes false teachers that have known the way of righteousness, but turned their backs on the truth and returned to the sinful ways of the world. Which two animals pictured above are like them?

A ___ that returns to his vomit.
A ___ that goes back to the mud.



False Teachers Among You

Across

1. a man is a slave to this (2:19)

5. wrote the book of 2 Peter (1:1)

6. a _____ that is washed goes back to her wallowing in the mud (2:22)

7. false teachers never stop this (2:14)

9. false teachers were enslaved by this (2:19)

11. false teachers promised people this (2:19)

12. false teachers are _____ and arrogant (2:10)

Down


2. God did not spare them (2:4)

3. a dog returns to his _____ (2:22)

4. these men secretly introduce destructive teachings (2:1)

8. false teachers were motivated by this (2:3)


10. Peter was imprisoned here




Found! New Way to God



The false teachers in Peter's time promised freedom to the people if they would listen and obey what they had to say. Enter the maze where the little boy is and learn where people would end up if they followed and obeyed a false teacher.






Found! New Way to God



The false teachers in Peter's time promised freedom to the people if they would listen and obey what they had to say. Enter the maze where the little boy is and learn where people would end up if they followed and obeyed a false teacher.




Aim Questions

Answer the following questions about today's Bible Adventure.

1. Who wrote the book of 2 Peter and where did he write this book?
2. What specifically did Peter want his readers to understand in 2 Peter? What's the theme?
3. What are some descriptions Peter gave of false teachers in the church?
4. What are two questions we can ask about the teaching we hear?
5. How can a Christian apply today's lesson?

The danger of false teachers in the church is that they are so hard to detect. There are two ways to detect false teaching. First, ask yourself, "Does this teaching align with what the Word of God teaches?" Second, ask yourself, "Does this person's life demonstrate a love for God and His Word?"



"They promise them freedom, while they themselves are slaves of depravity—for a man is a slave to whatever has mastered him."

2 Peter 2:19

Passage Review Questions

2 Peter Chapter 2

Peter warned the people of Asia Minor and the churches today of what danger? (2:1)

What two things does Peter say that the false teachers will do and ultimately deny their sovereign Lord? (2:1)

How will many people respond if they listen to and follow false teachers? (2:2)

What motivates false teachers? (2:3)

How will false teachers try to exploit Christians? (2:3)

Who did God not spare and where did He send those that rebelled against Him? (2:4)

What four examples of God's wrath does Peter list? (2:4-8)

What else do these examples reveal about God? (2:9)

How else does Peter describe these false teachers? (2:10)

What examples do the fallen angels show us? (2:11)

What will be the results of these men's slanderous accusations? (2:12, 13)

What does Peter say these men are not able to stop doing? (2:14)

What does the false teacher promise men although they cannot deliver it? (2:19)


What are they themselves slaves to? (2:19)

Why is it worse for these men? (2:20, 21)

Does YOUR Teacher Measure Up?

Write the characteristics of good teachers (from the list on the ruler) next to the opposite characteristic of false teachers from 2 Peter chapter 2.
Next, cut out the handy ruler to use as a Bible marker.

greedy (2:3, 14)	_____
corrupt (2:10, 20)	_____
rebellious (2:10)	_____
arrogant (2:10, 18)	_____
blasphemous (2:12)	_____
unashamed (2:10, 13)	_____
sinful (2:14)	_____
enslaved (2:19)	_____
deceptive (2:14, 17)	_____

 Do Your Teachers Measure Up? Are they ...	_____
Submissive	_____
Righteous	_____
Redeemed	_____
Humble	_____
Pure	_____
Honest	_____
Repentant	_____
Generous	_____
Worshipful	_____

Who's Slave Are You?

*"They promise
them freedom,
while they
themselves are
slaves of
depravity—
for a man is a
slave to
whatever has
mastered him."
2 Peter 2:19*

Instructions for Origami Ball

***Tape both ends of a 6-inch piece of yarn or string to the back of the square behind one of the small arrows. (This will form a loop for the chain).**

Figure #1

Place square of paper on table, design side down.

Fold diagonally corner to corner.

Fold diagonally the other way.

Turn paper over so diagonal folds are up.

Fold in half from arrow to arrow.

Figure #2

Tuck last fold in on both sides to form a double triangle.

Figure #3

Fold two lower corners up to top corner.

Turn paper over and fold other two corners up.

Figure #4

Fold two side points to the center.

Turn paper over and repeat.

Figure #5

Fold small top corners down. This forms a small triangle.

Now tuck this small triangle into the pocket formed by opening the side flap directly below.

Repeat for each of the four top corners.

***Turn the paper upside down and hold the edges loosely.**

***Blow into the hole between the arrows. Your paper will expand into a ball!**

