June 1, 2003 **2 Peter Chapter 1**
Early Childhood **2PET01EC**
God's Truth Fills Christians with Godliness

2 Peter

Materials I Need:

Key for symbols:

This symbol represents ideas that can be used for two-year-olds through kindergarten. Please remember to slow way down for two-year-olds and keep the pace moving for five-year-olds.

② This symbol represents ideas that can be used for two- and three-year-olds.

④ This symbol represents ideas that are best used for four-year-olds through kindergarten.

Memory Verse for 2s and 3s:

2 Peter 1:3: His divine power has given us everything we need for life and godliness.

Hook:

Teacher Tip: This first week in the book of Second Peter, the basic hand motion for the book could be simplified for the youngest children (2s and 3s). Move your index finger straight forward for "truth" and not include the motion for false teachers. The second part of that motion can be added next week when false teachers will be addressed again.

Who Was Moses and Who Was Elijah? Bring in picture Bible story books of the prophets, Moses and Elijah, and talk about who they were and how they spoke God's truth to the Hebrew people. "In today's Bible Adventure, Peter tells of the time he saw Moses and Elijah with Jesus. This was an amazing and unusual thing to see because Moses and Elijah had died many years before Christ was born. Peter wanted his readers to know that he was telling the truth about Jesus and seeing the prophets. He wanted the Christians to know that every word in the Bible is true."

Prophet's Worksheet: (2PET01ECGF6) As the children color the GF6 page of Old Testament prophets, help them determine the names of the prophets (Elijah, Daniel, Noah, Moses, Ezra) that fit the picture. Talk about how prophets only said what God told them to say. Their prophecies always came true. Now that the Bible is written, we have God's words for us. God's words are always true and we can trust them. The older children may want to try to write the name of the prophet under the appropriate picture.

"I Promise" Center: Place a "promise" box or basket near the door and as each child comes into the classroom, tell him you are going to make a promise to him. Do they know what a promise means? A promise is something you say you will do. Tell the child you promise to leave enough time during the morning to serve a special treat at snack time. Have the child (or you) put the child's name on a piece of paper along with the promise of the special snack and place it in the basket. "God has given us very special promises in the Bible. He has asked us to know them and remember them so we can live lives full of godliness." Be sure and keep your promise about the special snack!

View-Master Center: Provide several view-masters and slides for the children. Have a bright light set up or put the center near a sunny window. Ask the children what they see when they look through the view-master at the bright light. Then have a child look through the view-master while covering the front with a dark towel. Is the child able to still see the picture? "In today's Bible Adventure, we are told that Peter saw something really amazing. He saw Jesus shining brightly like the sun. Peter could see Jesus clearly because of the light. Just as the bright light or sun helps you see the pictures clearly, God's Word helps us see Jesus clearly. God's Word is truth."

- **Self-Control with Building Blocks:** Provide a set of larger-sized building blocks. "We have self-control when we do what is right rather than what we feel like doing. We are going to carefully build our blocks as high as we can. We will use self-control by not knocking them down. The only way they will fall is when they lose balance. In today's Bible Adventure, Peter says we must have self-control to be full of godliness. It is hard to have self-control, but it is what God wants from us."

- **Is This Bottle Full?** Provide several plastic bottles, along with small objects to fill them with. You could use baby bottles or sports bottles and fill them with toy people or animals, large beads or small blocks. Have the children put as many items in the container as they can. Have them tell you when they think it is full. Shake it and settle the contents and try to fit more items in the container until everyone is satisfied nothing else will fit in. "In today's Bible Adventure, Peter tells us to be full of godliness. We are to be full of faith in Jesus, God's goodness, knowledge from the Bible, self-control, perseverance, godliness, kindness and love."

- **Peter's Second Letter: (2PET01ECGF4)** Show the children the number two and have them write that number on the GF4 paper Peter is using. The children may finish coloring the picture plus add any letters of the alphabet they can think of to write. Sing "Peter Wrote a Letter" as the children work.

- **"We Have Perseverance!" Center:** Provide a toy golf set or bowling set. Set it up so the child knows where he must stand to get his ball to go where you tell him it should go. Let him have several turns to achieve what you have asked him to do. Tell him he is using perseverance. He is doing the right thing over and over and isn't quitting. If frustration sets in, make the goal a little easier by moving the child closer to the goal. This station should be hard enough for the child to be able to persevere and not necessarily obtain easy success.

Book:

Presentation Ideas

- Color the **2PET01ECGF1, 2PET01ECGF2, 2PET01ECGF3, 2PET01ECGF**4 and **2PET01ECGF5** pictures and glue them onto colored construction paper. Show these pictures as you tell the Bible Adventure. Save the pictures for review in future 2 Peter lessons.

- **"Big Picture Idea" for 2 Peter: Stacking Blocks of Godly Qualities: (2PET01ECGF7, 2PET01ECGF8** and **2PET01ECGF9)** Tape each of the GF7, GF8 and GF9 qualities to the sides of eight large cardboard stacking boxes (available in the classroom if requested) or shoe boxes. As you tell the last part of the Bible Adventure, stack the boxes as you talk about each character quality. Knock them down when you talk about "falling for false teachers' lies." Use these blocks each week as you review the Memory Verse. Talk about being full of godly qualities by God's power.

- **Story Object Lesson:** Have a full pitcher of colored water, a clear glass and a tray nearby for demonstration purposes after the Bible Adventure.. "In today's Bible Adventure, Peter tells us to be full of godliness. If we are full of God's truth, there is no room to believe lies. I'm going to pour 'God's goodness' into this glass from the pitcher. I want to make the glass as full as possible so nothing else will fit." Fill the glass partially as you list the following traits: faith in Jesus, God's goodness, knowledge of God's Word, self-control, perseverance, godliness, kindness and love. Make the glass as full as possible after saying "love." "God wants us to be full of godliness just like this glass is full of colored water. No more water will fit in! We won't believe the lies of false teachers when we are full of godliness."

- **"The Bible Says" Finger Play:**

The Bible says that Jesus	*(Hands form book)*
Was loving, kind, and good.	*(Hug self)*
I want to live as Jesus did	*(Point to self)*
And do the things I should.	*(Nod head)*

Bible Adventure for 2s & 3s

(Make the sign for 2 Peter by putting your index finger to your mouth and moving it straight forward. As you move your index finger straight forward, say...) God's Word is true. It is straight and right and true. *(Hold up two fingers.)* Peter wrote two letters that we have in our Bibles. The second letter is called Second Peter. Peter wants us to pay careful attention to God's true words in 2 Peter.

(Show the 2PET01ECGF1 picture.) Peter always told the truth. He never made up any stories about Jesus. Peter told about the time Jesus took James, John and himself up to a high mountain (Matthew 17). Jesus wanted Peter to see and hear something so amazing and wonderful that he would never forget. Jesus wanted Peter, James and John to see who He really was.

(Show the 2PET01ECGF2 picture.) While Peter, James and John were up on the mountain, they looked at Jesus and saw that His face started shining with a light as bright as the sun. *(Put your elbow up and your hand to your eyes.)* Jesus' clothes became as white as the light! Just then Moses and Elijah appeared with Jesus and were talking with Him. Moses and Elijah had been dead for hundreds of years, but now they stood talking to Jesus!

Peter, James and John could hardly believe what they were seeing. Jesus was shining with the glory of God. Jesus really was God! Peter got excited and started talking.

(Show the 2PET01ECGF3 picture.) While Peter was talking, a cloud came down and covered the men. A voice came from heaven and said, "This is My Son, whom I love. Listen to Him!" When the men heard God's voice, they were so afraid, they fell face down to the ground. Jesus came over to them and said, "Don't be afraid." When Peter looked up, he saw only Jesus. Moses and Elijah were gone. Peter did not make up this story about Jesus. He saw Jesus shining like the sun, and he heard God's voice coming from the cloud.

(Show the 2PET01ECGF4 picture.) Peter wrote, "Every word I'm writing to you is true *(move your index finger straight forward)*. God has given us very great and precious promises. If you pay attention to them and keep remembering them, you will learn how to be filled up with godliness. God's power gives us everything we need to live our lives full of godliness." We must begin with faith in Jesus. Jesus is the truth.

Prayer: Dear God, Jesus is the truth and the way to godliness. We must begin with faith in Jesus. Help us want to love Jesus in our hearts and grow in His truth and godliness. In Jesus' name I pray, amen.

Bible Adventure for 4s, 5s & K

(Make a "V" with two fingers as the sign for 1 Peter.) In 1 Peter we learned that God can give victory over suffering. Christians can have joy and hope even though we might be going through hard times and suffering persecution.

(Make the sign for 2 Peter by putting your index finger to your mouth and moving it straight forward—for straight speaking or truth. Then move your finger to the side—for crooked speaking.) Peter's second letter is called 2 Peter and has a theme and a sign. The theme of 2 Peter is "Truth Confronts False Teachers." *(As you move your index finger straight forward, say…)* Truth is straight talk. Put your finger straight up to your lips and say "truth." Now move your finger straight out from your mouth. God's Word is truth. It is straight and right and true. *(As you move your index finger to the side, shake your head "no" and say…)* False teachers' words are not true. Their words are crooked and false and wrong. False teachers will take you away from godliness *(move your finger straight out from your mouth and then to the side)* to ungodliness. Truth confronts false teachers and says, "That's not true." The truth is that God wants His people to be full of godliness.

Peter wants us to know the difference between God's true words in the Bible *(hold up your Bible)* and false teachers' stories that are made up. He wants us to pay careful attention to God's true words and listen to them every day. He wants us to stop paying attention to people who make up stories about Jesus.

(Show the 2PET01ECGF1 picture.) Peter said, "I never make up stories about Jesus like the false teachers do. It is true that Jesus took James, John and me up to a high mountain with Him (Matthew chapter 17). Jesus wanted us to see and hear something so amazing and wonderful that we would never forget. He wanted us to see who He really was. This is what we saw and heard.

(Show the 2PET01ECGF2 picture.) "While we were up on the mountain, we looked at Jesus and saw His face shining with a light as bright as the sun. *(Put your elbow up and your hand to your eyes as though shielding your eyes.)* His clothes became as white as the light. Just then Moses and Elijah appeared with Jesus and were talking with Him." Moses and Elijah had been dead for hundreds of years, but they stood talking to Jesus.

Peter, James and John could hardly believe their eyes. Jesus was shining with the radiance and glory of God. Jesus really was God! Peter got so excited that he started talking.

(Show the 2PET01ECGF3 picture.) While Peter was still talking, a cloud came down and covered the disciples. A voice said, "This is My Son, whom I love. Listen to Him!" When the disciples heard God's voice, they were so afraid, they fell facedown to the ground. Jesus came to them and said, "Don't be afraid." When the disciples looked up, they saw only Jesus looking like Himself again. Moses and Elijah were gone.

(Show the 2PET01ECGF4 picture.) Peter wrote, “I did not make up this story about Jesus. I listened to Him, and I saw Him, and I’m telling you the truth. Every word I’m writing to you is true *(move your index finger straight forward)*. God has given us very great and precious promises. If you pay attention to them and keep remembering them, you will learn how to be filled up with godliness. God’s power has given us everything we need to live our lives full of godliness.”

(Show the 2PET01ECGF5 picture.) To be full of godliness, Peter tells us in 2 Peter that we must begin with faith in Jesus. Jesus is the truth. Next, Peter says to add to our faith God’s goodness—wanting to be good like God. Then Peter says to add knowledge by learning all we can from the Bible—every day paying attention to what God says. Then we add self-control—doing what is right rather than what we feel like doing. When we add perseverance, we keep on doing the right thing over and over. We don’t quit. Peter says to add godliness, which is thinking and acting like God. Kindness is added and, finally, we add love--love for everyone, not just the people who like us.

Peter tells us in 2 Peter, “If you keep filling up with these eight godly qualities, you will be filled up with truth *(move your index finger straight forward)* and godliness. You will not fall for any lies *(move your index finger to the side)* that the false teachers might tell you.

Prayer: Dear God, Jesus is the truth and the way to godliness. We must begin with faith in Jesus. Help us want to love Jesus in our hearts and grow in His truth and godliness. In Jesus name I pray, amen.

Aim Questions

Aim Questions for 2s & 3s:

1. **What is the name of the new book of the Bible we learned from today?** *(Second Peter)*
2. **When James, John and Peter went up on the mountain, who shone brightly like the sun?** *(Jesus)*
3. **Whose voice came out of the cloud to say, "This is My Son. Listen to Him."?** *(God’s voice)*

Aim Questions for 4s & 5s:

1. **What is the name of the new book of the Bible we learned from today, and who wrote it?** *(2 Peter; Peter)*
2. **What did Peter, James, and John see and hear when Jesus took them up on the mountain?** *(Jesus shone like the sun; Moses and Elijah were talking to Jesus; God spoke from heaven)*
3. **Which book always tells us the truth about God?** *(The Bible)*
4. **How do Christians fill up with godliness?** *(God’s power fills us with His godliness. Make the theme sign for “straight talk” as you say or sing the Memory Verse.)*

Look:

- ☐ **Aim Questions:** Stuff a pillowcase with styrofoam packing pieces and place the Aim Questions inside it. Have each child reach into the "cloud" to get his question to be read by the teacher. “Where did a cloud appear in today's Bible Adventure? (On a mountain) How was this an unusual cloud? (God's voice came out of it)”
- ☐ **Snack Suggestion:** Provide food the children really like or that you haven't had for awhile. While the children are being served, draw their names from the "promise" box or basket and take it their table and place it before them while they eat. You have kept your promise to serve a special snack. Remind the children that God keeps His promises in the Bible. Sometimes people forget to keep their promises, but God never forgets.
- ☐ **Transition Idea:** "Remember when Peter looked at Jesus on the mountain? He saw that Jesus' face started shining as bright as the sun. Let’s pretend we are looking at Jesus shining brightly. Put your elbow up and your hand to your eyes as though you are seeing a bright light as you move to the next activity."
- ☐ **Memory Verse Review:** “God wants us to be like Him. He wants us to put our faith in Jesus. He wants us to be godly. God gives us the power to be like Him. He has given us everything we need.” Sing the Memory Verse two or three times, making the sign for "straight talk" and adding the claps the last time through.

- **True Stories about Jesus: (2PET01ECGF4** and **2PET01ECGF10)** Give each child a GF4 page, three GF10 “Transfiguration” pictures, and the GF10 words “2 Peter.” Glue the words “2 Peter” onto the letter Peter is writing. Sound out the letters as you show the children the words. Review what happened in the pictures as the children color and then glue them onto the GF4 page. Remind the children that Peter only told true stories about Jesus. Peter knew that Jesus really was the Son of God because Peter saw Him shining with the glory of God. All the stories in the Bible are true, and we should pay attention to them. Sing “Peter Wrote a Letter” as the children work.

- **“Godly Qualities” Matching Activity: (2PET01ECGF7, 2PET01ECGF8, 2PET01ECGF9** and **2PET01ECGF11)** Tack the GF7, GF8 and GF9 godly qualities to the wall at the children’s level. Leave plenty of space between each picture. Give each child one GF11 godly quality picture and, after explaining the activity, let the children find the picture on the wall that matches their picture. Each child can tape his smaller picture on or beside the larger picture. Another matching activity at the table could be to make two sets of GF11 pictures on card stock paper and cut the pictures apart. See if the children can find the matching pictures. Older children could place all the pictures face down, turn one up, and then turn another up to find a match. This can take a lot of time with eight sets of pictures. Another option, especially for younger children, would be to give each child two to four pictures (depending on age) to keep face up in front of them. Put one picture in the center of the table and wait for the child who has that same picture to put it in the middle. Name the quality and talk about the picture as the children are looking for the matching picture.

- **“Jesus Shines” Activity: (2PET01ECGF2)** Color Jesus’ robe and the light rays around Him with a fluorescent yellow or yellow that glows in the dark. Turn the lights out and darken the room as much as possible. Shine a flash light on the GF2 picture and see how Jesus shines. Explain what took place at the transfiguration with a voice full of awe and amazement. Say, “Peter didn’t make up this story. Jesus really is God. Peter saw Him shining with his own eyes.” Talk about the look on Peter’s face in the picture and the two Old Testament men who were talking with Jesus. If possible, send a GF2 picture home with each child so that they can show their families how Jesus shines with the glory of God.

- **"Building up Godliness" Game:** Divide the class into two sections and have them line up behind a starting line. Each section has eight blocks. On a signal from the teacher, have one child from each team take a block, go to the opposite wall and place it in a hoop (or on a rug) and go back to his team. On a second signal, a second team member takes a block out and carefully balances it on top of the previous one. Continue until all the blocks are stacked. If the tower falls down, that child must carefully build it back up again and place his block on the top. Which team got all eight blocks stacked first? It needn't be a race. The blocks can be labeled with the godly qualities from today’s Bible Adventure or the leaders can talk about each godly quality as each individual child is working.

- **"Where are Elijah and Moses?" Game:** Have the children stand spread out over an open space, one standing behind the other in pairs, facing "Peter." Some children may have more than one person hiding behind them. Choose one child to be "Peter." He sits on a chair at the edge of the play area. Two children (Elijah and Moses) picked by the teacher run out to the center of the open space and hug each other. "Peter" falls to the ground and hides his eyes while "Elijah" and "Moses" go hide behind two players. Encourage the front children to hide the person behind them as well as they can. On a signal from the teacher, "Peter" gets back in his chair and guesses who "Elijah" and "Moses" are hiding behind. Repeat with new children playing the parts.

Songs:

- **2 Peter 1:3 Memory Verse Song** *(tune: “Rejoice in the Lord Always”)*
  His divi-ine pow’r has given us ev’rything we need. *(Clap, clap)*
  His divi-ine pow’r has given us ev’rything we need *(Clap, clap)*
  For li-ife and godliness, Second Peter one, verse three.
  For li-ife and godliness, Second Peter one, verse three.

- **Peter Wrote a Letter** *(tune: “London Bridges”)*
  Peter wrote a le-etter--
  Second Peter, Second Peter.
  Truth confro-onts false teachers.
  God’s Word is tru-uth.

Go Tell It on the Mountain

1. Go tell it on the mountain
   Over the hills and everywhere.
   Go tell it on the mountain
   That Jesus Christ is Lord.
2. …That all God's Words are true.
3. …That faith brings godliness.

My God Is So Great

My God is so great, so strong and so mighty!
There's nothing my God cannot do! *(Clap, clap)*
My God is so great, so strong and so mighty!
There's nothing my God cannot do! *(Clap, clap)*
The mountains are His; the rivers are His; the stars are His handiwork, too.
My God is so great, so strong and so mighty!
There's nothing my God cannot do! For you!

Took:

Floating Butterfly: (2PET01ECGF12) Materials needed: Two GF12 butterfly cutouts, 12" and 2" pieces of chenille wire, glue sticks, colored circles and ovals of paper, washable marking pen, play dough or clay. Arrange circles and ovals of various colors on the blank butterfly. Glue them into place. Draw lines around the cutouts with the marking pen. Turn the butterfly over and glue the butterfly with the words on it to the back side. Help the children bend 12" chenille wires around the body of the butterfly, catching the 2" piece of chenille wire at the top to make antennae and twisting the wire at the bottom to hold it in place. Give children pieces of clay about the size of walnuts to make a base. Show them how to roll the clay into a ball, flatten the bottom, and insert the stem of the chenille wire in the base. When the butterfly is tapped, it will seem to float in the air. Review the Memory Verse as the children work.

True or False Stories: (2PET01ECGF1, 2PET01ECGF2, 2PET01ECGF3 and **2PET01ECGF4)** Give one of the pictures to each of four children. Choose children who are not shy. Ask the children to tell a story about their picture. They can make up the story or tell the truth from the Bible. After each child has told his story (and keep it short), ask the children, “Is that a true story or a false story? How do we know? (We look in the Bible.) All the stories in the Bible are true because God told people what to write. We pay attention to what the Bible says because God’s words are true.”

Godly Qualities Activity Page: (2PET01ECGF5 and **2PET01ECGF11)** Reduce the size of the GF11 pictures by a half and cut them apart. Give each child a GF5 page and all (or several) of the GF11 pictures of godly qualities Peter mentioned. See if the children can match the words on the GF11 page with the words on the GF5 page. For those who can, have them glue the GF11 pictures on the GF5 page in the right ascending order. For younger children, just let them glue the pictures on the page and talk about what is happening in some of the pictures. Sing the Memory Verse Song, substituting words from the picture, if possible. For example, instead of the phrase “For li-ife and godliness,” sing “For fa-aith in Jesus, Second Peter one, verse three” or “For se-elf-contro-ol, Second Peter one, verse three,” etc.

Preschool Page for Parents: (2PET01ECPPP) Send a page home with each child, encouraging parents to reinforce the Bible truths at home. Spend a few minutes before the children go home creatively reviewing the Memory Verse Song.



Peter told the true story of the time when Jesus took him, James and John up on a mountain with Him.

2PET01ECGF1

Jesus shone like the sun as He talked with Moses and Elijah.

2PET01ECGF2

A cloud covered the disciples. A voice from heaven said, "This is My Son. Listen to Him."

2PET01ECGF3

Peter wrote, "I don't make up stories about Jesus. My words are all true." All of God's words are true in the Bible.

2PET01ECGF4



2PET01ECGF5

Old Testament prophets spoke true words from God.

Can you tell which prophet is Noah, Moses, Daniel, Elijah, and Ezra?







2PET01ECGF6



FAITH IN JESUS



GOODNESS

KNOWLEDGE

2PET01ECGF7



SELF-CONTROL

PERSEVERANCE



GODLINESS

2PET01ECGF8



BROTHERLY KINDNESS



LOVE

2PET01ECGF9

True Stories about Jesus

Give each child pictures #1, #2, and #3 and "2 Peter" to glue on his GF4 page.

2 Peter





2 Peter

























2PET01ECGF11

GOD GIVES US WHAT WE NEED

His divine power has given us everything we need for life and godliness. 2 Peter 1:3

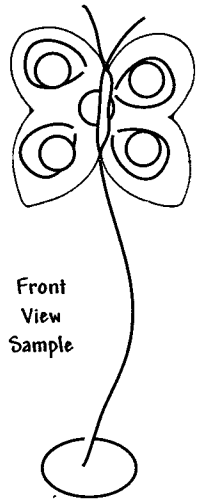

Front View Sample

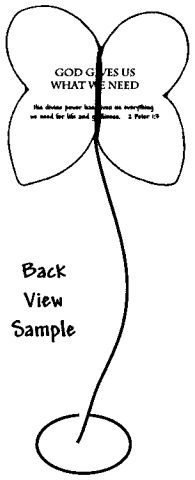

Back View Sample

2PET01ECGF12

Preschool Page for Parents

Extended Bible School Training in the Home

June 1, 2003
2 Peter Chapter 1

This is what I learned today!

Peter wrote his second letter to remind people that God's Word is truth. He told about the time Jesus took him along with James and John up on a high mountain. They saw Jesus shine with a light as bright as the sun. They watched as Jesus talked to Moses and Elijah--men who had been dead a long time! God spoke and said, "This is My Son, whom I love. Listen to Him!" Peter did not make up this story. False teachers make up stories about Jesus, but every word in the Bible is true. The Bible is full of God's great and precious promises. He has given us everything we need to live our lives full of godliness. We must begin with faith in Jesus. Jesus is the truth.

2 Peter Memory Verse

His divine power has given us everything we need for life and godliness. 2 Peter 1:3

Truth Confronts False Teachers

The theme for 2 Peter is "Truth Confronts False Teachers." This week we are teaching the children the first part about "truth." Teach your small children the sign for 2 Peter by putting your index finger to your mouth and moving it straight forward--for straight speaking (truth). Then move your finger to the side--for crooked speaking (false teachers). This week whenever you talk about truth or as you sing the song below, use the sign for truth. Say often throughout the week, "God's words in the Bible are always true."

Peter Wrote a Letter
(tune: "London Bridges")

Peter wrote a le-etter--
Second Peter, Second Peter.
Truth confro-onts false teachers.
God's Word is tru-uth.

* For tunes to songs, ask about the preschool tape.



Peter wrote, "I don't make up stories about Jesus. I saw Him shining with God's glory on the mountain. Moses and Elijah were with Him." All of God's words in the Bible are true.