

March 25, 2001

2 Kings Chapters 22-25

Early Childhood

2KG05EC

King Josiah Found God's Word in the Temple.

**Memory Verse:**

Two- and three-year-old verse: 2 Kings 18:6: He held fast to the LORD and . . . kept the commands.

Four- and five-year-old verse: 2 Kings 18:6: He held fast to the LORD and did not cease to follow Him; he kept the commands.

**Aim Questions for 2's & 3's:**

1. Who became king of Judah when he was only eight years old? (*King Josiah.*)
2. What did the priest discover while the workmen were fixing the temple? (*The Book of the Law—the Bible.*)
3. Who believed God's words that the people would be punished for disobeying God? (*Josiah.*)

**Aim Questions for 4's, 5's & K:**

1. Who found God's Word in the temple? (*The priest found the Bible and sent it to King Josiah.*)
2. What did King Josiah do when he read the Book of the Law? (*He was upset that the Israelites were disobeying God's Word. He read it to the people and obeyed every word.*)
3. Did God punish the Israelites who disobeyed God's Word? (*Yes. After King Josiah died, Babylonian soldiers took Jerusalem away from the Israelites.*)
4. How do you and I "hold fast" to the Lord? (*We obey Him. Say the memory verse.*)


**Key for symbols:**

- This box symbol represents ideas that can be used for two-year-olds through kindergarten. Please remember to slow down the pace for two-year-olds and keep the pace moving for five-year-olds.
- ② This symbol represents ideas that are best used for two- and three-year-olds.
- ④ This symbol represents ideas that are best used for four-year-olds through kindergarten.


**Hook:**


**Memory Verse Scroll: (2KG05ECGF8)** Let the children make their own scrolls by taping both ends of one of the GF8 verses (depending on the age of the child) onto two straws. You will need to help the children roll their scrolls up from the bottom straw to the top straw. Put a rubber band around the rolled-up scrolls so that they will stay rolled. Later in the morning, put a piece of double-stick tape under King Josiah's hands (GF7) so that it looks like he is reading the scroll.


**Cleaning Center:** Set up a corner of the room with small, plastic blocks or wads of paper strewn out over the floor. Provide a couple of small brooms and dustpans. Have the children sweep until it is all cleaned off the floor and dumped into a garbage container. Dump out the "garbage" and repeat cleaning as interest allows. In today's Bible Adventure, God's temple had gotten dirty and the people worked to clean out all of the garbage.


 **Dot-to-Dot Bible: (2KG05ECGF10)** Help the children use pencils and draw lines between the dots to make the letters of the word "Bible." Say the memory verse together. Sing the memory verse song. Discuss the same things mentioned above.


---


 **Play Dough and Memory Verse Review:** Bring rolling pins to use with the play dough today. Ask for short dowels or unsharpened pencils through the Children's Department. Make pretend scrolls by rolling out the play dough into a long, flat shape. With a pencil, scratch words on the scroll before wrapping it around a dowel. Open it and pretend to read it while you rehearse the memory verse together.


 **Bible Reading Center:** Bring in a variety of children's Bibles and Bible storybooks, especially those with large, colorful pictures. Encourage your students to leaf through them, commenting on any pictures they may recognize. Also include adult Bibles for your students to handle. "In today's Bible Adventure, a long lost Bible was found, and the king was eager to hear God's words from it. All of our Bibles on the table look different but they all say the same thing. They all tell us about God. They all have the same true stories inside. Do you have a Bible at home? What are some things we can learn from the Bible?"

 **Temple Building:** Place cardboard boxes or wooden blocks on the floor in a pile. Under the pile is a bag of candy that can be shared during snack time. Allow someone to start building the temple and see how he reacts when he finds the candy under the pile. In today's Bible Adventure, King Josiah had the temple repaired and one of the workers found a scroll Bible inside. It was an exciting find and the king had it read to all the Israelites. We won't "read" the candy but will share it with all the people at snack time.

 **What Is Hiding in the Beans?:** Materials needed: Plastic tub or long container filled with rice or beans (available if requested from the Children' Department), small trinkets, little action figures, cars, keys, thimble, plastic jewelry, etc., and a small key chain Bible (at Christian Supply or Sower). Put all the objects into the container, hiding the pieces below the filler material. Set this up at a table station with a tarp under the table in case of accident. Today's Bible Adventure is about King Josiah and the cleaning of the temple. Have each of the children take a turn putting their fingers into the container and pulling out an object. Have the child who pulls out the small key chain Bible help you say the memory verse (2 Kings 18:6: "He held fast to the Lord and did not cease to follow Him; he kept the commands").

 **Count the Bibles in the Picture: (2KG05ECGF9)** Children can circle and count the Bibles before coloring their pictures. Talk about the importance of reading the Bible, where they keep theirs at home, when they ask someone to read to them, and if they say their verses by memory at home.

 **Happy-Sad Puppet:** Give each child two paper plates. Color a happy face on the bottom of one and a sad face on the bottom of the other. Staple the plates, right sides together, leaving a 5" section open. The children put their hand between the plates. Use these during the Bible Adventure today. Whenever the teacher says to, the children either hold up a sad or happy face depending upon what was happening in the Adventure story. The children are to hold that hand up in front of them until it is time to switch it around.


 **Painting and Bibles: (2KG05ECGF14)** Have the children wear paint shirts (from the CE supply room) or cut a hole in the top of a large plastic bag and wear that. Instruct the children to color the lines of the Bible with a white crayon. Paint the Bible with water colors to make it stand out more. One set of water colors per table with several water jars for rinsing should be adequate. Tell the children that the Bible had been lost, but someone found it. The Bible Adventure today will tell you more about this hidden Bible.


---




## Book:

### *Presentation Ideas -*

 Color and mount the **2KG05ECGF1, 2KG05ECGF2, 2KG05ECGF3, 2KG05ECGF4 2KG05ECGF5,** and **2KG05ECGF6** pictures on construction paper. Show them as you tell the Bible Adventure. Save these pictures for review in the future lessons of 2 Kings.

 **Presentation Idea:** Bring a brown paper bag with several different kinds of books and a Bible on the bottom. Pull out each book and read the title (Betty Crocker cookbook, Winnie the Pooh, instruction manual, etc.) and have the children tell you what that book helps us to do. The last book, the Bible, tells us who God is and how He wants us to obey.

 **Bible Presentation:** Ask the children to bring their happy—sad puppets to the circle. Place them on their hand and hold them flat in their lap until the teacher asks them to show the appropriate face during the story. As long as the Israelites are doing something sad and wrong, they hold up a sad face. When they are doing right things, the happy face is held up for all to see.

 **"The Bible Is a Treasure Book" Finger Play:** Say this poem, or sing it to the tune of "Supercalafragalistic."

The Bible is a treasure book	<i>(Hold hands open like a book.)</i>
Of stories that are true.	<i>(Nod head "yes.")</i>
It tells of people long ago,	
Of folks like me and you.	<i>(Point to self and others.)</i>
The Bible is a treasure book	<i>(Hold hands open.)</i>
Of verses old and new.	
Some make us think of lovely things,	<i>(Point to brain.)</i>
Some show us what to do.	

### **Bible Adventure for 2's & 3's-**

*(Show the 2KG05ECGF1 picture.)* King Hezekiah held fast to the LORD and kept His commands, but the two kings who followed him did not love God. They built new Asherah poles on every high hill again and even put one right in God's holy temple! They would not listen to the prophets that God sent to warn them about worshiping idols. They closed their ears to God. *(Cover ears with hands.)*

*(Show the 2KG05ECGF2 picture.)* After the two wicked kings died, an eight-year-old boy named Josiah became king of Judah. *(Have the children say, "Josiah.")* He knew it was wrong to pray to wooden idols. Young Josiah wanted to worship God in the right way.

*(Show the 2KG05ECGF3 picture.)* God's temple was dirty and breaking down. King Josiah told the workmen to fix up the temple. As the men were cleaning, the priest discovered a book he had never seen before. It was the Book of the Law--the Bible!

*(Show the 2KG05ECGF4 picture.)* King Josiah asked the scribe to read the words. He had never heard the Bible before. He listened eagerly. He was amazed at what he was hearing. King Josiah realized that the Israelites were not obeying all of God's words. He became so upset that he tore his clothes. He heard from God's Word that God would punish them if they disobeyed, and he believed God.

*(Show the 2KG05ECGF5 picture.)* King Josiah said to his helpers, "Call every Israelite to the temple. Everyone needs to hear God's words." King Josiah began reading God's words out loud. Everyone listened carefully. The people realized that their fathers and grandfathers had been stubborn and disobedient. The Israelites said, "We want to do what God says in the Bible."

The Israelites stayed at the temple and listened to more of the Bible. They wanted to obey every word. When they left, they took all of the idols out of the temple and burned them outside Jerusalem. Because King Josiah obeyed God with all his heart, God did not punish him. God waited until after King Josiah died before He sent enemy soldiers to Jerusalem.

**Prayer:** Dear God, You always keep Your promise to bless us when we obey and to punish us when we disobey. Help me be like King Josiah who listened to Your words and obeyed them with all his heart. In Jesus' name, amen.

### **Bible Adventure for 4's, 5's & K-**

*(Show the review 2KG04ECGF1 picture.)* King Hezekiah held fast to the Lord and kept the commands; he tore down all the idols from every high hill and under every tree. God heard Hezekiah's prayers and kept Jerusalem safe from the Assyrian soldiers.

*(Show the review 2KG03ECGF3 picture.)* After King Hezekiah died, a king with a disobedient heart named Manasseh became ruler of Judah. King Manasseh encouraged the Israelites to build new Asherah poles on every high hill and under every green tree. Oh, no! King Manasseh disobeyed God even though his father had taught him not to pray to idols.

(Show the 2KG05ECGF1 picture.) Not only did the wicked king put idols on every high hill, he even put them right inside the Lord's temple at Jerusalem. God sent prophets to warn King Manasseh, but he closed his ears to God. He did not obey, and after disobedient Manasseh died, his disobedient son loved idols like his father.

(Show the 2KG05ECGF2 picture.) After King Manasseh and his son died, an eight-year-old boy named Josiah became king of Judah. (Have the children say, "Josiah.")

King Josiah was only a young boy, but he knew that something was wrong. He knew it was wrong to pray to wooden idols and to the stars and moon. Young Josiah wanted to pray to the God who created the stars and moon and sun. Josiah wanted to clean up the temple and worship God in the right way.

(Show the 2KG05ECGF3 picture.) King Josiah said to his scribe, "Tell the priest to give money to the workmen to fix up the temple for God. Patch up every hole in the wall and clean out all the garbage." The workers began cleaning out all the rooms around the temple. As they were cleaning, the priest discovered a book that he had never seen before. This book was the Book of the Law--the Bible! It had been lost for many years after King Manasseh and his son had quit reading it.

The priest knew this was a special book. He showed it to the scribe and said, "I have found the Book of the Law, God's holy Word." The scribe hurried to King Josiah to show him what had been found. "We have found the Book of the Law," the scribe said. Josiah asked the scribe to read God's words to him. He had never heard the Bible before. King Josiah listened eagerly. He was amazed at what he was hearing. He knew that these were God's perfect words.

(Show the 2KG05ECGF4 picture.) The more King Josiah heard of God's words, the more his face turned from joy to sadness. "Oh, no! We are not obeying all of God's words," he cried. Josiah tore his clothes because he was so upset that he had been disobeying.

King Josiah said to the priest, "Go ask the Lord what will happen to us." The priest came back later and said, "God will punish Judah for disobeying, but because your heart is tender and wants to obey, He will wait to punish the Israelites until later."

(Show the 2KG05ECGF5 picture.) King Josiah said to his helpers, "Call every Israelite to the temple. Everyone needs to hear God's words. We need to start obeying every word." King Josiah sent his men to tell everyone, "Come to the temple to listen to God's words." King Josiah began reading. Everyone listened carefully and realized that their fathers and grandfathers had been stubborn and disobedient. The people said, "We want to do what God says in the Bible."

The Israelites stood at the temple and listened to more of the Bible. They wanted to obey every word. They celebrated Passover as God had instructed. They took all of the idols out of the temple and burned them outside the Jerusalem wall. They tore down the idols on the hills and under the trees. Because King Josiah obeyed God with all his heart, God did not punish Jerusalem until later.

(Show the 2KG05ECGF6 picture.) After King Josiah died, the Israelites started worshiping idols again. God decided it was time to punish the Israelites. Babylonian soldiers surrounded the city and knocked the walls down. They took all the gold, silver, and bronze from the temple. They burned down God's holy temple and all the houses in the city. They took the Israelites far from their homes to the city of Babylon. It was the saddest day ever for the Israelites. Strong, young men like Daniel and his friends were taken off to Babylon as slaves. The people were sorry they had disobeyed God and worshiped idols.

We don't want to be like King Manasseh and his son who closed their ears and forgot about God's Word until they finally lost it. We want to be like King Josiah who loved God's Word, read it, and obeyed it.

**Prayer:** Dear God, You always keep Your promise to bless us when we obey and to punish us when we disobey. Help me be like King Josiah who listened to God's Word and obeyed it with all his heart. In Jesus' name, amen.



### Look:

**Aim Questions:** Write the questions on 3" x 5" cards and dust them with flour. Place in a plastic bag and pull them out one at a time to be read. Each child that pulls out a question is to "blow off the dust" before it is read.

**Snack:** While the children draw happy faces on graham crackers with frosting tubes, discuss the good things that King Josiah did in obedience to God. Along with the normal snack, share from the

bag of candy found at Hook Time. Talk about King Josiah sharing God's words with all of the Israelite people.

**Transition Idea:** Instruct the children to hold their hands like an open Bible all the way to their destination.

**Memory Verse Scroll: (2KG05ECGF7 and 2KG05ECG8)** The children can decorate King Josiah's robe and crown with sequins for jewels. Talk about what the king might be doing with his hands. If the children made their GF8 scrolls earlier in the class time (see Hook time), put a piece of double-stick tape under King Josiah's hands (GF7). Affix the upper straw to the tape so that it looks like the king is reading the scroll. Let each child (or several children at a time) pretend to be King Josiah, unrolling their scrolls and saying the memory verse.

**Mini-Bible Treasure Activity:** Divide the class in half. One half leaves the room for a few minutes while each child in the second half gets a Bible (available through the Children's Department) to hide in the room. They can hide the Bibles under, in, or around the people or things in the room. Invite the children to come back in the room and look for the Bibles. After they find one, they are to take it to the teacher (Josiah) and sit down. Repeat with the second half of the class. The class can be divided into smaller groups if not many small Bibles are available.

---

**Clean Up the Room:** Materials needed: You will need items (toys, clothes, furniture, blankets, newspaper, empty containers, etc.) that can be easily placed around the room to make it look messy, including a small key chain Bible found at the Christian gift store, and a timer that ticks (egg timer). Hide the key chain Bible under one of them. Start the children off by reviewing the Bible Adventure in which King Josiah had the temple cleaned up and the lost scrolls of the Bible were found. Tell the children they have four minutes to clean up the area while searching for God's Word. Set the timer for four minutes. The child who finds the Bible key chain can keep it. Read the memory verse from 2 Kings 18:6. While the children are cleaning, sing the following words to the chorus of "My Bonnie Lies Over the Ocean."

**Clean Up Song** (*tune: "My Bonnie Lies Over the Ocean" chorus*)  
Clean up, clean up,  
Clean up the te-mp-le for the Lord.  
Clean up, clean up,  
Clean up fo-or the Lord.

**Pass the Bible:** Materials needed: A Bible, chairs in a circle, children's music with an upbeat melody. Have the children sit in a circle; start the music. The children will take turns passing the Bible to the next child on their left or right, whichever direction the teacher decides. When the music stops, the child holding the Bible will say, "King Josiah said, 'Listen to God's words.'" Begin the music again until most or all children have had a turn.

**Scroll Roll Review Activity:** Materials needed: Butcher paper or bedsheet to make a large scroll, glue stick, memory verses, and Aim Questions. Inside the scroll, glue all the Aim Questions and memory verses. Line the children up one at a time in a single file line. Each child will take a turn crawling across the room to the large scroll. When the child reaches the scroll, he has to do one somersault. Then he will open the large scroll and select a question or memory verse. The teacher will either ask the Aim Question or ask him to repeat the memory verse.

**Rolling Scrolls:** Materials needed: Large butcher paper or equivalent to fit a child inside the center of the paper. Line the children up into two teams, (more teams if more than twenty children). The children will have a chance to roll up inside the scroll and roll down to the opposite end of the room if they can answer either an Aim question or recite the memory verse for their age. Give lots of helps so they can learn the verse. The game is over when all children have rolled down to the end of the room.

**Bible Reading Blanket Party:** Put on a crown and invite the children to come and listen to you read from the Bible while sitting on a large blanket on the floor. Put on listening ears like the Israelites while you read 2 Kings 22:1-14 or Exodus 20:1-17. While sitting on the blanket, eat the crackers they have decorated.

**"Blow the Dust off the Bible" Relay Game:** Divide the children into two teams. Across the room from the lines of children are two chairs or tables, each with a Bible on it, placed on a large sheet or

piece of plastic. Station a teacher at each Bible with a shaker bottle full of flour. Dust each Bible lightly with flour and continue to do this as needed. The object of the game is for the children to take turns, walking, one foot in front of the other, to the Bible, blow the dust off and return to their team, touching the next person in line who repeats this action.

**Bible Review with Motions:** The teacher makes the motions and the children have to guess what part of the Bible Adventure it represents.

Sad face: The Israelites were worshiping idols. They were disobedient.

Pole: Form a tall pole and then pretend to pray to it. The disobedient Israelites set up idols in God's holy temple.

Crown: Hands on head to form a crown. Young King Josiah was the new leader of Israel.

Money Collection: Hand out of pocket, pretending to give money. King Josiah wanted to clean up the temple.

Sweeping and Dusting: The Israelites cleaned up the temple.

Excited: Look very happy and excited as you pretend to pick up something. They found God's

Word.

Invitation to Hear God's Word: Motion with arms to come and join you. Josiah invited all the Israelites to the temple to hear God's Word.

Hearing and Obeying: Cup hands behind ears and smile. The Israelites listened and wanted to obey.

---

**Whisper Game:** Ask the children to stand in one long line. Whisper the first part of the verse to the child at one end, who in turn, whispers it to the child next to him. At the same time, whisper the second part of the verse with the reference to the child at the other end of the line. When the message gets to the middle, they should say the complete verse out loud! Do it again if it didn't come out right!

**Action Game:** Children can line up against the wall or stand in a circle. Be sure they are not very close to their neighbor. You make statements and they show you how to do it with motions only. Include the following: throw a ball, hop on one foot, jump high, slide feet back and forth, rub your stomach, eat an ice cream cone, kick a ball, fold your arms, clap your hands, cover your ears, wipe a dirty table, sweep the floor, pick up a book off the floor, hold a book, and pray.

② **Name Scroll: (2KG05ECGF3)** Give each child a GF3 picture and have the children write their names on their papers and color them. Show the children how to roll up the paper to make a scroll. Today the Bible Adventure taught the children about the lost scrolls that were found by the priest and given to King Josiah.

④ **Bible, Bible, Who Has the Bible?** Use a very small Bible that fits in the hand of a child. Select one child to stand in the center of the circle, blindfolded. The other children pass the Bible around and keep it hidden in their hands. When you take the blindfold off, one child keeps the Bible hidden and the one in the center must figure out who has it. If he gets it wrong, you play again until he gets it right and exchanges places with that child.

### Songs:

**The Bible Is Perfectly Written** (tune: "My Bonnie Lies Over the Ocean")

The Bible is perfectly written.

The Bible has all of God's words.

The Bible is perfectly written.

Oh, please read the Bible to me.

(chorus)

Please read, please read, oh, please read the Bible to me, to me.

Please read, please read, oh, please read the Bible to me.

The Bible was lost in the temple.

The Bible was lost a long time.

The Bible was lost in the temple.

Oh, bring back the Bible to me.

(chorus)

Josiah was king over Israel.  
Josiah was only a boy.  
Josiah was king over Israel.  
He wanted to obey with joy.  
(chorus)

**Where, Oh Where?** (tune: "Where, Oh Where Has My Little Dog Gone")  
Where, oh where has the Bible gone?  
Where, oh where can it be?  
We will be like Josiah who found God's Word.  
Will you please read it to me?

**The B-I-B-L-E**  
The B-I-B-L-E, yes, that's the book for me.  
It is the perfect Word of God.  
The B-I-B-L-E. (Shout "Bible" as you raise one arm.)

**Idols in the Temple!** (tune: "Ring Around the Rosie")  
Idols in the temple! Idols in the temple!  
Oh, no! Oh, no! They all fall down!

---



### Took:


**Card to Share: (2KG05ECGF11)** Give each child a card to color. Talk about how Josiah invited everyone to come and hear God's Word. We can invite our friends to come to church to hear God's Word, too.

**God's Word Cleans Up Our Hearts: (Last week's 2KG04ECGF8 verses)** Get enough little bars of soap (hotel size) for each child to take home. Tape the memory verse to each one. Sing the following words to the Clean Up song.


**Clean Up Song** (tune: "My Bonnie Lies Over the Ocean" chorus)  
Clean up, clean up,  
Clean up your heart, and you will obey.  
Clean up, clean up,  
Clean up your he-eart today.

**Obey God Every Day Calendar: (2KG05ECGF12 and 2KG05ECGF13)** Copy the GF12 picture page on white paper and the GF13 daily windows on colored paper (or trace onto construction paper). Before class, cut out the windows on the dotted lines. The children can color the obedience pictures and then glue the window cover over the pictures to have their very own daily calendar of ways they can obey God and their parents. Put a magnet strip on the back of the calendar to hang on the refrigerator. Review today's story by reminding the children how Josiah was obedient to God's Word.

**Preschool Page for Parents: (2KG05ECPPP)** Send a page home with each child, encouraging parents to reinforce the Bible truths at home. Spend a few minutes before the children go home creatively reviewing the song and memory verse.



King Manasseh did a very bad thing when he put idols in God's holy temple.



2KG05ECGF2

King Josiah wanted to repair the temple and worship God in the right way.




The scribe said to King Josiah, "We have found the Book of the Law!"



2KG05ECGF4

King Josiah was sad when he realized he had not been obeying God's Word.

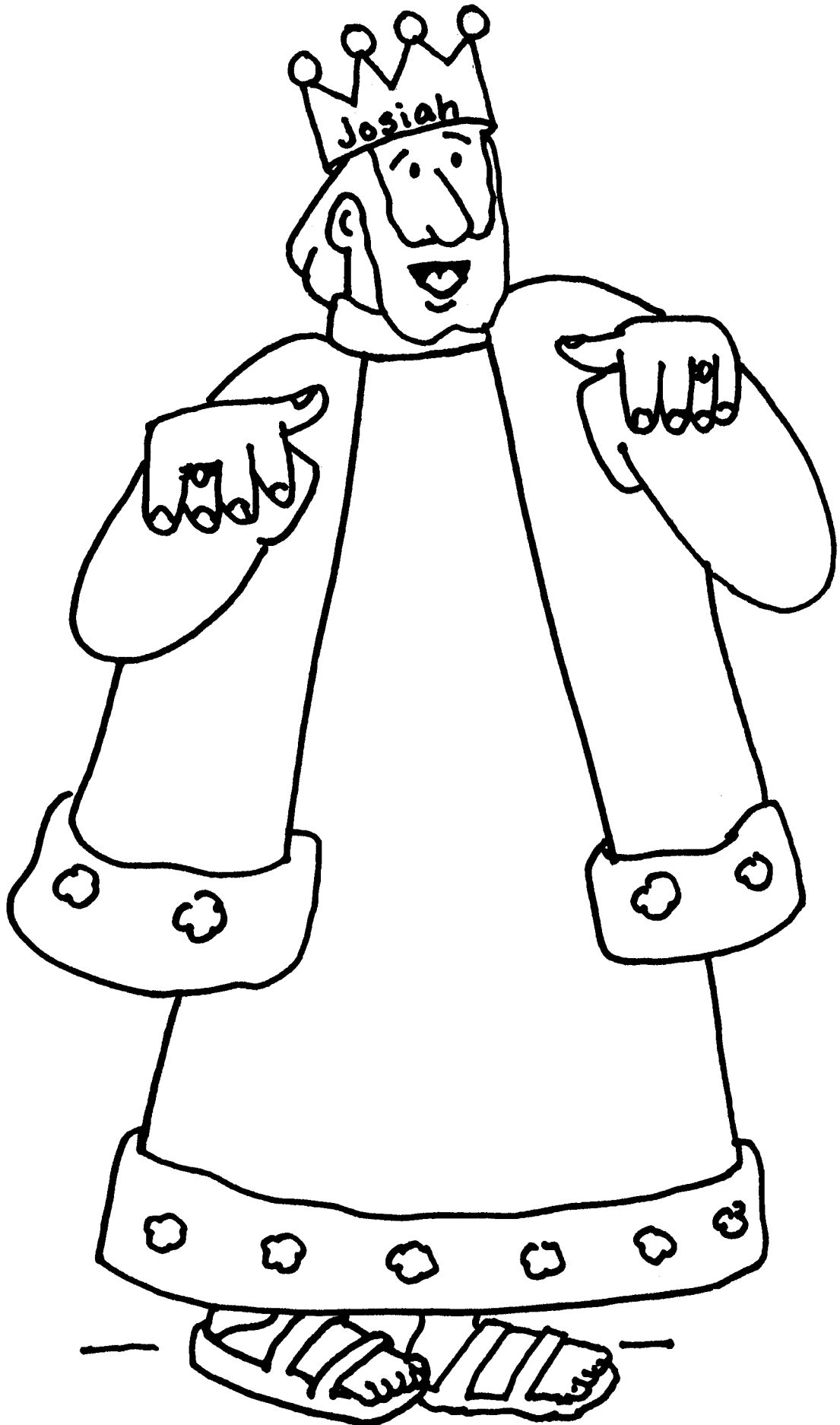


2KG05ECGF5

King Josiah read the Book of the Law to all the Israelites around Jerusalem.



The Babylonian soldiers burned Jerusalem and took the Israelites away.



*He held  
fast  
to the  
LORD  
... and  
kept the  
commands.*

*2 Kings 18:6*

*He held  
fast to the  
LORD  
and did not  
cease to  
follow Him;  
he kept the  
commands.*


*2 Kings 18:6*




Find the 10 missing Bibles.  
Hint: One is open.

# Connect the dots...

Where can you find God's perfect words for you?







Faith Bible Church  
600 E. Cora  
Spokane, WA  
Sunday at 8:30 or  
10:30a.m.

Would you  
come to  
church with  
me?

We can listen  
to God's Word  
together!






**The Bible tells me how to worship God.**


**I obey God when I tell others about Jesus.**



**I obey God by being kind.**




**I obey God when I share.**



**The Bible tells me to pray.**

**I obey God by telling the truth.**



Handwriting practice box for Sunday with dashed lines for tracing.

Sunday

Handwriting practice box for Monday with dashed lines for tracing.

Monday

Handwriting practice box for Tuesday with dashed lines for tracing.

Tuesday

Handwriting practice box for Wednesday with dashed lines for tracing.

Wednesday

# Obey God Every Day

Handwriting practice box for Thursday with dashed lines for tracing.

Thursday



Handwriting practice box for Friday with dashed lines for tracing.

Friday

Handwriting practice box for Saturday with dashed lines for tracing.

Saturday

He held fast  
to the LORD  
and...kept  
the commands.  
2 Kings 18:6



# Preschool Page for Parents

Extended Bible School Training in the Home

March 25, 2001  
2 Kings Chapters 22-25

King  
Josiah



## This is what I learned today!

Today we learned that after good King Hezekiah died, his son and grandson were disobedient rulers in Judah. They rebuilt the Asherah poles and even put idols in God's holy temple! After these two disobedient kings died, an eight-year-old boy named Josiah became king. He wanted to obey God and had some workmen clean up God's temple. While they were cleaning, a priest found the Book of the Law in the temple. It was the Bible. King Josiah had God's words read to him and he was sad to realize the Israelites were disobeying God. The king had God's words read to all the Israelites, and they realized that God would punish their disobedience. The people wanted to obey. They took all of the idols out of the temple and burned them outside Jerusalem. Because King Josiah obeyed God with all his heart, God did not punish him.

### Today's Memory Verse:

(2's & 3's) He held fast to the LORD and  
... kept the commands. 2 Kings 18:6

(4's & 5's) He held fast to the LORD  
and did not cease to follow Him;  
he kept the commands. 2 Kings 18:6

## Hide and Find



If you have a tiny Bible, play a game of "Hide and Find" with it. If you don't have one, cut out the picture on this page and use it as a Bible. It is King Josiah finding the Book of the Law that had been lost in the temple.

Let one of the family members hide the Bible and the rest of the family goes looking for it. As you look, sing one or both of the songs below. When the Bible is found, get excited because the Bible is the BEST book in the whole world. It is God's Word to us.

### Where, Oh Where?

(tune: "Oh, Where Has My Little Dog Gone")\*

Where, oh where has the Bible gone?  
Where, oh where can it be?  
We will be like Josiah who found God's Word.  
Will you please read it to me?

### Please Read the Bible to Me

(tune: "My Bonnie Lies Over the Ocean")\*

The Bible was lost in the temple.  
The Bible was lost a long time.  
The Bible was lost in the temple.  
Oh, bring back the Bible to me.  
Please read, please read, oh, please read the Bible to me, to me.  
Please read, please read, oh, please read the Bible to me.

\* For tunes to songs, ask about the preschool tape.

# Israel's Divided Kingdom

