

March 18, 2001

2 Kings Chapters 18-21

Early Childhood

2KG04EC

King Hezekiah Asked God for Help in Jerusalem.

**Memory Verse:**

Two- and three-year-old verse: 2 Kings 18:6: He held fast to the LORD and . . . kept the commands.

Four- and five-year-old verse: 2 Kings 18:6: He held fast to the LORD and did not cease to follow Him; he kept the commands.

**Aim Questions for 2's & 3's:**

1. Who punished the stiff-necked, stubborn people of Samaria by making them slaves of the king of Assyria? *(God.)*
2. Who protected the good King Hezekiah and the people of Jerusalem from the king of Assyria? *(God.)*
3. Which prophet of God did King Hezekiah ask to pray for him and the people of Jerusalem? *(Isaiah.)*

**Aim Questions for 4's, 5's & K:**

1. Did King Hezekiah worship God or idols in Jerusalem? *(He worshiped God and smashed the idols.)*
2. What did King Hezekiah do when the Assyrians said that God would help them take Jerusalem away from the Israelites? *(King Hezekiah prayed to God and asked the prophet Isaiah to pray.)*
3. What happened when the king and prophet prayed to God? *(God saved the city, and the king of Assyria went back home.)*
4. What happened when King Hezekiah almost died from an infected boil? *(The king prayed, and God gave him fifteen more years to live.)*

**Key for symbols:**

- This box symbol represents ideas that can be used for two-year-olds through kindergarten. Please remember to slow down the pace for two-year-olds and keep the pace moving for five-year-olds.
- ② This symbol represents ideas that are best used for two- and three-year-olds.
- ④ This symbol represents ideas that are best used for four-year-olds through kindergarten.

**Hook:**

**Tearing Down the Asherah Poles:** Cut out several larger Asherah poles from the lesson picture. Tape them to the wall just out of reach of a child's stretched arm. Have one child at a time jump up and tear the poles from the wall. It may take several tries to get all of the poles cleaned off the wall. In today's Bible Adventure, a king named Hezekiah wanted to obey God, and so he had every Asherah pole torn down from every high hill.

**Velcro Catcher's Mitt and Ball:** Provide a velcro set of ball and mitt. Have two children throw and catch the ball. While they are working, say the Bible verse for today. "He held fast to the LORD and

did not cease to follow him." To hold fast means to cling to something. The ball clings to the mitt. We are to hold fast to God's words just as the ball clings to the mitt.

---

- God Healed Hezekiah: (2KG04ECGF5)** Give each child a taste of a fig. Tell how figs are a common fruit in Israel. Have the children color the GF5 picture and then glue a piece of fig on King Hezekiah. "In today's Bible Adventure, a king named Hezekiah becomes very sick and his servants are told to put a lump of figs on the king. We'll need to listen to the story carefully to find out if the figs made the king well."
- Doctor/Nurse's Center:** Provide a doctor's kit, ace bandages, Band-aids, slings, blankets, pillows, toy dishes, etc., and several large stuffed animals. In today's Bible Adventure, King Hezekiah becomes very sick. His servants put fruit on him but we have different ways of helping people (and animals) get well. We brought in some first-aid supplies to help our friends, the animals, get well. Have the children tell you what is wrong with each animal and how they are going to help them.
- Rope Pull Center:** The idea is to have a child hold onto a rope while being lifted or pulled. A strong leader could have a child take one end of a short rope and have him hang on while the teacher gently lifts him off the floor. Another option would be to have a mat or vinyl strip placed on the floor and have a leader pull the child the length of the mat by rope. In today's Bible Adventure, King Hezekiah "held fast" to God by loving and obeying Him. He did not let go of the rope!
- Happy-Sad Faces: (2KG04ECGF10)** Give each child a sheet of faces. Color them and cut them apart. Discuss how obedience to God and parents makes a happy child. Hezekiah was happy, and we will learn what he did in our Bible Adventure today. Save these face cards for the "Sticking Face Review Game" in the "Look" section.
- Play Dough:** Make happy and sad faces either by rolling out and marking with a pencil or making a long tube by rolling with hands. Review how the Israelites were stubborn and stiff-necked, disobeying God and not listening.
- Clinging Verses with Magnets:** Place paper clips on the separate verses the children have learned lately and place them on the floor. The children take turns with a magnet on a string, standing behind a line on the floor, trying to get as many verses as possible to stick to their magnet. You could keep track on a blackboard the number each child collects. Occasionally stop and say today's verse together. When we learn Bible verses and hang onto them, it helps us hold fast to the Lord. The child who clings the most verses to the magnet wins!




### Book:

#### **Presentation Ideas -**

- Color and mount the **2KG04ECGF1, 2KG04ECGF2, 2KG04ECGF3, 2KG04ECGF4, and 2KG04ECGF5** pictures on construction paper. Show them as you tell the Bible Adventure. Save these pictures for review in the future lessons of 2 Kings.
- 2 Kings Review Map: (See Lesson #2--2KG02ECGF14, 2KG02ECGF15, and 2KG02ECGF16)** Remove all the pictures from the Review Map and select students to place the kings in their different kingdoms and review the names. Add this week's pictures as you tell the Bible Adventure or as review afterwards.
- "Two Hands" Finger Play:**

I have two hands. They help all day!	<i>(Show two open hands.)</i>
Two hands to put my toys away.	<i>(Pick something off floor.)</i>
Ten fingers here for helping Mother,	<i>(Show open hands fingers up.)</i>
Ten fingers here for helping others.	<i>(Show open hands fingers down.)</i>
Five fingers here, five fingers there	<i>(Raise one hand then other.)</i>
To fold like this for quiet prayer.	<i>(Fold hands.)</i>
- Presentation Idea:** At the appropriate time in the Bible Adventure, spread out the letter (three or four pages) from the Assyrian king on the floor in the circle. Leave the papers there and use them to present the Aim Questions.

 **Tear Your “Clothes” Like Hezekiah:** Cut two pieces of butcher paper around the edges to form fringes. Have the storyteller tape one piece to his front and one to his back. When he tells the part of the story where the Israelites were afraid when they heard the message from Assyria, have some of the children help “tear” the piece of paper like the Israelites did to their clothes. Do likewise for Hezekiah tearing his clothes. Continue the story after everyone is seated again.

### **Bible Adventure for 2’s & 3’s-**

(*Show the review 2KG03ECGF5 picture.*) The stubborn people of Samaria had been punished by God when they were forced to leave their homes and become slaves of the King of Assyria. (*Shake your head “no.”*) The Israelites would not listen to, nor obey, God.

(*Show the 2KG04ECGF1 picture.*) In the southern kingdom of Judah, there ruled a good king named Hezekiah. Say the name “Hezekiah” with me. “Hez-e-ki-ah, what a guy-a!” King Hezekiah wanted to obey God with all his heart. He had every Asherah pole cut down on every high hill and under every spreading tree. He wanted to obey God’s words and worship only the one, true God.

(*Show the 2KG04ECGF2 picture.*) The king of Assyria decided that he wanted to take the town of Jerusalem from King Hezekiah. He sent a large army to Jerusalem--some soldiers in chariots, some on horses, and some walking. When the Assyrians reached Jerusalem, they spoke in loud voices so all the people could hear what they had to say. They yelled (*raise your voice*), “You are not strong enough to keep us out of Jerusalem. We have already taken Samaria, and we will take your city, too. Do not listen to King Hezekiah when he says the Lord will help you. Your God is sending us to destroy your city.”

(*Say the next sentence with a quivering, fearful voice.*) The Israelites were afraid. King Hezekiah was upset and tore his clothes. He went into the temple of the Lord to pray.

(*Show the 2KG04ECGF4 picture.*) King Hezekiah sent his officers to ask the prophet, Isaiah, to pray, too. Isaiah told the men that God was not with the Assyrians. God was with the Israelites because they were calling out to Him for help. God would defend Jerusalem.

The next morning when the Israelites got out of bed, they looked around and saw Assyrian soldiers lying all over the ground, dead, outside Jerusalem. God showed His power, and the king of Assyria hurried back home as quickly as he could.

(*Show the 2KG04ECGF5 picture.*) Some time after the Assyrians left, King Hezekiah became very sick with an infection. It spread throughout his body, and because there was no medicine to take, King Hezekiah was going to die. He turned his face toward the wall and cried to God, “Lord, I have always obeyed You and loved You with all my heart.” God heard his prayer and healed him. In three days, he was able to worship the powerful God of Israel at the temple.

God hears every prayer and sees when we are sad. He helps us when we love and serve Him.

**Prayer:** Dear God, You heard King Hezekiah’s prayers and helped him. You answer the prayers of Your people who love You with all their hearts. Thank You, in Jesus’ name, amen.

### **Bible Adventure for 4’s, 5’s & K-**

(*Show the review 2KG03ECGF5 picture.*) Last week, we learned that God used the Assyrians to punish the stiff-necked Israelites who would not listen to, nor obey, God. Even though God sent prophets to warn them, the Israelites were stubborn and worshiped idols. They had to leave their homes in Samaria and go live far, far away.

(*Show the 2KG04ECGF1 picture.*) In Jerusalem, there ruled a good king named Hezekiah. Say the name “Hezekiah” with me. “Hez-e-ki-ah, what a guy-a.” King Hezekiah wanted to obey God with all his heart. He had every Asherah pole cut down on every high hill and under every spreading tree. He smashed every idol and said to the Israelites, “We must obey God’s words and worship Him only. We must not worship any idols.”

(*Show the 2KG04ECGF2 picture.*) The Assyrian king decided that it was time to take Jerusalem away from King Hezekiah. He sent a large army to Jerusalem—some soldiers in chariots, some on horses, and some walking. Three of the Assyrian officers called out to King Hezekiah from outside the Jerusalem gate.

“King Hezekiah, we want to talk to you,” they yelled. Three of Hezekiah’s officers went out the gate to talk with the Assyrian officers.

The Assyrians spoke in loud voices so all the people on the wall could hear. (*Raise your voice.*) They said, “The king of Assyria says, ‘You are not strong enough to keep us out of Jerusalem. We have

already taken Samaria, and we will take your city, too. Do not listen to Hezekiah when he says the Lord will help you. Your God has brought us here to destroy your city.”

*(Say the next sentence with a quivering, fearful voice.)* The Israelites were afraid when they heard the message from Assyria. King Hezekiah’s officers were very upset and tore their clothes. They went in the gate to tell the king what the Assyrians had said. King Hezekiah was upset and tore his clothes, too. He went into the temple of the Lord to pray.

*(Show the 2KG04ECGF3 picture.)* King Hezekiah took the letter from the Assyrian king and spread it out before the Lord. He said, “Oh Lord, God of Israel, You have made heaven and earth, and You have power over all kingdoms. The Assyrians are saying that You are on their side, but they worship idols which have no power. Please save us from the Assyrians so that all the nations of the world will know that You alone are God over all.” King Hezekiah knew what to do when he was afraid—talk to the Lord.

*(Show the 2KG04ECGF4 picture.)* King Hezekiah sent his officers to ask the prophet Isaiah to pray, too. The officers said to Isaiah, “King Hezekiah would like for you to pray for the Israelites in Jerusalem. The Assyrians have said that God is on their side, not the Israelites’ side.”

Isaiah said to the men, “Go tell King Hezekiah that God is not with the Assyrians. He is with the Israelites because they are calling out to Him for help. God has told me that the Assyrians will not enter Jerusalem or shoot an arrow there. God will save the city, and the Assyrians will go back home.”

The next morning when the Israelites got out of bed, they looked around and saw Assyrian soldiers dead, lying all over the ground around Jerusalem. God showed His power against the haughty, proud, disobedient Assyrians. The king of Assyria hurried back home to Nineveh as quickly as he could. He did not know what had happened that night, but he knew he wanted to get away from Israel’s God.

*(Show the 2KG04ECGF5 picture. Draw a reddish boil on Hezekiah.)* Some time after the Assyrians went back to Assyria, King Hezekiah became very sick with an infected boil. The infection spread throughout his body, and because there was no medicine to take, King Hezekiah was going to die.

The prophet Isaiah went to King Hezekiah’s bed and said, “The Lord has told me that you will not get well. You will die soon.” King Hezekiah turned his face toward the wall and cried to God, “Remember, Lord, I have always obeyed You and loved You with all my heart.” The king was very sad that he was going to die.

Isaiah turned and left the king, but before he could leave the palace, the Lord spoke to Isaiah and said, “Go back and tell Hezekiah that I have heard his prayer and have seen his tears, and I will heal him. In three days, he will be well enough to go to the temple to worship. I will give him fifteen more years to live and will save the city from the Assyrians for as long as he lives.”

*(Glue a piece of fig on the GF5 boil.)* Isaiah said to King Hezekiah’s servants, “Lay a lump of figs on the boil,” and when they did, King Hezekiah got well. In three days, he went to worship the powerful God of Israel at the temple.

God hears every prayer and sees when we are sad. He cares and helps us when we love and serve Him.

**Prayer:** Dear God, there is no God like You in all the world. You answer the prayers of Your people who love You with all their hearts. In Jesus' name, amen.



### Look:

- Aim Questions:** The pages of the letter that were used during the story can have the questions written on them. Have the children take them to the teacher one at a time to be read and answered.
- Snack Idea:** Bring dried figs for the children to see. Give each child a Fig Newton. Cut them into small pieces for the children to taste. Ask the children how figs were used in today's Bible Adventure Do you think doctors today put figs on people who are sick? Figs today are made into wonderful cookies which we are having today for snack.
- Telephone Prayer Line: (2KG04ECGF8)** Materials needed: Egg cartons, scissors, hole punch, large self-adhesive labels, markers, yarn. Before class, pre-cut the egg cartons into sections of four attached cups and two attached cups. Every child will need one of each. Make a hole at the base of both pieces. Pre-cut the labels into small stickers and write the numerals 1 through 4. During class, let the children decorate the egg carton sections with markers. On the four-cup section, place one sticker on the top of each inverted cup. Tie a 15-inch piece of yarn through each hole,

connecting the sections like a telephone. When the crafts are finished, let the children play with the telephone by using the smaller section as a receiver and mouth piece and the larger section as the body of the phone. Assure them that God listens to prayer. King Hezekiah turned his face to the wall and God still heard his prayer. Telephones are a way for people to speak to one another, but we can speak to God anytime, anywhere. The GF8 Bible memory verse can be taped or glued to the receiver. The children can use their “telephones” for calling someone and telling them their memory verse. You will love this craft; even adults cannot resist using this “telephone.” There is a sample made up for viewing.

**Roll the Ball:** Use a medium-sized soft ball that children roll to each other while seated in a circle on the floor. The receiver of the ball tells a way that he can hold fast to God and rolls it to another child calling out his name as he does so. They will be repetitious while including the following: read Bible stories, ask someone to read a Bible story to them, pray before a meal, pray in the morning, pray at bedtime, pray all day, learn Bible verses, etc. Use this also for saying the verse after you have gone over it several times first.

---

**Picture Review:** Place pictures from the Bible Adventure in the center of the table. Give children buttons to press on the edge and flip onto the picture like Tiddley Winks. Take turns and ask them to tell you about the picture the button lands on.

**Rhythm Stick Activity:** In today's Bible Adventure, the Assyrian army came to Jerusalem to take the city away from the Israelites. The Assyrians never even got a chance to use their weapons. “We will pretend to be the army soldiers and each one of us has a weapon (rhythm stick). Since there is no battle, let's do some other activities with our ‘weapons,’ the rhythm sticks.” Remind the children not to touch others with their sticks. Start with the stick on the floor.

1. Stand beside the stick and jump back and forth over it.
2. Straddle the stick, jump up, turn around, and face the other way.
3. Touch your stick with only your nose, only your knee, only your elbow.
4. Try moving your stick by blowing on it.
5. Place the stick between your knees and walk around without losing it.
6. Balance your stick on some body part and walk around. Try someone else's idea.
7. Put the stick on the floor and spin it.
8. Stand the stick on one end and spin it.
9. Hold the stick vertically with one hand and “walk” the hand up without dropping the stick. Repeat with the other hand.
10. Hold the stick vertically in front with one hand, drop it, and catch it with the other hand.

**Mystery Bag:** Place several items, known and safe for children, in a bag. Be sure to include a Bible. One at a time, children feel in the bag and identify the object. Each time, ask them if this helps them obey God. Hezekiah obeyed God. We want to obey God's commands, too. We find His commands in the Bible.

**Bible Tag:** On the wall and on furniture around the room, place half as many pictures of the Bible as you have children. Select one child to be the “tagger” and identify him with a hat. The tagger will try to get you to disobey, but if you touch a picture of a Bible or a real Bible, that means you want to obey, and you are safe. If someone gets tagged away from a Bible, that child is the next tagger.

**Marching Parade: (2KG04ECGF9)** Celebrate clinging to God's commands with a parade. Color the GF9 flags and tape them to a sturdy drinking straw. Add sticker stars to decorate flags. Play marching music and around the room while waving the flag. March in place, while saying the verse together and marching to the rhythm of the words. Sing either of the following songs as you march.


**“Trust and Obey” (chorus)**

Trust and obey  
For there's no other way  
To be happy in Jesus  
But to trust and obey.

**What a Friend We Have in Jesus**

What a friend we have in Jesus,  
All our sins and griefs to bear.

What a privilege to carry  
Everything to God in prayer!


 **Static Balloons:** (2's & 3's) Buy a bag of different colored and different sized balloons. Blow up the balloons before class and have them on one side of the classroom. Use the balloons to help review the story and explain the memory verse part of "holding fast" or "clinging." Bring the balloons to the middle of the room and demonstrate how a balloon will "cling" to you after rubbing it on your sleeve, etc. Allow children to pick their own balloons to try and cling to themselves. See who can cling the most balloons to themselves.


(4's & 5's) You can do the same activity as above or turn it into a relay race. Form teams and have paper bags, one for each team, at the opposite end of the room. Every student has his own balloon. The students starting the race must get their balloons to cling to themselves, walk quickly to the paper bag, and put the balloon in the bag. Then the next people in line take their turns.

---

④ **Kingdom Review Game: (2KG04ECGF10, 2KG04ECGF13, and 2KG04ECGF14)** Use the Northern and Southern Kingdom map or sketch one on butcher paper. If you use the classroom map, place "tacky" on the back of the happy and sad faces, but if you use a paper map, use double stick tape. Place the GF13 and GF14 review cards on the floor (be sure to print numbers on the back sides!), numbered side up. One at a time, a child comes up and chooses a review card in numerical order. Read it, and if it pertains to good King Hezekiah in the south, a child places a happy face there. If it is a sad statement referring to the North or Assyria, place a sad face there. If the children can't read all the numbers, help them by saying, "It starts with a one and ends with a 5," etc.


#### Songs:


 **Kings of Israel** (tune: "King of Kings")  
Hezekiah, what a guy-a. Glory, (Clap) Hallelujah! (Repeat.)  
Hezekiah smashed the idols. Glory (Clap), Hallelujah! (Repeat.)

 **Second Kings 18:6, Memory Verse Song** (tune: "Jimmy Crack Corn")  
(2's & 3's) 2 Kings 18:6: "He held fast to the LORD. . . and kept the commands."  
He held fast to the LORD  
And he kept the commands  
He held fast to the LORD  
Second Kings eighteen, six.

(4's & 5's) 2 Kings 18:6: "He held fast to the LORD and did not cease to follow Him; he kept the commands."

He held fast to the LORD  
And didn't cease to follow Him  
And he kept the commands  
Second Kings eighteen, six.

 **Hezekiah** (tune: "Frere Jacques")  
Hezekiah, what a guy-a,  
He did hold fast to the LORD.  
He tore down the idols; he tore down the idols.  
Hezekiah, what a guy-a.


 **We Will Cling** (tune: "This Old Man")  
We will cling to the Lord  
We will do what we are told.  
With the Bible near, and a prayer up to the Lord,  
We will smile and not be bored.



---

## Took:

- Bible Book Mark: (2KG04ECGF11)** Using cardstock, copy the book marks and cut them out. Punch a hole close to one end for the yarn. Allow the children to glue the GF8 verse, the picture of Jesus, and the praying hands on their bookmarks. Glue yarn around the edge to make a frame. Discuss how reading Bible stories and praying like Hezekiah helps us know, trust, and obey God more. When we do that we are holding fast to Him! Sing “We Will Cling” to the tune of “This Old Man” (see Song section).
  - Children Clinging to God’s Word: (2KG04ECGF6, 2KG04ECGF7, and 2KG04ECGF8)** Color the GF6 children and the GF7 arms. Glue a Bible to one of each set of arms. Attach the arms to the children with brad paper fasteners. Glue a GF8 memory verse to the paper. Say the verse together as they move the arms and cling to God’s word.
  - “Holding Fast to God’s Word” Activity Page: (2KG04ECGF12 and 2KG04ECGF8)** Give each child a copy of the GF12 picture and a GF8 memory verse, coloring crayons, or markers. Sing the memory verse song while the children are coloring their pictures and gluing on the memory verse to take home. Allow each child to place his hand on a big ink pad (Michael’s has ink pads that look like mittens) and then stamp his handprint on the picture. The children will make their own “praying hand” on the picture, or they can trace their own hand with a crayon.
- 
- Preschool Page for Parents: (2KG04ECPPP)** Send a page home with each child, encouraging parents to reinforce the Bible truths at home. Spend a few minutes before the children go home creatively reviewing the song and memory verse.



King Hezekiah obeyed God and tore down all the idols.




The Assyrian soldiers said, "We will take Jerusalem from you."



King Hezekiah spread out the letter before the Lord and prayed.

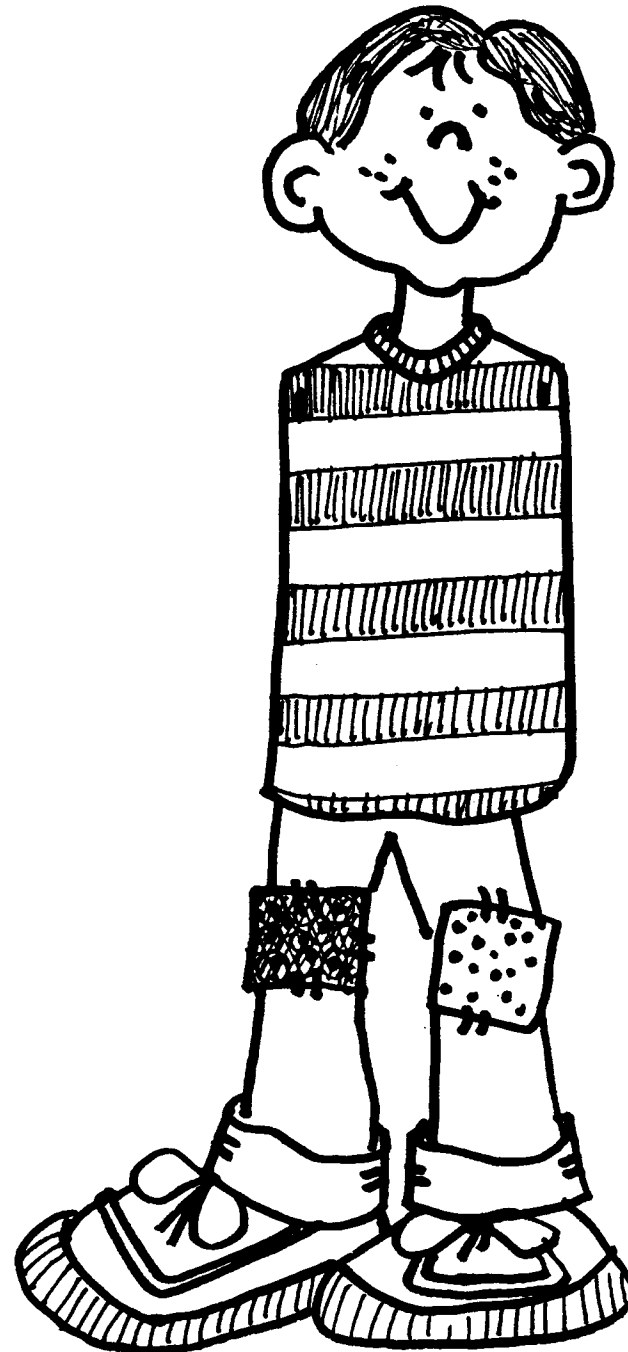
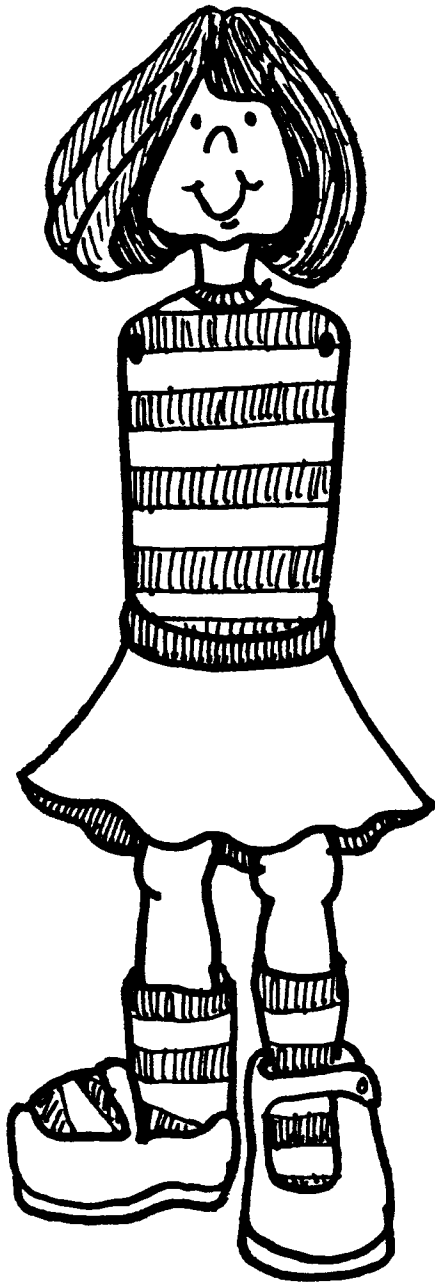


Isaiah said, "God is stronger than Assyrian soldiers."




God answered King Hezekiah's prayer and made him well.

He held fast to the LORD and...kept the commands. 2 Kings 18:6



# Arms for Holding Fast to the LORD and His Commands

Cut the arms apart and glue a Bible to one hand. Attach the arms to the GF6 children with brad paper fasteners.







**Cling to God's  
Commands!**

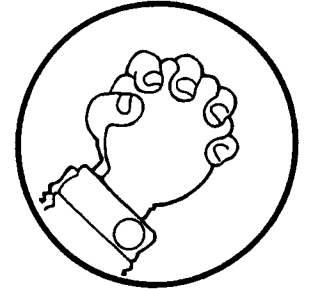
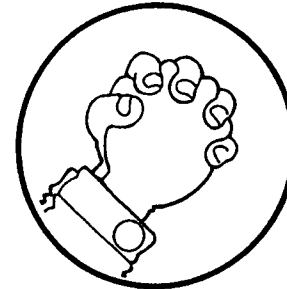
---


**Cling to God's  
Commands!**





# Bible Book Mark





# Review Cards

<p>God used Assyrians to punish the disobedient Israelites. <b>3</b></p>	<p>Hezekiah was a good king ruling in Jerusalem. <b>5</b></p>	<p>Hezekiah got rid of all the idols in Israel. <b>6</b></p>
<p>Hezekiah said, "We must obey and worship God only." <b>7</b></p>	<p>The king of Assyria came with an army to take Jerusalem. <b>8</b></p>	<p>Hezekiah prayed to God for help against the Assyrians. <b>9</b></p>
<p>Prophet Isaiah told the Israelites that God was on their side because they asked for help. <b>11</b></p>	<p>God is powerful and caused the Assyrians to die. <b>12</b></p>	<p>King Hezekiah was sick and about to die. <b>14</b></p>
<p>Hezekiah prayed and told God how much he loved and obeyed Him. <b>16</b></p>	<p>Isaiah gave Hezekiah God's message that he would live 15 more years. <b>17</b></p>	<p>Hezekiah obeyed and put figs on the boil and got well. <b>18</b></p>
<p>Three days after getting well, Hezekiah went to the temple to worship God. <b>19</b></p>	<p>God hears and answers prayers of those who love Him. <b>21</b></p>	<p>"He held fast to the Lord and did not cease to follow him." 2 Kings 18:6 <b>22</b></p>

# Review Cards

<p>Israelites were stiff-necked, stubborn, &amp; didn't listen to and obey God.</p> <p style="text-align: right;"><b>1</b></p>	<p>Israelites disobeyed and worshiped idols.</p> <p style="text-align: right;"><b>2</b></p>	<p>Israelites had to leave their homes and go far away.</p> <p style="text-align: right;"><b>4</b></p>
<p>Assyria had already taken charge of Samaria in the North.</p> <p style="text-align: right;"><b>9</b></p>	<p>King Hezekiah asked the prophet Isaiah to pray.</p> <p style="text-align: right;"><b>10</b></p>	<p>The bad king of Assyria hurried back home.</p> <p style="text-align: right;"><b>13</b></p>
<p>Isaiah told Hezekiah that he would die soon.</p> <p style="text-align: right;"><b>15</b></p>	<p>"He held fast to the Lord and did not cease to follow him."</p> <p style="text-align: right;"><b>23</b></p>	<p>"He kept the commands the Lord had given Moses." 2 Kings 18:6</p> <p style="text-align: right;"><b>24</b></p>



## This is what I learned today!

We learned that King Hezekiah was a good king ruling in Jerusalem. He smashed the idols and told the Israelites that they must obey God's words and worship Him only. The king of Assyria wanted Jerusalem and sent a large army to take it away from the Israelites. King Hezekiah was upset with the threat from the Assyrians and went to God's temple to pray. Through God's prophet, Isaiah, King Hezekiah was told that the king of Assyria would never take Jerusalem away from him. God showed His mighty power when the Israelites awoke one morning and the Assyrian army lay dead outside Jerusalem. The king of Assyria left, never to bother Hezekiah again. When King Hezekiah became very sick, he prayed to God again and God answered his prayer and made him well. God hears the prayers and helps those who love and serve Him.

### Today's Memory Verse:

**(2's & 3's) He held fast to the LORD...  
and kept the commands. 2 Kings 18:6**

**(4's & 5's) He held fast to the LORD  
and did not cease to follow Him;  
he kept the commands. 2 Kings 18:6**

## Hold Fast to the LORD



If you have never had a family group hug, it is time to initiate this fun activity. Everyone in the family hugs each other at the same time. The bigger the family, the bigger the hug.

While the family is hugging, say something like, "Hold fast to the family. Don't let go." This will help the children understand what it means to hold fast to the Lord.

To help the children understand that "holding fast to the Lord" means obeying, sing the song below about Hezekiah who held fast to the Lord by tearing down the idols.

### Hezekiah

(tune: "Frere Jacques")\*

Hezekiah, what a guy-a!  
He did hold fast to the Lord.  
He tore down the idols;  
He tore down the idols.  
Hezekiah, what a guy-a!

\*For tunes to songs, ask about the preschool tape.

# Israel's Divided Kingdom

