

**Materials I Need:**









**Legend:**




-  = Option 1, Appropriate for 1<sup>st</sup> – 2<sup>nd</sup> Grade  
 = Option 2, Appropriate for 3<sup>rd</sup> – 6<sup>th</sup> Grade




**Memory Verse:**




“He held fast to the LORD and did not cease to follow Him; he kept the commands the LORD had given Moses.” 2 Kings 18:6

**Hook:**

- Hold Fast Hands (Craft/Activity).** ,  Trace both hands of each student on colored paper (cardstock or construction paper). Have the students cut out the traced hands. Label these with their names and set aside until the TOOK time. As you trace and cut out the hands, talk about what "hold fast" might mean. Give the students an opportunity to grab and hold onto several different items (i.e., strap, handle, rope, bar or pole, or each other). Have one student hold fast while the other student tries with one quick motion to snatch the item away. They really have to hold on tight if they don't want to lose that item. This morning they will hear how to "hold fast" to the Lord.
- Keep That Clothespin! (Game).** ,  Divide the class into two teams. Give each student on Team A one spring-type wooden clothespin. Ask each of them to fasten it to the back of his or her shirttail near the middle. The goal for Team A is to keep the clothespins holding fast. The goal of Team B is to get the clothespins off as many of Team A members as they can in two minutes. Then the teams switch. Whichever team has the most remaining clothespins at the end of the two minutes is the winning team. Explain that, just as those students on the other team caused their clothespins to be pulled away from them, distractions, idols, or sins cause us to pull away from God. Just as the students wanted the clothespins to hold fast to their clothing, God's Word tells us that He wants us to hold fast to His commands and not let distractions, idols, or sins cause us to let go.
- How Long Can You Cling? (Activity).** ,  You will need either a rope or pole suspended between two stepladders. Have the students take turns seeing how long they can cling to the rope without touching the ground. While they are doing so, talk to them about what it is like to cling to something. Can they hang on forever or will they become weak and fall to the ground?
- Hold Fast (Object Lesson/Discussion).** ,  Bring in several items such as glue, cling wrap, paper clips, safety pin brads, buttons, zippers, clothespins, hooks & eyes, Velcro, magnets. Call upon the students to come up and choose an item, then explain how it is used and what it does (you may even want to bring in items that could be used to demonstrate what these items do). After all the items have been chosen, ask what they all have in common (they are used to keep things from coming apart). What other things can the students think of that can be used this way? State that ideas, thoughts, actions and words can be "held fast" as well. How is this possible? Tell them to listen to today's Bible Adventure to hear about a king who held fast to God with his ideas, thoughts, actions, and words.




 **Overboard (Skit or Discussion).**   Illustrate the purpose of a life preserver. You may present the scenario of a person falling overboard into the sea either with a humorous skit or a discussion question, such as, “What do you do with a life preserver?” Then qualify, “What do you do with it if you are the one drowning in the water?” As a desperate person “clings” to a life preserver thrown to him, so are we to “hold fast to the Lord,” clinging to the Word of God with prayer.




 **Grab It Fast, Hold It Fast (Game).**   Take several (ten to fifteen) plastic balls (available from Children’s Ministry) and label them with all sorts of good things (e.g., vacation, nap, chocolate malt, etc.) using masking tape. Place these in a bag. Add a single ping-pong ball labeled “God’s Word & Prayer.” One at a time, draw out a ball from the bag, reading its label and placing it in a bucket. Ask if that thing is good or bad. In turn, give the students a chance to grab and hold fast to as many good things as they are able when the balls in the bucket are tossed over them, one student at a time. Have the students read the labels on the balls they caught. Ask them if they believe they got the balls they were going for. After providing several students the chance to cling to as many balls as they are able, ask the class if they are beginning to notice the objective of the game. The students will discover that, above all else, they want to cling to the one ball marked “God’s Word & Prayer,” however small that it seems. Afterward, discuss with the students what holding fast to God really looks like – we must trust God and His commands by obeying what He says.

 **Cling-On Race (Game).**   Have everyone pick a same-sex partner to be a “set” on their team. Divide the class into two teams (the same number of girl and boy sets per team). Designate the start/finish line and the turnaround point. Have each team form a single line of sets (partners). The first set in line on each team will carry a baton (carrier holds the baton, rider is holding onto carrier) to the turn-around point (piggy-back), then switch the carrier and rider positions to go from the turn-around to the finish. They then hand the baton to the next set in line on their team. The catch to this is that the rider must “cling” to the carrier with no help from the carrier. If the rider falls off, the set goes back to the point where he or she began riding (start or turnaround). The first team to have all sets finish, wins.

---

 **Book:**  
**Presentation Ideas -**


 **Spaghetti Fling Cling (Object lesson).**   While you are teaching the Bible story, be boiling some spaghetti noodles. When asked why, explain that we are like a spaghetti noodle. Pull out an uncooked, dry noodle stick. Explain that, before Christ, we are hard and unmoldable. We resist God and do not obey His will or comply with His forming hand. Try to shape the dry noodle over on itself until it breaks. Continue to boil the noodles and say that today’s Bible story will show us what kind of people we need to be. After telling the Bible story, ask the students what we should be like as God’s children. As they explain, use a cooked noodle to demonstrate this kind of moldability and obedience. Discuss the theme of today’s passage and ask if this noodle is ready to cling. Following the probable cheer of affirmation, have an assistant unroll a large target made of butcher paper and sticky-tack it to the wall. Prepare this target beforehand with a large bulls-eye marked with “God’s Word & Prayer” and fill in the outlying area with various titles of idols. Proceed to fling the noodle at the target so that it is sure to cling to “God’s Word and Prayer.” Ask the students if they believe that they are also ready to cling to God. Challenge them to consider how well they have been clinging to God as they come up one at a time to fling their own noodle. Be very careful with timing in this lesson.

 **Hezekiah Worships the Lord with the People of Judah after the Temple Is Restored (Illustration/Coloring Page).**   2 Chronicles 29:31-36, **2KG04.GF1.**

 **Hezekiah Destroys the High Places (Illustration/Coloring Page).**   2 Kings 18:4, **2KG04.GF2.**

 **The Assyrian Officials Speak with the Officials of Judah at the Upper Pool (Illustration/Coloring Page).**   2 Kings 18:17-18, **2KG04.GF3.**

 **Hezekiah Lays the Message Before the Lord in the Temple (Illustration/Coloring Page).** 🦋, 🦋  
🦋 2 Kings 19:14-17, **2KG04.GF4.**

 **The 185,000 Assyrian Soldiers Are Dead (Illustration/Coloring Page).** 🦋, 🦋 2 Kings 19:35,  
**2KG04.GF5.**

 **Hezekiah Shows the Babylonian Officials All of His Treasures (Illustration/Coloring Page).** 🦋, 🦋  
🦋 2 Kings 20:12-13, **2KG04.GF6.**

 **Hezekiah Is Confronted by Isaiah the Prophet (Illustration/Coloring Page).** 🦋, 🦋 2 Kings  
20:14-18, **2KG04.GF7.**

### ***Bible Adventure for K – 2<sup>nd</sup> Grades –***

God had reached the end of His patience with the northern kingdom of Israel. Under the rule of King Hoshea, Israel was attacked by Assyria and the people were forced to move to a foreign land. Israel's idol worship had sunk them into the depths of sin, and God was using Assyria to punish them. But what was happening in the southern kingdom of Judah? Our question will be answered in 2 Kings 18-20.

After Hoshea had ruled in the northern kingdom of Israel for three years, a young man named Hezekiah took the throne in Judah. His father had been a wicked, wicked king who made idols for the people to worship false gods and led many people astray from worshiping the one true God of Israel. As a result, the Lord punished Judah by bringing other nations to defeat its army. Amazingly, from this wicked king, Ahaz, came one of the most righteous kings of Judah—his son, Hezekiah.

When Hezekiah took over the kingdom, the very first thing he did was repair the temple of the Lord that had been neglected for many years. He knew the people of Judah needed to get right with God, so he wanted to bring back the true worship of the Lord through the temple. He was confident that if Judah was obedient to God, God would no longer punish them by allowing other nations to defeat their army. When the temple was set up once again for sacrifices and offerings of worship, the people rejoiced as the nation of Judah worshiped God once again and celebrated the Passover, something that hadn't been done for quite some time! What a wonderful way for Hezekiah to begin his righteous reign as king—confessing Judah's sin and leading the people in obedience to God!

However, Hezekiah wasn't finished reforming Judah. He destroyed the high places, which were centers of idol worship. He was the first king to totally remove them from the land. 2 Kings 18:5-7a says of him, "Hezekiah trusted in the LORD, the God of Israel. There was no one like him among all the kings of Judah, either before him or after him. He held fast to the LORD and did not cease to follow him; he kept the commands the LORD had given Moses. And the LORD was with him; he was successful in whatever he undertook."

Before Hezekiah became king, the Assyrians forced Judah to pay money to them or they would attack. When Hezekiah took the throne, he fully trusted the Lord to fight for Judah so he refused to pay any more money to the Assyrians. You can imagine that this didn't go over very well with the Assyrian king! He eventually attacked Judah, and Hezekiah tried to send him an enormous amount of riches to convince him to stop attacking. But this did not work. The Assyrians wanted Judah under their complete control. They tried to discourage the people of Judah by ridiculing God and claiming that He would not protect them. When Hezekiah heard of all this, he was very upset and sent for the prophet Isaiah. God spoke through Isaiah and let Hezekiah know that he need not be afraid. God would indeed protect them from the Assyrians and punish their king for blaspheming the name of the true and living God. When the Assyrians continued to threaten Judah, Hezekiah fell before the Lord and prayed that God would deliver them from the hands of their enemy. God answered his prayer and in one night the angel of the Lord came and destroyed 185,000 Assyrian soldiers! Their king crept back to Assyria and eventually was killed by two of his own sons.

Unfortunately, later in Hezekiah's life his heart became prideful. After the Lord had greatly blessed Judah, Hezekiah decided to show off all his riches to a group of Babylonian officials. He wanted to gain their trust in hopes that the Babylonians would fight for Judah in case of any future enemy attack. This was a foolish mistake and revealed the pride that was in his heart. Instead of continually relying on the

Lord, he placed his confidence in other nations. As a result, God sent His prophet Isaiah to Hezekiah and told him he would be punished. The Babylonians would later come and take away some of the people as well as all the wealth in Judah. When Hezekiah heard of what was going to happen, he repented and humbled himself before the Lord. God graciously chose to spare Hezekiah this punishment, but He reserved it for a later king.

When Hezekiah was trusting in the Lord, he fully obeyed God's commands. You see, that's what trust really is--obedience to God. When we obey and do what is right, our hearts will be filled with joy just like the nation of Judah when they restored the temple and brought back the true worship of God. Obey God and cling to His Word! Then you will have the blessing of the Lord, which is better than anything this world has to offer!

### ***Bible Adventure for 3<sup>rd</sup> – 6<sup>th</sup> Grades –***

We learned from the book of 2 Kings that God's patience came to an end with the nation of Israel because of its continued rebellion and worship of idols. In 722 B.C., He allowed the nation of Assyria to capture Israel's capital, Samaria, and take many Israelites into captivity. Now our attention is turned to the nation of Judah and God's dealings with it.

Judah had had more than its share of evil kings, and Ahaz was no exception. Not only did he encourage idol worship, but he made many changes in God's temple, which God had said should be built and set up in a certain way. Surprisingly, Ahaz's son, Hezekiah, who became king after him, was quite a different man from his father. Only 25 years old when he became king, Hezekiah was a godly man. 2 Kings 18:6 has this to say about him: "He held fast to the LORD and did not cease to follow him; he kept the commands the LORD had given Moses."

The first thing Hezekiah did when he became king was repair the temple, which had been untended for years. Hezekiah wisely knew that the problems of the nation of Judah were spiritual and that they needed to return to a right relationship with God and a correct worship of Him. The king gathered the Levites together to clean out the temple and to set it up the way God had instructed, so that sacrifices and offerings could be made again. The people rejoiced that the nation worshiped God again. It was a good way for Hezekiah to begin his time as Judah's king.

Next, Hezekiah destroyed the high places where all the idol worship had been taking place. He was the first king to totally remove them from the land. He also destroyed the bronze serpent Moses had used in the wilderness. Instead of the serpent being a symbol of God's faithfulness, the people of Judah had made an idol out of it. Hezekiah wanted the only worship in the land to be worship of the one true God. As a result of the king's love for and trust in God, the nation was blessed while Hezekiah was king.

While Ahaz was king, Judah was under the control of Assyria. The people paid money to the Assyrians so that they would not invade and destroy Judah. When Hezekiah became king, he trusted in the Lord to protect them and stopped paying money to Assyria. As a result, during Hezekiah's fourteenth year as king, the Assyrians came to invade Judah. As the Assyrian king, Sennacherib, conquered the protected cities, Hezekiah tried to stop him by offering to pay him money. He sent Sennacherib 300 talents (about 11 tons) of silver and 30 talents (about one ton) of gold. But this was not enough for the Assyrian king. He sent his messengers to the officials of King Hezekiah and demanded that he surrender. They tried to frighten the officials and the other Judeans who were listening, telling them that God could not help them escape the mighty Assyrian army. They said that the people should not listen to Hezekiah when he told them to trust in God. They had conquered many nations and the gods of those nations had not been able to stop them. But Sennacherib and his messengers ignored the fact that all those other nations had false gods made of wood and metal, but Judah's God was the Almighty God of the Universe. It was Him they were mocking.

When Hezekiah's officials reported all of this to him, he wasted no time but went directly to the house of the Lord. Then he sent some of his officials and elders of the priests to Isaiah the prophet. God had heard the proud words of Sennacherib's messengers, and he delivered his answer to them through Isaiah. The people of Judah did not need to be afraid because the Lord was going to deal with the Assyrian king for mocking the true and living God.

After the Assyrian messengers left, they sent another message to Hezekiah, again telling him of the might of their armies, how many nations they had conquered and how their God would be powerless to stop

them. When Hezekiah received the message, he took it to the house of the Lord and spread it out before Him. The king prayed that God would save them from the Assyrians, that all the kingdoms of the earth would know that He alone was God.

God's answer to Hezekiah's prayer came again through Isaiah. God let him know that He would deal with Sennacherib for his pride and mockery. The Assyrian king had insulted the Lord and challenged the sovereign power of the King of Kings. He had gone too far, and now God was answering back through His prophet Isaiah, words for Sennacherib: "But I know where you stay, and when you come and go and how you rage against Me. Because you rage against Me and your insolence has reached My ears, I will put My hook in your nose, and My bit in your mouth, and I will make you return by the way you came" (2 Kings 19:27, 28). Doesn't that get you excited? Big, bad King Sennacherib, who thought that he could beat anyone and say anything he wanted to, would be led around by the God of the universe by a hook in his nose! Quite a picture, isn't it? Quite a lesson for us, too, that God knows how to deal with the proud and disobedient.

Soon after this, the angel of the Lord came into the Assyrian camp and destroyed 185,000 of their soldiers. Sennacherib made a hasty exit and returned to his home in Nineveh. Later, as he was worshiping in the temple of his false god, his own sons came and took his life, bringing to pass what the prophet Isaiah had said would happen to him.

As we continue reading in 2 Kings, we find that Sennacherib was not the only one who fell into the sin of pride. Toward the end of Hezekiah's reign, after the Lord blessed him and caused Judah's riches to grow, the king's heart also grew proud. The king of Babylon sent representatives to Hezekiah with letters and a present, and during their visit, Hezekiah showed them all the treasures of the temple, and all that God had blessed him with. He hoped to impress these men and to form a union with Babylon to guard against any future attacks against Judah. This showed the pride that was in his heart and the lack of trust in God. Instead of continually relying upon the Lord, he placed his confidence in other nations.

Hezekiah was showing off all his wealth, and all the while the Babylonian officials were getting a taste of what could be theirs. As a result, Isaiah came to him and told him that all the treasures of Judah would soon be carried off by the Babylonians. Like Israel, Judah was going to be punished for years of rebellion against God. The Babylonians would later come and take away some of the people as well as all of the wealth in Judah. When Hezekiah heard of what was going to happen, he repented and humbled himself before the Lord. God graciously chose to spare Hezekiah this punishment, but He reserved it for a later king.

There are many lessons to be learned in these few chapters of 2 Kings. One is to beware of pride. A right viewpoint of who I am and who God is helps me to be more able to see things the way God sees them. A right view of God also helps me to trust in Him and not in myself. Earlier in his life, Hezekiah showed his trust in the Lord by keeping the Lord's commandments. Think about it. When someone you trust tells you something, you act on it. If you don't trust him or her, you do nothing. So if you really trust God, you will do what His Word says. If you are truly His child, you'll have joy inside when you obey Him, just like the nation of Judah did when they returned to a right relationship with God. It's better than anything the world can offer you. Let's encourage one another to "keep the Lord's commands."

#### **Aim Questions:**

- 1. In what year was the northern kingdom of Israel deported to Assyria?** *722 B.C.*
- 2. How old was Hezekiah when he began to rule as king over Judah?** *25 years.*
- 3. What was the very first thing he did when he became king?** *He re-established the temple worship of the Lord.*
- 4. What other spiritual reforms did Hezekiah do?** *He took away the high places and destroyed idolatry.*
- 5. What country and king came and threatened Judah to give up?** *King Sennacherib of Assyria*
- 6. What did Hezekiah do when faced with this challenge?** *He prayed to the Lord for deliverance.*
- 7. What happened to the Assyrians?** *185,000 of them were killed by the angel of the Lord, and they never attacked.*
- 8. Why did God do this to them?** *Because they insulted His name and His character.*
- 9. What lesson can we learn from today's Bible lesson?** *Cling to God's commands!*



## Look:



**Hezekiah's Maze (Discussion).** 🦋 Answer the question and talk about how Hezekiah's life showed that he loved the Lord. Ask the students what are some ways that they can show how they love the Lord. Have them do the maze and finish up with what they can do to show that they love the Lord, **2KG04.GF8**.



**Hezekiah's Memory Verse (Puzzle).** 🦋, 🦋 Use the code to reveal the verse, **2KG04.GF9**.



**Are You a "Cling-On"?** (Object Lesson). 🦋, 🦋 Using magnets and a variety of items such as nails, paperclips, etc., show how things are attracted to and even cling to something else. Talk about how not all things will be attracted to a magnet. Show how some things such as crayons, styrofoam cups, etc., are not attracted to the magnet. Explain that if you read God's Word and talk to God in prayer, you will find yourself being more attracted to Him. If you cling to Him and follow His commands, He is faithful and will guide your path (Proverbs 3:1-12, 1 John 1:9).




**Memory Verse Presentation Ideas.** 🦋, 🦋


1. Have the students sit cross-legged, facing each other in two long lines, approximately four feet apart. Using a stick approximately two feet long with a magnet taped to the end, have the students pass a metal object back and forth across to the other line (which also has a stick with a magnet on it). As the item is transferred to the other player across from the student, he or she then hands off the magnet stick to the player next in line. Passing continues back and forth until the item reaches the end of the line. As the passing is going on, the students are saying the memory verse. Each time a new student gets the stick, he or she says one word from the verse.
2. There are some Velcro mitts available upon request from Children's Ministry or you can find them at most toy stores. These mitts usually come with a ping-pong ball covered with Velcro. Use this game between two or more players saying the verse. Have one player toss the ball to another player and say one word in the verse. That player then tosses the ball and says another word. Continue until the entire verse has been said.
3. Write the verse, in big letters, on the wall in the front of the class. Line the students up parallel to the board at an appropriate distance away so that they can toss the ball. Take a ping-pong or Nerf-type ball and cover it with masking tape so that the sticky side is facing out. Starting at the beginning of the line, allow each student to have a turn throwing the sticky ball against the wall and trying to hit the next consecutive word in the verse.





**Clinging To God (Craft).** 🦋, 🦋 Each student will need:  
 instruction sheet from **2KG04.GF10 Pg. 1**  
 verse label from **2KG04.GF10 Pg. 2**  
 small piece of construction paper  
 2 large marshmallows  
 1 chenille wire cut in half  
 ½ sheet of cardstock  
 1 drinking straw  
 colored markers  
 tape

Marshmallow Man "holds fast" to the Word and prayer. Using a large marshmallow as the body and one chenille wire for the arms and legs, have the students construct their marshmallow man as shown in the diagram. Make sure that the students leave enough room at the end of the wire to wrap the chenille wire arms around the drinking straw. Have them color the face of the marshmallow man and decorate it with a hat. They may use a piece of another marshmallow as feet or to make a stand. This can be colored with markers as well. Hopefully this friendly little guy will serve as a reminder to the students to go to God this week through His Word and prayer to depend upon Him and not on themselves.

 **Static Cling (Relay).** 🐛, 🦋 Organize the classroom and students for a relay race. You will need one balloon and a wool garment or cloth for each team, as well as numerous props and objects of all sorts. Extra balloons are always a good idea. The students will rub the balloon on the wool to cause enough static so that the balloon will cling to their bodies. Each team member will need to make a complete trip to the opposite side of the room and back without the balloon falling off his or her body. If the balloon is touched by any other player or falls to the ground, that student must run back to recharge the balloon on the wool, rubbing it until the cling is satisfactory, and then complete the whole run. The next player in line must use the same balloon and can choose how much rubbing is needed. The first team to complete all their relays and sit down in a line wins 10 points; however, this may not decide the game. Several objects will be scattered along the opposite wall – more than all the teams could carry back during the activity – so that players may choose to stop and pick up any number of them that they can carry back to their team and place behind their line. Each object will be scored as one point at the end of the game. If a balloon or object is dropped while moving, that player must start his or her turn all over again. The team with the most points, after that first team finishes, wins. As a teaching tool, you may consider carefully choosing the objects to serve as mini-object lessons at the end of the race. How difficult was it to get the balloon to cling to you? How difficult is it to get ourselves to cling to God?

 **Aim Questions (Worksheet).** 🐛 Have the students answer the Aim Questions about today's Bible Adventure, **2KG04.GF11**.


 **Passage Review Questions (Worksheet).** 🐛, 🦋 This booklet contains many questions from the Scripture passage covered in today's lesson. Students may work on them in class and complete them during the week at home, **2KG04.GF12 Pgs. 1 & 2**.


 **2 Kings 18:6 (Memory Verse Song).** 🐛 Words and music for today's memory verse are available upon request from Children's Ministry.

---



### Took:


 **Hold Fast Hands Lesson Review (Discussion/Activity).** 🐛, 🦋 Use a piece of butcher paper mounted vertically to the wall. Give each student his or her cutout hands from the HOOK time and ask them to tell specific ways that they will "hold fast" to the Lord this coming week. Write those ideas on the butcher paper and tape the students' hands up next to what they said. Leave this up on the wall until next week, giving the opportunity to follow up on how they did.

 **Hold Fast to God's Word (Craft).** 🐛, 🦋 Each student will need:

- 1 picture from **2KG04.GF13 Pg. 1** copied onto cardstock
- 1 verse label from **2KG04.GF13 Pg. 2** copied onto white paper
- 1 clothespin
- 1 small magnet
- glue

Have the students glue the picture to one side of the clothespin and the magnet to the other. Ask them to use this to hang the Bible verse for each week from it (the refrigerator or locker at school are good spots to see it often as they memorize God's Word and hold fast to it).

 **Cling to God Everyday (Worksheet).** 🐛 Encourage the students to use the **2KG04.GF14** worksheet every day during the coming week to help them cling to Him.

 **Clinging to God (Take-Home Sheet).** 🦋 Use this take-home worksheet **2KG04.GF15** to apply today's Bible lesson about what it means to "cling to God." Hezekiah did two things that demonstrated a heart that was holding on to God tightly. He obeyed God's Word and he prayed to Him.

# Hezekiah Worships the Lord with the People of Judah after the Temple Is Restored




# Hezekiah Destroys the High Places




# The Assyrian Officials Speak with the Officials of Judah at the Upper Pool



# Hezekiah Lays the Message Before the Lord in the Temple



# The 185,000 Assyrian Soldiers Are Dead



# Hezekiah Shows the Babylonian Officials All of His Treasures



# Hezekiah Is Confronted by Isaiah the Prophet




# Hezekiah's Maze

"He [Hezekiah] held fast to the LORD and did not cease to follow Him; he kept the commands the LORD had given Moses."  
2 Kings 18:6.

How did Hezekiah's life show that he loved the Lord?






Write in the space below some of the things Hezekiah did and how YOU can show that you love the Lord.














When Hezekiah lay dying, what did Isaiah do?






NOW DO THE MAZE.






Use the secret code to fill in the vowels to reveal what Hezekiah did to please the Lord.




H\_\_ h\_\_ld f\_\_st t\_\_ th\_\_  
    







L\_\_rd \_\_nd d\_\_d n\_\_t  
   

c\_\_ s\_\_ t\_\_ f\_\_ll\_\_w H\_\_m;  
      

h\_\_ k\_\_pt th\_\_ c\_\_mm\_\_nds  
    

th\_\_ L\_\_rd h\_\_d g\_\_v\_\_n  
    

M\_\_s\_\_s. 2 K\_\_ngs 18:6  
  

<b>SECRET CODE</b>	<b>A</b> 	<b>E</b> 	<b>I</b> 	<b>O</b> 	<b>U</b> 	<b>Y</b> 
------------------------	---	---	---	--	---	---

# Clinging to God

**“He held fast to the LORD and did not cease to follow Him; he kept the commands the LORD had given Moses.”  
2 Kings 18:6**

Make a hat from construction paper.

Use a large marshmallow for a head.

Poke 1/2 of the chenille wire through the center of the marshmallow and wrap arms around the drinking straw.

Bits of marshmallow can be glued to the foot ends of the chenille wires to help the man stand up.

Tape the end of the straw down to the cardstock as this is what helps the man to stand up.

Glue your marshmallow man to a piece of cardstock for stability.

# Clinging to God

**“He held fast to the LORD and did not cease to follow Him; he kept the commands the LORD had given Moses.”  
2 Kings 18:6**

Make a hat from construction paper.

Use a large marshmallow for a head.

Poke 1/2 of the chenille wire through the center of the marshmallow and wrap arms around the drinking straw.

Bits of marshmallow can be glued to the foot ends of the chenille wires to help the man stand up.

Tape the end of the straw down to the cardstock as this is what helps the man to stand up.

Glue your marshmallow man to a piece of cardstock for stability.



# Aim Questions

Answer the following questions about today's Bible Adventure.

1. In what year was the northern kingdom of Israel deported to Assyria?
2. How old was Hezekiah when he began to rule as king over Judah?
3. What was the very first thing he did when he became king?
4. What other spiritual reforms did Hezekiah do?
5. What country and king came and threatened Judah to give up?
6. What did Hezekiah do when faced with this challenge?
7. What happened to the Assyrians?
8. Why did God do this to them?

Do you cling to the Lord as Hezekiah did?

Are you going to His Word daily, walking in obedience to Him, and being prayerfully dependent upon Him?

If so, He will bless your heart with His joy which is better than anything the world has to offer!



"He held fast to the LORD and did not cease to follow Him; he kept the commands the LORD had given Moses."

2 Kings 18:6

## Passage Review Questions

### 2 Kings 18 - 21

How old was Hezekiah when he became king, and for how long did he reign? 18:2

Was Hezekiah a good king or a bad king? 18:3

What were some good things that King Hezekiah did during the first part of his reign? 18:4-8

Why did the Assyrians take Israel captive? 18:12

What did Hezekiah do to pay off the Assyrian king? 18:15-16

What did the Assyrian advisors bring to Judah to threaten a siege or war? 18:17

Who was Judah's weak ally at this time? 18:21

What did the Assyrian king promise the people of Jerusalem if they surrendered? 18:31-32

From what prophet does Hezekiah send his advisors to seek counsel and prayer? 19:2

According to God's prophet, Isaiah, what was God going to do to the Assyrians? 19:5-7

What did Hezekiah do when he received the letter from the messengers of the king of Assyria? 19:14-19

God answers Hezekiah's prayer by telling him what will happen to the Assyrians. What does God say? 19:32-34

Who went out and fought against the men of Assyria? 19:35

How many Assyrians died in this silent battle? 19:35

What was the King of Assyria's response to this awesome massacre in the middle of the night? 19:36

What happened to Sennacherib, the king of Assyria? 19:37


At this time Hezekiah was sick and near death. What message did Isaiah bring from the Lord? 20:1

What did Hezekiah pray? 20:2-3

What was God's response to Hezekiah's prayer? 20:4-7

What miracle did God perform to show Hezekiah that he would recover? 20:9-11

What sin did Hezekiah commit to bring judgment from the Lord? 20:13-18





# CLING TO GOD EVERYDAY

Day of  
Week

In the boxes below, list one chal-  
lenge/struggle that you are facing this  
day.

In the boxes below, write down what you will do to be obedient and dependent upon  
God's Word concerning the challenge facing you today.

MON		
TUE		
WED		
THU		
FRI		
SAT		
SUN		

**"He held fast to the LORD and did not cease to follow Him;  
he kept the commands the LORD had given Moses." 2 Kings 18:6**



### Clinging to God

Blow up ten balloons and put them at one end of a hallway. Have your children rub the balloons on their head and stick them to the clothes on their bodies. Once they get five balloons stuck to their bodies have them walk up and back in the hallway. Give them one minute to make as many laps as they can, keeping the balloons stuck to their clothes the whole time. If one falls off, they must stop and make sure it sticks again without using their hands to hold it on. You may wish to help them stick the balloons to their bodies. This is a picture of the life of faith. We must stop frequently to make sure we are clinging to God in prayer and obeying him.



### Purposeful Activities

In our culture it is important to have "well rounded" children. We can become consumed with having them involved in so many activities that our families are always on the go just getting them from activity to activity. Often there is little eternal value in the things in which we involve our children. God is not interested in "well rounded" children as much as He is in children who love Him and will grow to find their delight in Him alone. Choose your activities carefully. Make sure that you as parents can fulfill your priorities of training them in God's ways. When you do choose activities for them to participate in, use them as tools to build relationships with non-Christians to evangelize them.




FAITH BIBLE CHURCH

03/18/2001

# FAMILY FUN SHEET

This is what we learned today:

- Passage** ~ 2 Kings 18-21
- Memory Verse** ~ "He held fast to the LORD and did not cease to follow Him; he kept the commands the LORD had given Moses."  
2 Kings 18:6
- Application Points** ~
  - ◆ Cling to God's commandments.
  - ◆ Dependently pray to God.



### Refiner's Fire

by Brian Doerksen

Purify my heart, let me be as gold and precious silver.  
Purify my heart, let me be as gold, pure gold.

#### Chorus:

Refiner's fire, my heart's one desire is to be holy,  
Set apart for You, Lord. I choose to be holy,  
set apart for You, my Master, ready to do Your will.

Purify my heart, cleanse me from within and make me holy.  
Purify my heart, cleanse from my sin, deep within.

## PASSAGE

### Daily Bible Reading:

**Day 1:** Chapter 18:1-25

**Day 2:** Chapter 18:25-37

**Day 3:** Chapter 19

**Day 4:** Chapter 20

**Day 5:** Chapter 21

### Family Bible Night: 1 Kings 19

#### King Hezekiah's Reliance on the Lord

During Hezekiah's 14<sup>th</sup> year as king, the Assyrians came to invade Judah because of Hezekiah's refusal to pay the tribute money. When Sennacherib invaded the strategic fortified cities of Judah, Hezekiah tried to appease the Assyrian king by sending him 300 talents (ca. 11 tons) of silver and 30 talents (ca. one ton) of gold. But this did not work. Sennacherib wanted Hezekiah's full surrender and sent his officials to demand that this occur. The Assyrian officials tried to discourage the people from trusting in the Lord and threatened to besiege the city. They painted a bleak picture for Judah with no one to turn to.

When the officials returned to King Hezekiah to report on the meeting, they were distressed in their hearts and wondered if the Lord was using the Assyrians to punish them for their past sins. They sent word to the prophet Isaiah and the Word of the Lord came back to Hezekiah with good news. They did not need to be afraid because the Lord was going to deal with Sennacherib for blaspheming the name of the true and living God. After the Assyrian officials left, they sent a message summarizing the threats of Sennacherib once more. When Hezekiah received the message, he went before the Lord and prayed that God might deliver Judah from the hands of the Assyrians.

Later, God responded to Hezekiah's prayer and let this righteous king know that He would deal with Sennacherib for his pride and direct challenges to His faithful character. Sennacherib had insulted the Lord and defied the sovereign power of the King of Kings. The king of Assyria had gone too far and would now face the anger of the true and living God. That very night, the angel of the Lord came and destroyed 185,000 Assyrian soldiers. The Lord was true and powerful. God saved Judah from being destroyed by the Assyrians and answered Hezekiah's prayer.

## PERSONAL APPLICATION

Hezekiah demonstrated his trust in the Lord by doing several things. One of these was clinging to the commandments of God. Therefore, to really trust God is to obey what His Word says. This is what brings His blessings upon our lives. When the nation of Judah celebrated the sacrifices and offerings commanded in the Mosaic Law, they had great joy in their hearts (2 Chr. 30:26). This will always be true of God's children. When we obey and do what is right, our hearts will be filled with His joy, and this blessing of the Lord is better than anything the world has to offer!

Another thing Hezekiah did was pray to the Lord. When we are clinging to Him, we will be dependent upon Him through prayer. When the Assyrians were about to attack Judah, what did Hezekiah do? He placed the letter before the Lord and prayed. When Hezekiah was sick and about to die, what did he do? He went before the Lord in prayer.

#### **Application Questions:**

- ◆ How did Hezekiah cling to the Lord?
- ◆ How did he show trust in God?
- ◆ How can you cling to the Lord?

## PRAYER

### ***Praying in Good and Bad Times***

In the face of certain destruction, Hezekiah went before the Lord in prayer. Look through 2 Kings 19:14-19 and see how Hezekiah prays. This is an excellent example of how to pray when things look bad. Here are a few ways to pray in good times and bad:

1. Praise God for His rule over all.
2. Ask God to hear our requests.
3. Ask God to answer in a way that will help us and others see that He is God.