




Materials I Need:**Legend:**= Option 1, Appropriate for 1st – 2nd Grade= Option 2, Appropriate for 3rd – 6th Grade**Memory Work:**


“Each man should give what he has decided in his heart to give, not reluctantly or under compulsion, for God loves a cheerful giver.” 2 Corinthians 9:7 (NIV)

Suggested Thematic Tracks:① **Give With Your Heart****HOOK:** A Needy Church (*Discussion*)Million-Dollar Dilemma (*Group Discussion*)Give to the Poor (*Demonstration/Discussion*)Pass the Plate (*Demonstration/Discussion*)Examples of Giving (*Discussion/Coloring Page*)Extreme Poverty in Jerusalem (*Role-play Activity*)**BOOK:** Ambassador to Corinth (*Map Review*)**LOOK:** Giving Down and Across (*Worksheet*)The Kind of Giver God Loves (*Craft*)Stewardship of the Church (*Activity*)Equality (*Game*)Cheerfully Pitching Pennies (*Memory Game*)Principles and Promises (*Worksheet*)Give With Your Heart (*Worksheet*)Collection Basket (*Craft*)Be a Cheerful Giver (*Craft*)**TOOK:** Talk About Needs! (*Guest Interview*)Seed Money Offering Envelope (*Craft/Take-home Project*)Where Does All the Money Go? (*Craft/Illustration*)Portrait of Paul (*Continuing Activity*)Cheerful Giver (*Worksheet*)➤ **Complementary Activities****Hook:**

① **A Needy Church** (*Discussion*).   Discuss with the students what they think some of the needs of our church might be. Ask them how the church uses the money that is collected each week during the offering. **2CO05.GF1** lists some of the general needs that most churches have. Use this sheet as a springboard to discuss these needs, and have the students add any others as they come to mind.


 ① **Million-Dollar Dilemma (Group Discussion).** 🦋, 🦋 Divide the students into small groups, giving each group a pencil and paper. Have the groups choose a spokesman who will take notes and be ready to share their plans with the class. Ask them to pretend that they have been given one million dollars, and they must decide together what they would do with the money. Have them work in ten \$100,000 increments and then share what they decided. Ask the students the following questions to start a discussion:

1. Were you comfortable with the idea of spending money to buy expensive things for yourselves?
 2. Did you decide to give any of the money away?
 3. Did you really want to do this or did you feel obligated because others would know your plan?
 4. Would you have made different decisions privately as individuals than you did as a group?
 5. When you have real money of your own, what are some of the things you actually do with it?
- Tell them that, in the lesson today, Paul will talk about giving. He uses an example of some people who gave cheerfully to others in need, even though they were extremely poor themselves.


 ① **Give to the Poor (Demonstration/Discussion).** 🦋, 🦋 You will need a children's book or movie about the story of Robin Hood. Read or show an excerpt that deals with stealing from the rich and giving to the poor. Ask the students the following questions:

1. What money problem was Robin Hood trying to solve in his community?
2. Is it right for some people to live in extravagant wealth while their neighbors don't even have enough money for basic needs like food and shelter?
3. Was Robin Hood's solution a good one?
4. Since we still have very rich and very poor people today, should someone start stealing from the rich and giving to the poor among us?




Explain to them that in the New Testament church there were some very poor people. Paul wanted to help them, but fortunately he had a different method of getting the money than did Robin Hood. Ask the students what they suppose it was.




 ① **Pass the Plate (Demonstration/Discussion).** 🦋, 🦋 The teacher will need an offering plate like the ones used in worship services. After the students are seated for the Bible Adventure, hand the offering plate to the student on one end of the front row without saying anything. See if the other students automatically pass the plate or put anything in it. Ask the following questions to start a discussion:

1. What is an offering plate for?
2. What happens to the money that people put into the plate?
3. Where did the idea of collecting money in church come from?
4. Does God care what people are thinking when they put money into the offering plate?
5. How much money should a person give?

 ① **Examples of Giving (Discussion/Coloring Page).** 🦋, 🦋 Listed below are several examples of giving. Review some of these or add your own to this group. They will help you to establish a link later during the BOOK time.



1. Before class, prepare and summarize Exodus 35:4-35 and 36:1-7 where Moses summons the Israelites to give toward the tabernacle as they feel led in their hearts. They gave out of deep generosity, to the point where Moses gave an order to STOP giving as they already had received more than they needed. As you talk about the items given, point out those materials in the coloring page and have the students color those items together, **2CO05.GF2**.
2. Mark 12:41-44: Giving out of her poverty, the widow gave more than she actually had.
3. Paul was thankful for the support that he received from the Philippians. Philippians 4:14-20 tells how their gift was a fragrant offering, an acceptable sacrifice pleasing to God. It was a credit to their righteousness before God. Paul told them that God would bless them for their generosity.
4. The Macedonians gave to the Jerusalem church even during their own great poverty. They pleaded with Paul to allow them the privilege to give. (See 2 Corinthians 8:1, 3.)
5. Giving ourselves for others as Christ gave Himself for us. Christ was the ultimate giver. Ephesians 5:1, 2 encourages us to live lives filled with love.
6. Imitating Christ-like attitudes of humility are explained in Philippians 2:3-8. Jesus gave everything for us.

 ① **Extreme Poverty in Jerusalem (Role-Play Activity).**   As the students arrive, place them in a make-believe Jewish-Christian family and send them off to a separate corner of the classroom to talk about life in Jerusalem during the early church days. Explain that these Jewish Christians faced immense difficulties during those days, and others were taking up collections and sending money to help them. Assign a teacher or helper to be the parent in the household. Supply costumes or items that help the students to make this role-play more fun. As the students take part in this exercise, talk to them about what a family might have experienced during this time. Refer to the lesson's preview for more information on the reasons for the poverty among Jerusalem's Christians. A few of these reasons include: persecution from unconverted Jews, Palestine's food shortages, frequent hospitality needs in the church of Jerusalem because of visitors, and the double taxation these Christians received under both the Romans and the Jews. Paul had arranged a collection for these needy families in Jerusalem and gave the Corinthians specific instructions found in today's Bible Adventure.

 ➤ **2 Corinthians One-Sent Take-Home (Review).**   Follow up with the students' take-home Scripture work each week during HOOK time—whether pre-HOOK, as the students come into the classroom, or post-HOOK, after a HOOK activity and before the BOOK as a review. Reward the students who have memorized last week's verse with the next sticker for their One-Sent Flying Disc. Challenge them according to their ability to memorize all the key verses in 2 Corinthians up to the current week's lesson. An additional challenge to memorize the outline itself (i.e., The Apostle and His Comfort, The Apostle and His Message, etc.) can be given, as appropriate.



Book: **Presentation Ideas –**

-  ① **Ambassador to Corinth (Map Review).**  Use the map from last week's (2CO04.GF9) lesson to review the travels of Paul and Titus between Corinth and Macedonia. Use the details added here in bold to give context to Paul's instructions about giving in today's lesson.
1. Paul paid a "painful visit" to **Corinth**.
 2. Paul went to **Ephesus**.
 3. He sent Titus back to **Corinth** with a "sorrowful letter" calling for the Corinthians' repentance. **While Titus was in Corinth, the church heard about how the Christians in Jerusalem were in great need. The Corinthians were anxious to help and began collecting money to send to them. (8:10).**
 4. Paul went to **Troas**. He planned to meet Titus there and hear about how the Corinthians received the letter. Then he planned to visit **Corinth** on his way to **Macedonia**. But when Paul didn't find Titus in **Troas**, he decided not to go to **Corinth** and "missed his promised visit."
 5. Worried and discouraged, Paul went on to **Macedonia** and there he found Titus who had encouraging news about the Corinthian believers! **One of the things Titus reported was that the Corinthians were collecting an offering, for the Jewish church. Paul told the Macedonian believers about the offering and they were anxious to participate. They gave joyfully - even more than they could afford (8:1-4).**
 6. There Paul wrote 2 Corinthians and promised a "third visit" soon. **In his letter he urged the Corinthian believers to follow through with their offering so that it would be ready when he came. Titus carried this letter to Corinth and was accompanied by two respected church leaders to help with the administration of the offering (8:16-24).**

We know that Paul did go to Corinth and was not disappointed. In his letter to the Romans (written from Corinth), he mentioned the offering from Macedonia and the area of Corinth for the saints in Jerusalem.

Bible Adventure for 1st – 6th Grades -

Today, as we move on in our study of 2 Corinthians, we will hear how Paul urged the believers of the Corinthian church to give their money generously and with a cheerful heart. He did not want them to feel forced or to give with a bad attitude. As he explained in 2 Corinthians 9:7, "Each man should give what he has decided in his heart to give, not reluctantly or under compulsion, for God loves a cheerful giver."

Earlier, the Corinthians had heard about a collection of money that was being taken to give to the struggling Jewish believers in Jerusalem. They were poor and in need for a variety of reasons, but the two major factors were persecution and a food shortage in the area where they lived. First, these believers were being persecuted by fellow Jews because they had become Christians. They often lost their jobs and found it difficult to get hired elsewhere because of their faith in Jesus Christ. Second, there was not enough food to feed the tremendous number of people living in the Jerusalem area. To make matters worse, a severe famine occurred, making the food supply even more scarce.

Paul felt that it was extremely important that the Gentile churches take a collection to help the Jewish believers who were in such great need. First and foremost, it would show the brotherly love that must exist among Christians. God has designed the members of the body of Christ (in other words, the church) to be dependent upon one another. If one person has a need, then God will give someone else the resources to share with the other person and help take care of the need. Additionally, a gift from the Gentiles to the Jews would demonstrate that they were no longer two separate groups of people. They were now brothers and sisters in Christ because of their shared faith.

However, even though the Corinthians had written Paul earlier and expressed their eagerness to help out in this collection for the Jews, they had failed to actually give much money. Paul wrote 2 Corinthians chapters 8 and 9 to encourage them to complete their giving so that it would be ready as a generous gift when Paul stopped by to pick it up on his way to Jerusalem. In these chapters, we can see what God expects of us, even today, when we give money to His church.

First, Paul instructed the Corinthians to give generously and from the heart. He pointed out that the churches in Macedonia were doing just that and that they were a godly example for the Corinthians to follow. The Macedonian churches were also suffering persecution and trials, yet they gave joyfully and generously to the Jewish believers beyond what they were even able to afford. They did this on their own without Paul commanding them to do so. Clearly, their giving came straight from their hearts and out of a love for the Lord. Paul reminded the Corinthians that Jesus Himself gave up all the riches of heaven to become poor and lowly here on earth. He gave the ultimate gift—His life—so that those who believe in Him could share in the glorious riches of heaven.

Second, Paul instructed the Corinthians to give regularly and according to the money that God had given each of them. They started out doing this but got led astray by false teachers who caused them to question Paul and his teaching. Paul urged them to resume their giving on a regular basis and to give, based upon what God had given them. This would be different for each person because God does not give everyone the same amount of income. The goal was that all would be provided for equally.

Last, Paul instructed that the money given should be managed wisely by the local churches. The collection taken for the Jewish believers was very large, and Paul did not want there to be any doubt about the fact that the money was being handled honestly. Therefore, Paul organized a group of trustworthy men who would make sure the gift was safely delivered to the hands of the believers in the Jerusalem church who so desperately needed it. These men would do what was right not only in the eyes of God but also in the eyes of man.

In addition to his instructions, Paul also listed three promises that go along with giving. The first promise is that giving blesses others. When the collection was given to the Jewish Christians in Jerusalem, they were not only blessed materially, because now they could afford to buy food and other necessities, but they were also blessed spiritually by the love and encouragement shown to them by the Gentile churches. The second promise is that giving blesses the giver as well. Just as the farmer reaps what he sows, so does the giver. If the farmer sows a generous amount of seed, then he will harvest a large and generous crop. If a giver gives generously with a cheerful heart that wants to honor God, then he will be blessed generously and honored by God. It is important to remember that what matters is not the actual amount of money given but that it is given generously, faithfully, and joyfully. The third promise is that giving will bring glory to God. Not only does giving supply the needs of God's people, but it causes them to overflow with thankfulness to their loving and gracious God. It is He who works in people's hearts to be obedient to Christ and to give out of what He has given them. Paul knew that, as a result of this collection, both the Jewish and Gentile believers would praise and thank God. This would bring them closer together and result in further glory to God, because He had united two vastly different groups of people into one family.

Paul did not force the Corinthians to give toward the collection for the Jerusalem church. Rather, he appealed to them to give according to the sincere love that they had in their hearts for God and for their brothers and sisters in need. The same is true for believers today. Christians should give cheerfully from their hearts, not because they feel pressured by others. They should give even when things are difficult, just like the Macedonian church joyfully gave even though they themselves were going through great trials. Finally, Christians today should follow Paul's instructions and give regularly and according to the amount of money God has given to them.

Remember that giving brings blessing. It results in benefits to others and benefits to ourselves. Most importantly, however, it brings glory to God. Therefore, give generously and cheerfully from the heart!


Aim Questions

1. **What did Paul encourage the Corinthians to do?** *(To complete the financial gift that they had promised to give the churches in Jerusalem.)*
2. **Why was this collection for the saints in Jerusalem so important?** *(The Jewish Christians were poor and in need of help due to famine and persecution; such a gift would help unify Jewish and Gentile believers.)*
3. **What are the principles of giving that Paul teaches?** *(Give generously, give regularly, give from the heart, give according to your ability, and give to the local church for wise stewardship.)*
4. **How were the Macedonian churches good examples of giving?** *(They gave cheerfully with great joy despite the trials and ill circumstances surrounding them.)*
5. **What are the promises that go with giving?** *(Giving blesses others, giving blesses ourselves, and giving glorifies (blesses) God.)*
6. **How can you give to others now?**





Look:



① **Giving Down and Across (Worksheet).**  Have the students fill in the crossword puzzle using the clues provided, **2CO05.GF3 Pg. 1**. Tell them to use the Scripture passages on the bottom on the page. Stress to them that God gives “down” to us and we give “across” to others. *Answer Key: 2CO05.GF3 Pg. 2.*



① **The Kind of Giver God Loves (Craft).**   Each student will need:
2CO05.GF4 Pg. 1 example sheet
2CO05.GF4 Pg. 2 copied onto cardstock
six ½ paper strips from **2CO05.GF4 Pg. 3**
glue
coloring crayons or markers

Have the students follow the directions below to complete their crafts:

1. Cut out the face, hands, and base with verse and feet (don't cut out feet).
2. Using the strips provided, make three paper springs as follows:
 - Glue two strips together at the ends, forming an L.
 - Fold the bottom strip where it meets the top strip so that it goes over the glued intersection.
 - Then fold the other strip (where it is overlapped) back over the intersection.
 - Repeat until the strips are used up.
 - Glue and trim the remaining ends together to prevent the spring from unraveling.
3. Glue the ends of the two springs onto the base where the legs would be.
4. Put glue on the other end of the two springs and place the hands on top.
5. Glue the remaining spring to the center of the hand piece.
6. Put glue on the top of the spring and place the “cheerful” face on top. God loves it when we look like this!

① **Stewardship of the Church (Activity).** 🎒, 🦋 The teacher will need to provide play coins. This is a continuation of the HOOK activity "A Needy Church." Explain to the students from 2 Corinthians 8:16-24, that once a church has taken a collection, they are responsible before God as to how they use this money that has been given. Divide up the coins equally among the students at the tables. Instruct the students to divide the coins into the different squares on **2CO05.GF1**, depending on how they think the church would allocate the funds collected. Talk about stewardship within the church. It would be great if you could get someone from the church office or the elder in charge of administration to visit the classroom.

① **Equality (Game).** 🎒, 🦋 The teacher will need a large bag of wrapped candy (a few dollars worth of pennies may be used instead). Divide the students into small table groups, each having a leader. Divide the candy among the group leaders. (It's best if this division is not exact.) Then have each leader pass them out among the students in his or her group. Give each student a random amount, anywhere from one to a whole pile. Have the students race to see how quickly they can even the inequity. They must redistribute the candies (or pennies) within the group until there is no more than a difference of one between them (for example: all students have either eight or nine candies). Repeat this as time allows. For the last round, you can have groups work together to equal the amount throughout the whole class. The students may be allowed to keep some or all of the candies. Read 2 Corinthians 8:13: "Our desire is not that others might be relieved while you are hard pressed, but that there might be equality." Ask the students the following: Why is giving an important part of achieving equality? What would have happened in this competition if the students who had the most candies refused to willingly give them away?




① **Cheerfully Pitching Pennies (Memory Game).** 🎒, 🦋 You will need:
offering plate like the ones used in worship services
circle from **2CO05.GF5** cut out and placed inside the offering plate
two or three dollars worth of pennies
masking tape

Follow the directions below to play this game:

1. Set the offering plate on the floor.
2. Make a line with tape several feet away from the plate, and have the students line up behind it.
3. Have the students read the memory verse together.
4. Have two or three students come to the line.
5. After they repeat the memory verse, they can each toss a coin into the offering plate.
6. Have more of the students come to the line.
7. After they say the verse, they can toss some coins.
8. Repeat until all the students have had a turn.
9. As coins begin to cover the verse, the students will have to say the covered portion from memory.
10. Now the game becomes a competition. Have the students come to the line one by one.
11. Each student must say the verse and toss a penny.
12. If the penny misses the plate, the student is out.
13. The last student to be eliminated is the winner.
14. He or she may receive a few coins as a prize. Maybe the student will think of putting them in the offering!

① **Principles and Promises (Worksheet).** 🎒, 🦋 To find what the principles and promises of giving in 2 Corinthians chapters 8 and 9 are, have the students complete each sentence by following the instructions given, **2CO05.GF6 Pg. 1**. **Answer Key: 2CO05.GF6 Pg. 2**

① **Give With Your Heart (Worksheet).** 🎒, 🦋 Have the students look up the Bible verses to fill in the blanks and answer the true/false questions, **2CO05.GF7**.

 ① **Collection Basket (Craft).** ,  Write the scriptures listed below on the board for the students to refer to for this craft. Each student will need:

1 basket from **2CO05.GF8 Pgs. 1** copied onto light brown paper
2CO05.GF8 Pgs. 2 copied onto yellow paper
memory verse label from **2CO05.GF8 Pgs. 3**
8 ½"x11" sheet of construction paper (any color)
scissors
glue

Have the students follow the directions below to complete their crafts:

1. Cut out the basket from **2CO05.GF8 Pg.2**.
 2. Paste them on a piece of construction paper.
 3. Cut out the coins on **2CO05.GF8 Pg. 1** and write words or phrases inside them based on the principles of giving learned from the verses listed on the board.
 4. Glue the coins inside the basket and attach the memory verse to the bottom of the page.
- Eph. 4:2, Brotherly Love; Matt. 6:19-21, Don't store up earthly treasures; Matt. 7:12, Do for others; Jn. 15:12-15, Love each other; Titus 3:8, do what is good; Col 3:13-14, Be unified through love; 1 Pet. 1:22, Sincerely love your brothers; Phil. 2:3-4, Don't be selfish; Eph. 5:1-2, Imitate Christ's love; Heb. 13:5, Be content.



 ① **Be a Cheerful Giver (Craft).**  Each student will need:




2CO05.GF9 Pg. 1 copied onto colored cardstock
smile label from **2CO05.GF9 Pg. 2** copied onto cardstock
scissors
glue or tape
craft stick
coloring crayons or markers



This is a heart face attached to a craft stick to be held up like a mask. Have the students follow the directions below to complete their crafts:

1. Cut out the smile and paste it appropriately onto the heart face.
2. Cut out holes for the eyes and nose so that they match up to your own.
3. Make a handle by gluing or taping the craft stick to the back of the heart mask.

Once completed, have the students take turns saying the memory verse to each other while holding up the mask in front of their faces.




 ➤ **Aim Questions (Worksheet).**  Have the students answer the Aim Questions about today's Bible Adventure, **2CO05.GF10**.

 ➤ **Passage Review Questions (Worksheet).** ,  This booklet contains many questions from the Scripture passage covered in today's lesson. Students may work on them in class and complete them during the week at home, **2CO05.GF11**.


 ➤ **2 Corinthians 9:7 (Memory Verse Song).**  Words and music for today's memory verse are available upon request from Children's Ministry.




Took:

 ① **Portrait of Paul (Continuing Activity).** ,  This week the students will be adding new characteristics and information to Paul (see the first week's lesson plan for explanation of this activity). They learned that Paul was:

- Generous 8:12
- A man of integrity 8:20, 21
- An encourager 9:5-8
- Thankful 9:14, 15

-  ① **Talk About Needs! (Guest Interview).** 🦋, 🦋 Invite a missionary or someone who has gone on a mission trip to speak about the financial needs of the country where he or she has been. You may use these questions to interview the guest:
1. First, tell us in general about the country you served and your ministry there.
 2. How do the people live? Do they have enough of the basic necessities such as food and clothing?
 3. Describe the homes they live in.
 4. What kinds of things do they do for work?
 5. What is the general financial condition of the believers in this country?
 6. What are some things that the missionaries and local church need?
 7. If there were more money available to the church, what would they be able to do that they cannot do now?

-  ① **Seed Money Offering Envelope (Craft/Take-Home Project).** 🦋, 🦋 Each student will need:
- 2CO05.GF12 copied onto white cardstock
 - scissors
 - glue
 - coloring crayons or markers


Have the students follow the directions below to complete their crafts:

1. Cut out the seed envelope on the outside lines only.
2. Fold in half on the bold center line.
3. Fold on the tab lines and .
4. Put glue on the insides of the narrow tabs (not larger tab) and glue in place to form a seed envelope.
5. Read 2 Corinthians 9:6, 7 and 10, 11: "Remember this: Whoever sows sparingly will also reap sparingly, and whoever sows generously will also reap generously. Each man should give what he has decided in his heart to give, not reluctantly or under compulsion, for God loves a cheerful giver...Now He who supplies seed to the sower and bread for food will also supply and increase your store of seed and will enlarge the harvest of your righteousness. You will be made rich in every way so that you can be generous on every occasion, and through us your generosity will result in thanksgiving to God."

Ask the students the following questions:

1. Why did Paul use seeds as an object lesson for giving?
2. If you have only a little money to give, should you bother at all?
3. When we give, who reaps the benefit of God's blessing? (*The giver and the receiver.*)

Have the students take this envelope home and put a gift of money inside to bring back to class next Sunday. Encourage them to think of ways that they can earn the money themselves. Stress the importance of their attitudes in giving and encourage them only to give if they do it cheerfully from the heart. NEXT SUNDAY: At the beginning of class, pass an offering plate so that the students can give their gifts. Be sure to thank God for the money and for what He will accomplish with it.

-  ① **Where Does All the Money Go? (Craft/Illustration).** 🦋, 🦋 Each student will need:
- 2CO05.GF13 copied onto white paper
 - scissors
 - glue
 - paper plate
 - coloring crayons or markers
 - church budget (available upon request)

You may want to invite an elder or administrator to present this illustration. The objective is to encourage the students to give toward needs that they understand and to see the leaders of their own church as examples of the kind of integrity we see in 2 Corinthians 8:20-21: "We want to avoid any criticism of the way we administer this liberal gift. For we are taking pains to do what is right, not only in the eyes of the Lord but also in the eyes of men." Ask the students if they have ever wondered what happens to the money after it is collected in the offering at our church. Describe the method that leaders use to communicate the use of church money. Take a look at the current budget for our church. Have the students cut out each picture with its label and make a pie chart on the paper (offering) plate illustrating the main areas where money is spent in the church. Next, have them glue the pictures in the appropriate places, then finish by gluing the picture of money in

the middle.



① **Cheerful Giver (Worksheet).** 🦋, 🦋 Each student will need:

2CO05.GF14 Pgs. 1 & 2 copied onto cardstock
scissors
glue

Have the students cut out the coins and arrange in the piggy bank so that the message reads, “God loves a cheerful giver.” While the students are working, discuss with them how we give to others when we have more than we need. This can be money, but we can also give food, clothing, toys, furniture, time, and love. Ask the students to come up with other ideas of what they have to give others. What should our heart attitudes be when we are giving to others?



➤ **2 Corinthians One-Sent Take-Home (Review).** 🦋, 🦋 Review today’s memory verse with the students and encourage them to master it over the week. Remind the students that those who can say their verse at the beginning of next week’s class will be rewarded with the sticker for that lesson. Challenge a new student each week during this time to take a One-Sent Flying Disc and explain to the class the book of 2 Corinthians as he or she has learned it this far. Have him or her explain everything that is on the flying disc and say the verses that correspond with each sticker. This is a great review of the outline for 2 Corinthians, and it will help prepare the students to use the flying disc as a tool for explaining Paul’s ministry to others who ask about the flying disc.

Worship Center

Construction costs
Maintenance
Future facilities

Church Office Workers

Payment for jobs they
do every day.

Pastors

Payment for the jobs
they do.

Church Expenses

Supplies and ser-
vices
Coffee and donuts
Equipment

Program expenses

Youth ministries
Adult ministries
Children's ministries
Camps
Speakers
Seminars

Missionaries

Church Planting
Bible Institutes
Church Conferences




Helping others in the
church

Moses Summons the Israelites to Give to the Poor



Giving D and A c r o s s

o w n



God gives **DOWN** to us.

- 1 Though Jesus was rich, for our sakes He became _____.
- 2 Through His poverty we can become _____.
- 3 God is able to make _____ abound.
- 4 He supplies _____ to the sower.
- 5 He supplies _____ for food.
- 6 He will enlarge the harvest of our _____.
- 7 Thanks be to God for His _____ gift.

We give **ACROSS** to others.

- 1 The Macedonians overflowed with this glad emotion.
- 2 Willingness to give
- 3 They gave out of their _____.
- 4 They pleaded for the _____ of sharing.
- 5 To have the same amount
- 6 We should be careful to do what is right in the eyes of God and _____.
- 7 God loves a _____ giver.
- 8 Our generosity results in _____ to God.


2 Corinthians 8

- 2 "Out of the most severe trial, their overflowing joy and their extreme poverty welled up in rich generosity."
 3 "For I testify that they gave as much as they were able, and even beyond their ability. Entirely on their own,
 4 they urgently pleaded with us for the privilege of sharing in this service to the saints."
 9 "For you know the grace of our Lord Jesus Christ, that though He was rich, yet for your sakes He became poor, so that you through His poverty might become rich."
 13 "Our desire is not that others might be relieved while you are hard pressed, but that there might be equality."
 20 "We want to avoid any criticism of the way we administer this liberal gift."
 21 "For we are taking pains to do what is right, not only in the eyes of the Lord but also in the eyes of men."

2 Corinthians 9



- 7 "Each man should give what he has decided in his heart to give, not reluctantly or under compulsion, for God loves a cheerful giver."
 8 "And God is able to make all grace abound to you, so that in all things at all times, having all that you need, you will abound in every good work."
 10 "Now He who supplies seed to the sower and bread for food will also supply and increase your store of seed and will enlarge the harvest of your righteousness."
 11 "You will be made rich in every way so that you can be generous on every occasion, and through us your generosity will result in thanksgiving to God."
 15 "Thanks be to God for his indescribable gift!"

The Kind of Giver God Loves



"Each man should give what he has decided in his heart to give,
not reluctantly or under compulsion, for God loves a cheerful giver."

2 Corinthians 9:7



"Each man should give what he has decided in his heart to give, not reluctantly or under compulsion, for God loves a cheerful giver."
2 Corinthians 9:7

Cheerfully Pitching Pennies

“Each man should give what he has decided in his heart to give, not reluctantly or under compulsion, for God loves a cheerful giver.”

2 Corinthians 9:7

GIVING PRINCIPLES & PROMISES

To find what the **principles** and **promises** of giving in 2 Corinthians chapters 8 and 9 are, write the letter of the alphabet that comes before the letter shown in the box above each letter to complete each sentence.



1. Giving should come

G	S	P	N

U	I	F

I	F	B	S	U

2. Giving should be

H	F	O	F	S	P	V	T	M	Z


&

S	F	H	V	M	B	S	M	Z	

3. Giving should be to your local church

X	J	T	F

T	U	F	X	B	S	E	T	I	J	Q



4. Giving blesses

P	U	I	F	S	T

&

P	V	S	T	F	M	W	F	T	

5. Giving

H	M	P	S	J	G	J	F	T

H	P	E



GIVING PRINCIPLES & PROMISES

To find what the **principles** and **promises** of giving in 2 Corinthians chapters 8 and 9 are, write the letter of the alphabet that comes before the letter shown in the box above each letter to complete each sentence.



1. Giving should come


F	R	O	M	T	H	E	H	E	A	R	T
G	S	P	N	U	I	F	I	F	B	S	U

2. Giving should be

G	E	N	E	R	O	U	S	L	Y	&	R	E	G	U	L	A	R	L	Y
H	F	O	F	S	P	V	T	M	Z		S	F	H	V	M	B	S	M	Z

3. Giving should be to your local church

W	I	S	E	S	T	E	W	A	R	D	S	H	I	P
X	J	T	F	T	U	F	X	B	S	E	T	I	J	Q



4. Giving blesses

O	T	H	E	R	S	&	O	U	R	S	E	L	V	E	S
P	U	I	F	S	T		P	V	S	T	F	M	W	F	T

5. Giving

G	L	O	R	I	F	I	E	S	G	O	D
H	M	P	S	J	G	J	F	T	H	P	E



G I V E W I T H Y O U R H E A R T

Memory Verse


“Each man should give what he has decided in his heart to give, not reluctantly or under compulsion, for God loves a cheerful giver.” 2 Corinthians 9:7

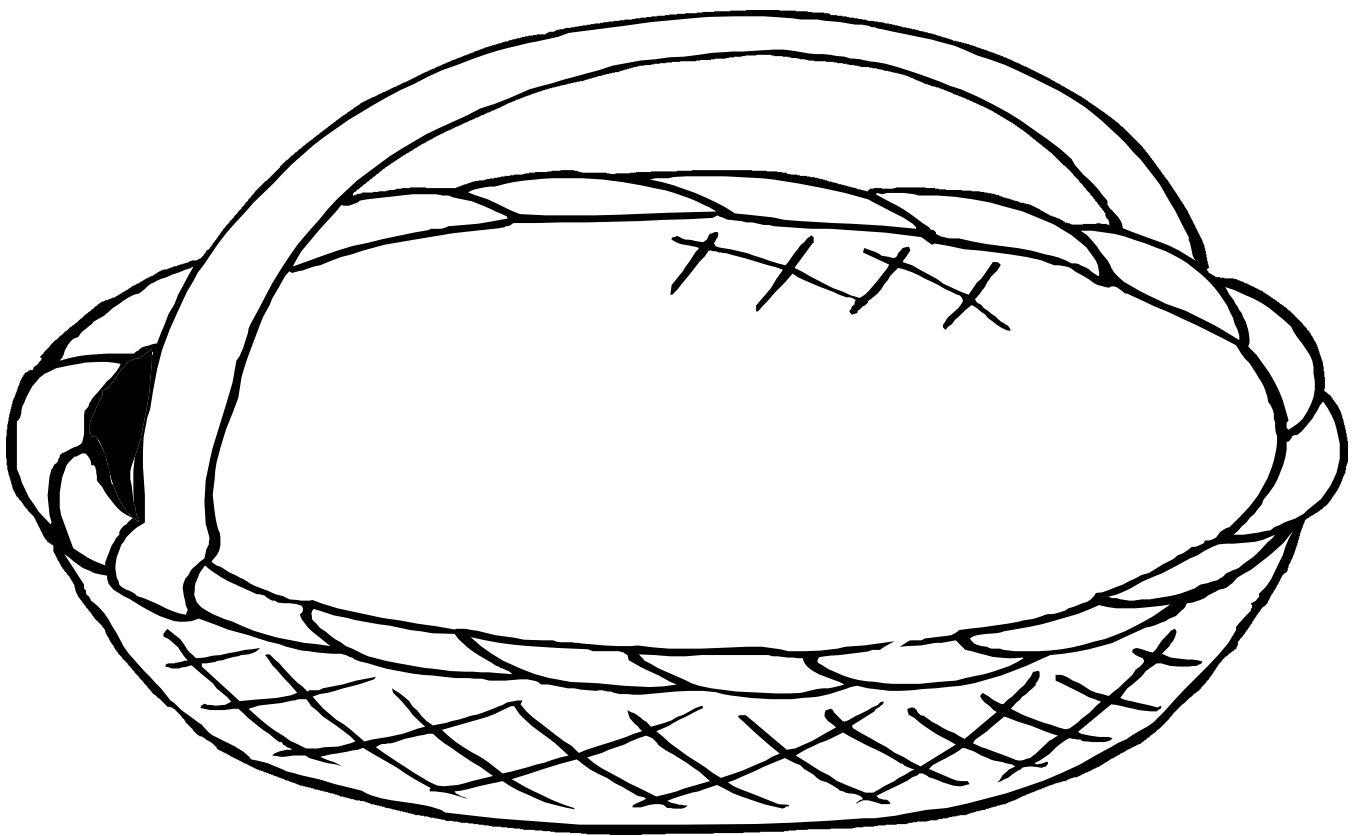
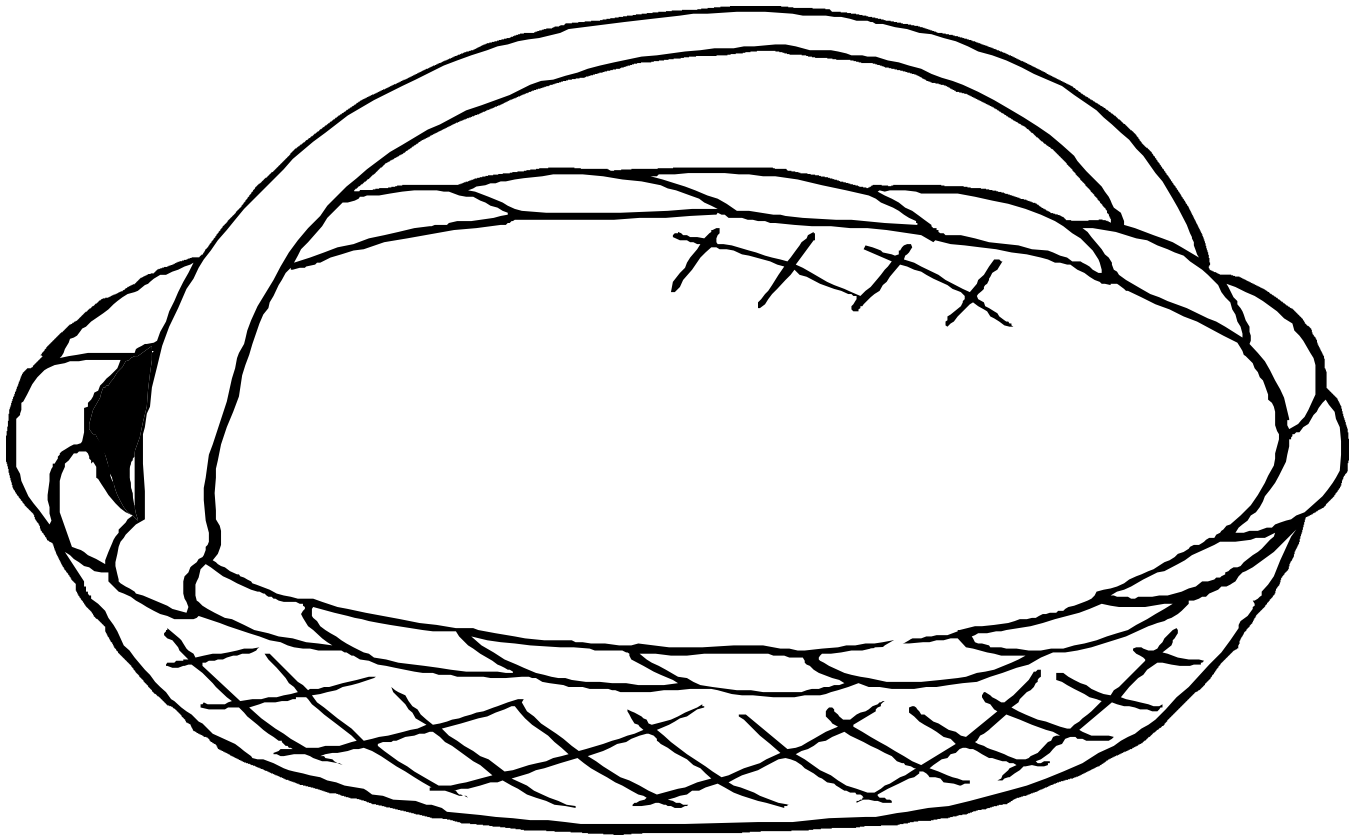
Fill in the correct words:

1. **“For I testify that they gave as much as they were able, and even _____ their ability. _____ on their own,”
2 Corinthians 8:3**
2. **“And they did not do as we expected, but they gave _____ first to the _____...” 2 Corinthians 8:5**
3. **“Remember this: Whoever sows _____ will also reap _____, and whoever sows _____ will also reap _____.” 2 Corinthians 9:6**
4. **“And God is able to make _____ grace abound to you, so that in _____ things at _____ times, having _____ that you need, you will abound in every good work.”
2 Corinthians 9:8**

TRUE OR FALSE:

- _____ The Macedonian churches were being forced to give to the church in Jerusalem.
- _____ Timothy was sent to Corinth.
- _____ God loves a cheerful giver.
- _____ “He who gathered much had too much.”





“Each man should give what he has decided in his heart to give, not reluctantly or under compulsion, for God loves a cheerful giver.” 2 Corinthians 9:7

“Each man should give what he has decided in his heart to give, not reluctantly or under compulsion, for God loves a cheerful giver.” 2 Corinthians 9:7

“Each man should give what he has decided in his heart to give, not reluctantly or under compulsion, for God loves a cheerful giver.” 2 Corinthians 9:7

“Each man should give what he has decided in his heart to give, not reluctantly or under compulsion, for God loves a cheerful giver.” 2 Corinthians 9:7

“Each man should give what he has decided in his heart to give, not reluctantly or under compulsion, for God loves a cheerful giver.” 2 Corinthians 9:7

“Each man should give what he has decided in his heart to give, not reluctantly or under compulsion, for God loves a cheerful giver.” 2 Corinthians 9:7

“Each man should give what he has decided in his heart to give, not reluctantly or under compulsion, for God loves a cheerful giver.” 2 Corinthians 9:7

“Each man should give what he has decided in his heart to give, not reluctantly or under compulsion, for God loves a cheerful giver.” 2 Corinthians 9:7


“Each man should give what he has decided in his heart to give, not reluctantly or under compulsion, for God loves a cheerful giver.” 2 Corinthians 9:7



“Each man should give what he has decided in his heart to give, not reluctantly or under compulsion, for God loves a cheerful giver.” 2 Corinthians 9:7

“Each man should give what he has decided in his heart to give, not reluctantly or under compulsion, for God loves a cheerful giver.” 2 Corinthians 9:7

“Each man should give what he has decided in his heart to give, not reluctantly or under compulsion, for God loves a cheerful giver.” 2 Corinthians 9:7

“Each man should give what he has decided in his heart to give, not reluctantly or under compulsion, for God loves a cheerful giver.” 2 Corinthians 9:7





Aim Questions

Answer the following questions about today's Bible Adventure.

1. What did Paul encourage the Corinthians to do?
2. Why was this collection for the saints in Jerusalem so important?
3. What are the principles of giving that Paul teaches?
4. How were the Macedonian churches good examples of giving?
5. What are the promises that go with giving?
6. How can you give to others now?

Giving is a blessing and a privilege. It brings benefits to others and benefits to ourselves. Most importantly, however giving brings glory to God and is worship to God. Therefore, give generously and cheerfully from the heart.



"Each man should give what he has decided in his heart to give, not reluctantly or under compulsion, for God loves a cheerful giver."

2 Corinthians 9:7

What effect did this information have on the Macedonian church? (9:2)

Why was Paul sending that group of men to the Corinthians? (9:3-5)

What does Paul say for the Corinthians to remember? (9:6, 7)

What Old Testament passage does Paul use here? (9:9)

What things will happen because of the Corinthians' faithful service to the Lord? (9:12-14)

How does Paul describe God's gift to them? (9:15)

Passage Review Questions

2 Corinthians 8-9

What did Paul want the Corinthians to know concerning the Macedonian churches? (8:1)

How was this grace practically seen amongst the Macedonian believers? (8:2)

What does Paul say concerning the amount of their sacrifice? (8:3)

What was the Macedonians' view on their suffering and sacrifice? (8:4)

Did the Macedonians behave in a manner that Paul expected? Why or why not? (8:5)

In what does Paul urge the Corinthians to excel? (8:7)

What was Paul's intent in challenging the Corinthians to excel in the grace of giving? (8:8)

What do you think Paul is saying in verse 9? (8:9)

What was Paul's advice and desire concerning the Corinthian believers? (8:12)

In review of this past chapter, what was Paul's purpose for saying this? (8:14, 15)

Who does Paul send to Corinth? (8:16)

What was Titus' heart in coming to Corinth? (8:16, 17)

What does Paul say about this "other brother" who they were sending along with Titus? (8:18, 19)

What was Paul trying to avoid, and what steps was he taking to avoid it? (8:20, 21)

What does Paul say about this third person who he was sending with Titus? (8:22)

How did Paul feel about these men who he was sending to them? (8:23, 24)

Why does Paul say that he had no reason to exhort them about serving the saints? (9:1-2)

Seed Money Offering Envelope

"Remember this:

**Whoever sows sparingly
will also reap sparingly,
and whoever sows
generously will also reap
generously. Each man
should give what he has
decided in his heart to give,
not reluctantly or under
compulsion, for God loves a
cheerful giver."**

2 Corinthians 9:6, 7

Grace Giving SEED


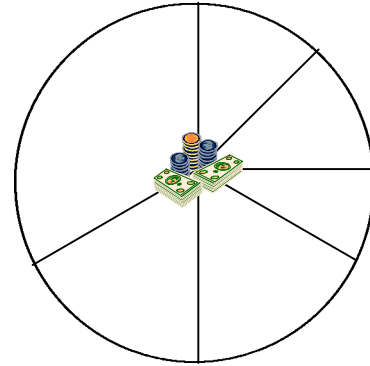


**"Now He who supplies seed to the
sower and bread for food will also
supply and increase your store of seed
and will enlarge the harvest of your
righteousness."**

2 Corinthians 9:10



Where Does All the Money Go?

Example pie chart



God Loves a Cheerful Giver

Cut out the coins and arrange them in the piggy bank so that the message reads "God loves a cheerful giver."



2 Corinthians 9:7

