

Materials I Need:

Key for symbols:

- This symbol represents ideas that can be used for two-year-olds through kindergarten. Please remember to slow way down for two-year-olds and keep the pace moving for five-year-olds.
- ② This symbol represents ideas that can be used for two- and three-year-olds.
- ④ This symbol represents ideas that are best used for four-year-olds through kindergarten.

Memory Verse:

2 Corinthians 4:7: This all-surpassing power is from God and not from us.

Hook:

- Teacher Tip:** The children should be in the process of learning the formal names of the classroom teachers and helpers. Repeatedly tell the children your name and the names of the others helping in the classroom. When a child calls for attention without addressing you by name, say your name while attending to him. Address the classroom helpers with the name and title you want the children to also be using.
- People in God's Family:** Provide a large globe or laminated world map. Give the children pictures of people from all over the world. Using poster putty, have the children choose a spot in the world to place the person they cut out (or picked out for the younger children) and attach them to the globe or map. Talk about different parts of the world. Is it hot or cold there? Are there mountains, lakes, desert or snow where that person was placed? "The people God chooses to be in His family live all over the world. They are people who love God and believe Jesus died for their sins. They want to have the goodness of God in their hearts."
- Bean or Rice Bin:** Provide a dishpan of dried beans or rice and some scoops, funnels, pitchers, etc., for the children to pour and measure the rice. Use a vinyl tablecloth under the work area to help control the clean up. Tell the children the rice represents people. God wants many people to be in His family. As the children work, emphasize that all the rice or beans stay on the tablecloth. They wouldn't want to lose any people from God's family! There are just too many people (or beans) to count!
- "Confess Your Sin!" Washing Center:** Place a dishpan or cat litter box with a wet towel in it on the floor. Invite the children to stand on the wet towel and wash the bottom of their shoes. See the dirt that came off? After the child leaves and walks around the room for awhile or goes outside or down to the restroom, invite him to wash his feet again on a second clean towel in the dishpan. Is there dirt? "That is like sin. Jesus cleans our hearts, but as we live here on earth, our shoes (and hearts) get dirty again. We must confess or tell our sins to Jesus and get clean again. When we confess our sins to Jesus, He forgives us."
- "Sort the Mail" Center:** Compile a variety of different-sized envelopes (letter, legal, postcards, thank-you notes, greeting cards, as well as different-sized manila envelopes). Place them in a large carry bag. The children can sort all the envelopes by putting the same sized envelopes together. "Paul wrote lots of letters. Two of his letters to the Corinthian Christians are in our Bibles today."
- Play Dough Families:** Using gingerbread boy cookie cutters, make families and give them names.

-
- Gospel Review:** Use the booklet from last week and review the gospel with the children.
 - Family Dollhouse Center:** Bring in a dollhouse and some people figures so the children can role play being in a family. As they are playing, talk with the children about what a daddy does at home. "In today's Bible Adventure Paul tells the Corinthians that God wants to be a "Daddy" to them. God wants to love and care for His children. He wants many people to be in His family."
 - Trading Something Old for Something New Store Center:** Materials needed: New and old pair of pants, new and old doll, new and old toy, new and old dress, etc., play cash register. Set up the trading store area at a table. "In today's Bible Adventure we will learn that if we believe in Jesus, we can trade our old, selfish sin for God's new, good attitude." Help the children understand the concept of trading our selfish sin for God's new attitude by using this activity to trade old things for new things.
 - Postcard Review:** Each week review the former lessons in 2 Corinthians with the children. For variety play "I Spy," asking a child to point to the picture you describe. You might say, "I spy a treasure box. Who is the treasure that wants to live in our hearts?"
 - Families:** Divide children into groups of four or five and ask them to decide who is the dad, mom, and children. Have them act out something silently that they do together as a family (eat together, work in the yard, take a ride, go to church, go on vacation, celebrate a birthday, etc.). The other children guess what they are doing.
 - Coloring Sin Pictures: (2CO04ECGF6)** While coloring the pictures of bad behavior, talk about the sin in our lives that keeps us out of God's family. "Today's Bible Adventure will tell us how to be in God's family and receive His goodness."
 - Gospel Stomp: (2CO04ECGF7, 2CO04ECGF8, 2CO04ECGF9, 2CO04ECGF10 and 2CO04ECGF11)** Tape the five pictures (2CO04ECGF7 through 2CO04ECGF11) on the floor around the room. Play music and let the children move freely around the room to the music until it stops. Call out a number. The children must find that number and stand in a circle around that paper. Repeat together what each number represents. Repeat as time allows.
 1. Jesus died for our sins.
 2. When we receive God's free gift of forgiveness,
 3. We become God's children.
 4. God's goodness is in our hearts.
 5. We will live forever with Jesus in heaven.
 - Memory Verse Review:** Repeat the Memory Verse activity from last week.
 - "God" Written With Popcorn:** Write "GOD" (or GOSPEL for older children) on a piece of construction paper and let the children glue popcorn or beans to the shape of the letters.



Book:

Presentation Ideas -

- Color the 2CO04ECGF1, 2CO04ECGF2, 2CO04ECGF3, 2CO04ECGF4, and 2CO04ECGF5 pictures and glue them onto colored construction paper. Show these pictures as you tell the Bible Adventure. Save them for review in future lessons.
- Postcard from Paul: (2CO04ECGF11)** Add another picture to the postcard as a reminder of what Paul wrote to the Corinthians in this lesson.
- "Because We're Family" Finger Play:**

A family has the people	
God made to care for me.	<i>(Point to self.)</i>
We cook our food,	<i>(Stir with hand.)</i>
We clean our house,	<i>(Sweeping motions.)</i>
And everyone can see--	<i>(Shade eyes with hand.)</i>
We like to help each other	
Because we're family.	

Did you know God has a family? (Point up.)
It is made of people like you. (Point to another person.)
There are tall ones and short ones, (Reach high and low.)
Young ones and old ones, (Rock baby in arms.)
And they know one thing is true-- (Hold up one finger.)
Jesus died for their sins
So they can have God's goodness, too!

Bible Adventure for 2's & 3's-

(Show the 2CO04ECGF1 picture.) (Call out:) "Daddy! Daddy!" We know that if we call our daddy when we need something, he will come to help us. It is the job of the daddy to love and help his children. A good daddy shows his love in many ways by how he takes care of his children.

Maybe you didn't know that God wants to be your Daddy, too. God has a big family and wants all of you and your parents to be in His family. In 2 Corinthians Paul tells us how God makes people part of His loving family. God wants to give you this special gift. He wants to make you part of His family, too.

(Show the 2CO04ECGF2 picture.) Paul says, "The thing that is stopping anyone of us from receiving God's special gift of being in His family is our sin." (Draw a line down the picture between the gift and the person.) Sin is not obeying God. Sin is doing wrong things. Sin is being selfish and not wanting to obey our parents. God cannot have sin in His family. (Shake your head "no" with a sad face.) If we keep our own selfish sin, we will not be able to love God and be in His family.

(Show the 2CO04ECGF3 picture.) Paul said, "The good news is that we don't have to keep our selfish sin. Jesus died on the cross to take the punishment for our sins. We can give Jesus our sin, and then God puts His goodness in our hearts. That is good news! Jesus takes our bad sin and gives us His goodness.

When people are sorry for their selfish sin, they talk to God in prayer. They confess their sin by telling God the truth about what they did wrong. They are sorry when they disobey God. People in God's family believe the good news that Jesus took the punishment for that sin, and they are forgiven. They receive God's goodness into their hearts. They can call their heavenly Father (point up) "Daddy."

Prayer: Dear God, thank You for taking my selfish sin and for giving me Your goodness so I may be in your family. In Jesus' name I pray, amen.

Bible Adventure for 4's, 5's & K-

(Show the review 2CO03ECGF1 picture of the treasure box.) Paul tells us in 2 Corinthians that he was an apostle who had been given the job of preaching the gospel of Jesus wherever he went. The good news about Jesus is a very special treasure because it is a gift from God to us. Today we will learn more about God's special gift that He wants to give each one of us.

(Show the 2CO04ECGF1 picture.) God is the One who gives us our daddies. It is the job of the daddy to love and take care of his child. Every good daddy tells his child he loves him and shows him in many ways by taking care of him.

Maybe you didn't know that God wants to be your Daddy, too. God has a big family and wants all of you and your parents to be in His family. In 2 Corinthians Paul tells us how God makes us part of His loving family. This is the special gift God wants to give you—making you a part of His family, too.

(Show the 2CO04ECGF2 picture.) Paul says, "The thing that is stopping anyone of us from receiving God's special gift of being in His family is our sin." (Draw a line down the picture between the gift and the person.) Sin is selfishness and wanting our own way. Sin is disobeying and doing wrong things. Sin is being stubborn and not wanting to obey our parents. God cannot have sin in His family. As long as we like our sin and keep our selfish sin, we will not be able to love God and be in His family.

(Show the 2CO04ECGF3 picture.) Paul said, "The good news is that we don't have to keep being selfish. We can have God's goodness in our hearts. Jesus took the punishment you and I should have for the bad things we do. When we give Jesus our sin, then God puts His goodness in our hearts." Isn't that good news? Jesus takes our bad sin and gives us His goodness.

(Show the GF2 picture again.) Why would anyone not want to receive the good gift God is offering them? Why would anyone say "no" to God's special gift? Well, I'm sorry to say that many people want to keep their sin; they don't want to give it up.

(Show the 2CO04ECGF4 picture.) Some people would rather lie and blame someone else for the wrong they have done than confess their sin. Confessing means telling the truth about what you did wrong. The child in this picture is saying, "It wasn't my fault. He pushed me." He didn't want to admit that he had disobeyed his parent's rule about not running in the house.

(Show the 2CO04ECGF5 picture.) This child knew he had disobeyed his parents by chasing his brother through the house. He was sorry that the vase was broken, but he was more sorry that he had disobeyed. The people who tell God they are sorry when they have done something wrong and believe that Jesus took the punishment for that sin will receive the gift of forgiveness. They will receive God's goodness into their hearts so that they can call God their heavenly Father—Daddy.

(Show the review 2CO03ECGF1 picture again.) Paul says, "Today you can have this special gift that makes you part of God's family. Today is the day of salvation." You are never too young to ask Jesus to forgive your sins and make you part of His family. Talk to your dad and mom about how to let God be your Daddy, too, and receive the gift of salvation.

Prayer: Dear God, thank You for the gift of forgiveness for my sin and for Your goodness that can come into my heart. Knowing what Jesus did for me is the best treasure of all. In Jesus' name I pray, amen.

Aim Questions

Aim Questions for 2's & 3's:

1. Who wants us to call Him "Daddy"? (God.)
2. Who wants to give us the special gift of making us part of His family? (God, Jesus.)
3. Who died on the cross to take our sin away so we can have God's goodness? (Jesus.)
4. Who gives us the power to confess our sins and puts His goodness in our hearts so we can obey Him? (Sing or say the Memory Verse.)

Aim Questions for 4's & 5's:

1. Does God want people to be in His family and call Him Daddy? (Yes.)
2. What keeps a person from receiving the gift of being in God's family? (Sin.)
3. Who takes our sin when we want to give it up? (Jesus.)
4. Who gives us His goodness in our hearts when we give our sin to Jesus? (God.)
5. How can we live God's good life? (God gives us power to confess our sins and receive His good way of obeying. Say the memory verse.)



Look:

- Aim Questions:** Provide pictures of different family members and write the questions on the back of the pictures. Ask first for the dad, then the mom, boy, girl, and baby for the appropriate questions to be read by the teacher.
- Transition Idea:** Walk with both hands in front of you, palms up, as if holding a special gift. If going to another classroom, tell them God wants to give them a special gift of belonging in His family.
- Snack Suggestion:** Encourage the children to talk about their dads while they are eating. *(If a child has lost his/her dad or doesn't know their dad, take them aside and reassure them that God can still be their Daddy.) What does he like to do? What does he like to eat? What kind of job does he do? What is his favorite saying? What is your favorite thing to do with your father? When God is your Daddy, how can you spend time with Him? When God is your Daddy, He wants you to spend time with him in prayer, reading the Bible, listening to Bible tapes and coming to worship with other people who believe in Jesus. God wants you to call Him Daddy, also. Use a picture of the face of a clock and let the children move the hands around and talk about how they can spend time with God during that particular time of the day.
- Heart Pocket: (2CO04ECGF13 and 2CO04ECGF14)** "When you believe in Jesus, God gives you His goodness and changes the way you behave." Cut two GF13 hearts out of construction paper for each child. Give them a piece of yarn to lace through the punched holes. Put the GF14 pictures of good behaviors representing God's goodness for those in His family in the heart pocket to take home.
- Small Gift Reminder Box: (2CO04ECGF15 and 2CO04ECGF16)** Materials needed: Two copies of the GF15 box on card stock paper per child (cut out), glue sticks or staples, crayons, and the GF16 Memory Verse cut out. Let the children decorate the box lid. Then cut and fold the card stock box as shown on the GF15 page. Put a GF16 memory verse inside the box. Sing the Memory Verse Song, making sure that the children understand that only God has power to forgive our sin and help us live His godly life.

Becoming a Member of God's Family: (2CO04ECGF1) Attach an enlarged GF1 picture to the wall or poster board. Ask the children what the father does in the family? The mother? The children? Who is in charge of the family? Let children cut or tear pictures of people out of magazines or catalogs. As you tape a picture of someone into God's family, tell the children what is necessary to get into God's family. (Each person in God's family must believe that Jesus died to save us from our sins. They must say they are sorry for their sin and ask Jesus to forgive them. When God invites a repentant person into His kingdom family, He helps that person obey His words in the Bible.) Let the children take turns taping people on the picture and repeating a part of what they must do to be in God's family.

"Getting Rid of Sin" Game: Have the children stand in a large circle. Give every child a sheet of newspaper. Tell him it is dirty sin and needs to be gotten rid of. Have him wad it up as small as he can get it. Set a garbage can with a cross of Jesus on it in the center of the circle. Tell the children you will read a list of things to do. When you come to a wrong action called sin, they are to throw their wads of paper into the trash can. After everyone has thrown, they may go get any wad of paper and repeat the process. Some suggested remarks follow:

Feed the family pet. ("Is that a sin? No! Hold your papers.")

Clear the table after eating.

Wipe your feet before coming into the house.

Hit your brother or sister. ("Oh, oh! Get rid of your sin wad! Who got theirs in the Jesus wastebasket? Go collect the papers and listen closely as I continue.")

Brush your teeth without being asked.

Make your bed.

Steal a cookie when Mom isn't watching.

Put on your own clothes.

Wash your hands before eating.

Watch TV longer than your Mom said to.

Pick up your toys.

Stomp on the flowers in the garden.

Daddy May I? Choose one child to be daddy. That child stands on the other side of the room while the other children stand in a row. The daddy calls out the name of a player and says, "___ may take four baby steps" or "___ may take three giant steps." Before the child takes the steps, he must say, "Daddy, may I?" The first child to tag the daddy is the next daddy! If a child forgets to say "Daddy, may I?" they lose their turn and stay where they are. "When Jesus forgives our sins and makes us right with God, God is our Daddy; and we have His goodness and power to do what is right.

Alternate "Daddy May I?" Game: "When God is our Daddy, He helps us do good things. Until we believe in Jesus, we don't have God's help to be and do what God says is right." Write positive and negative behaviors in the form of questions on separate pieces of paper and put them in a basket. Have the children come up and pick a paper that you read to them. For example, "Daddy may I help a neighbor?" Have the child repeat it to you. Then the teacher will respond "Yes, you may!" That child can skip to the other end of the room and sit on the floor. When children choose a negative thing to do (lie to get another piece of candy), they cannot go to the other end of the room because that is not something God would have them do if they have His goodness. Let the children keep choosing until they all get to the other end of the room.

Positive things children can do: say you are sorry when you hurt someone, love your neighbor, obey your parents, share your toys, do your chores, confess your sins or tell God you are sorry, tell the truth, help a neighbor, rake the leaves because you were asked to, make your bed to please Mom, come home when you are asked to, say kind words, be helpful, and think of others before yourself.

Negative things that children do are the opposites of the list above.

Goodness Scramble: (2CO04ECGF11 and 2CO04ECGF2) Hang a GF11 picture of Jesus on the wall with a box underneath it. Do the same with the GF2 picture of a child with a selfish heart. These could be on opposite walls. Use the list of positive and negative behaviors in "Daddy May I?" above and place these on individual papers in a basket. When a child gets a paper out of the basket, read it to him. Then he is to quickly place it in the box under the appropriate picture. Repeat with two teams and see which team completes it first. Talk about the goodness God puts in our hearts when we receive Jesus' forgiveness for sin.

-
- Cross the Sin River:** Make two lines on the floor with tape or ropes. Then tape several pictures representing sinful behaviors between these lines. At one end of this “river,” place another line perpendicular to the river to represent a bridge. The children jump across the river or walk across the bridge very carefully. If their foot touches the sin river, they have to pretend to go home and put on dry, clean socks. Repeat, but this time the children go home and pray and confess their sin so they can be clean and keep walking.

Songs:

- 2 Corinthians 4:7, Memory Verse Song** (*tune: “His Banner Over Me Is Love”*)
This all-surpassing power is from God and not from us.
This all-surpassing power is from God and not from us.
This all-surpassing power is from God and not from us.
Second Corinthians, four seven. God’s power!

- Lord, I Want to Be a Christian in My Heart** (*tune: “Were You There?”*)
Lord, I want to be a Christian in my heart.
Lord, I want to be a Christian in my heart.
Oh-oh-oh-oh! Sometimes it causes me to tremble, tremble, tremble.
Lord, I want to be a Christian in my heart.


Lord, I want to have Your goodness in my heart.
Lord, I want to have Your goodness in my heart.
Oh-oh-oh-oh! Sometimes it causes me to tremble, tremble, tremble.
Lord, I want to have Your goodness in my heart.

- God is so Good**
“When we confess our sins and tell God we are sorry in prayer, He will forgive us and give us His goodness in our hearts.”
God is so good; God is so good;
God is so good. He is good to me.
Glory Hallelujah, Glory Hallelujah,
Glory Hallelujah. He is good to me.




Took:


- The Family Picture Frame:** Fold a heavyweight piece of paper in half vertically and cut down the fold. With sharp scissors before class, cut out a 3 1/2" x 5 1/2" section from the center of the half paper. This will be a frame for a 4" x 6" picture. During class, have the children decorate the frame with colored pens and/or stickers. The words, "God Wants Us in His Family" may be written on the front of the frame. "Ask your parents for a picture of your family to put in the frame. The frame can then be taped to the refrigerator." **Alternate Idea:** If you have a digital camera available, take pictures of the children as they come to class. Have someone print out the pictures so that they are ready to put in the frames by the end of class.
- Jesus Died for Our Sin: (2CO04ECGF6, 2CO04ECGF7, and 2CO04ECGF14)** Cut out and glue a GF7 cross on top of the GF6 sin pictures (see **Hook** section). Talk about Jesus dying for our sins. Glue or staple a GF14 picture of good behaviors on the back. Color the pictures and talk about asking Jesus to forgive us for our sins and to come into our lives and make us part of God’s family.
- Preschool Page for Parents: (2CO04ECPPP)** Send a page home with each child, encouraging parents to reinforce the Bible truths at home. Spend a few minutes before the children go home creatively reviewing the song and Memory Verse.




Like a good dad, God loves and cares for His children.



Sin in the heart is what causes a person to refuse God's gift.



When we give Jesus our sin, He gives us His goodness.



Blaming someone else for our sin is not God's right way.




Confessing our sins brings forgiveness and God's goodness.



Jesus died for our sins.

1.


When we receive God's free gift of forgiveness,




2.

We become God's children.

3.



God's goodness is in our hearts.



4.

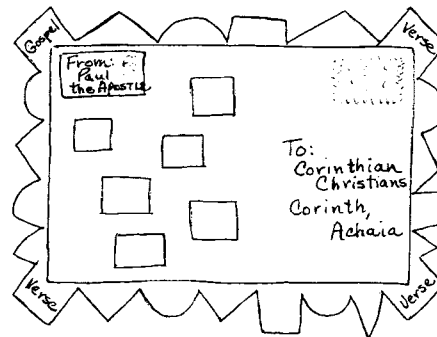
We will live forever with Jesus in heaven.



5.

Second Corinthians Postcard Picture for Lesson #4


Cut out picture and glue on
large poster board postcard.



Postcard sample


2 Corinthians Lesson #4:

When we give Jesus our sin,
He gives us His goodness.



2 Corinthians Lesson #4:

When we give Jesus our sin,
He gives us His goodness.



Being in God's Family

My sins are forgiven.

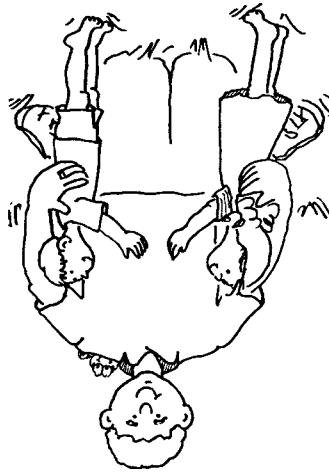
Jesus' goodness lives in me.




Being in God's Family


My sins are forgiven.

Jesus' goodness lives in me.





You eat all
the food
on your
plate.



You happily go to bed
when you are asked.



You help
rake leaves.



You clean up your
room when
told to.



You feed
the cat
without
being
asked.



You brush your
teeth until they
are sparkling clean.

Small Gift Box Reminder

Fold on the solid lines.

Fold on the solid lines.


Cut out the box on the outside lines.

Cut on the dotted line.

Cut on the dotted line.

Fold on inside solid lines.

Who makes us good enough to be in God's family?




Cut on the dotted line.

Cut on the dotted line.


God's Gift to Me

This all-surpassing power
is from God
and not from us.
2 Corinthians 4:7



God's Gift to Me


This all-surpassing power
is from God
and not from us.
2 Corinthians 4:7



Place one of these pictures
inside a 2CO04ECGF15 gift box.

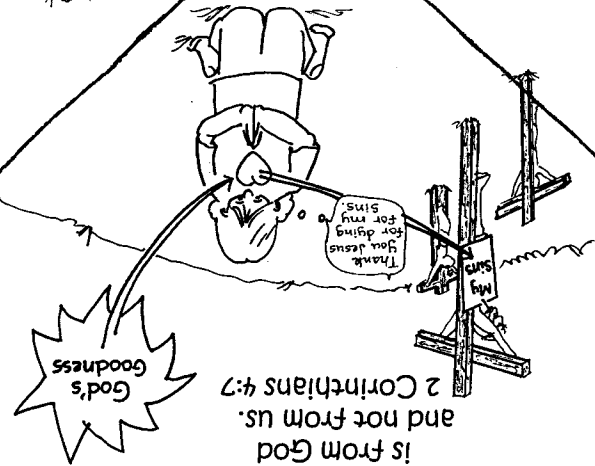
God's Gift to Me

This all-surpassing power
is from God
and not from us.
2 Corinthians 4:7



God's Gift to Me

This all-surpassing power
is from God
and not from us.
2 Corinthians 4:7



September 29, 2002
Second Corinthians Chapters 5:11-7:16




This is what I learned today!

God wants us to be in His family and to call Him "Daddy." The only thing stopping us from receiving God's special gift of being in His family is our sin. Sin is being selfish and doing wrong things. God cannot have sin in His family. The good news is that Jesus took the punishment for our sin. Jesus takes our sin and God puts His goodness in our hearts. First, we must confess or tell our selfish sin to God. Second, we must believe that Jesus took the punishment for that sin. Then we can be forgiven and become part of God's family. We are never too young to ask Jesus to forgive our sins and to become part of God's family.

Today's Memory Verse

This all-surpassing power is
from God and not from us.
2 Corinthians 4:7

Soft or Hard Heart



Make faces that show different emotions. Have fun letting your preschool child mimic those expressions. Then talk about the facial expressions that show a hard, stubborn heart (see girl above) and a confessing, repenting heart (see reverse side of this page). Practice both postures with your child. When you hold your hands out against something, say "No" or "I won't obey." When you kneel in prayer, say "Thank You, Jesus, for dying for my sin. Help me have a soft, obedient heart." Practice a kneeling position often this week.

Lord, I Want to Be a Christian in My Heart
(tune: "Were You There?")

Lord, I want to be a Christian in my heart.
Lord, I want to be a Christian in my heart.
Oh-oh-oh-oh, sometimes it causes me to tremble, tremble, tremble.
Lord, I want to be a Christian in my heart.

Lord, I want to have your goodness in my heart.
Lord, I want to have your goodness in my heart.
Oh-oh-oh-oh, sometimes it causes me to tremble, tremble, tremble.
Lord, I want to have your goodness in my heart.

* For tunes to songs, ask about the preschool tape.



When we give Jesus our sin, He gives us His goodness.