



Materials I Need:

Legend:



= Option 1, Appropriate for 1<sup>st</sup> – 2<sup>nd</sup> Grade



= Option 2, Appropriate for 3<sup>rd</sup> – 6<sup>th</sup> Grade

Memory Work:

“But we have this treasure in jars of clay to show that this all-surpassing power is from God and not from us.” 2 Corinthians 4:7 (NIV)

Suggested Thematic Track:

① Fix Your Hope in Heaven

HOOK: Possessions Now or Forever (*Activity/Discussion*)

Plain Brown Wrapper (*Object Lesson/Discussion*)

When Death Comes (*Discussion*)

Unworthy Vessels (*Activity*)

Having Hope (*Activity*)

Temporary vs. Eternal (*Discussion*)

Earthly Tent (*Activity/Discussion*)

LOOK: Jars of Clay (*Craft*)

Our Hope in Christ (*Discussion/Booklet*)

Paul’s Hope in Times of TESTING (*Worksheet*)

Body of Clay (*Activity*)

Look at My Body Now! (*Activity*)

Jar of Clay (*Craft*)

Memory Verse Pantry (*Craft*)

Seen or Unseen (*Discussion*)

Arrange the Jars (*Memory Game*)

TOOK: Jars for Jesus (*Discussion*)

Portrait of Paul (*Activity*)

Jars of Clay (*Worksheet*)

Paul’s Message (*Worksheet*)

Jars of Clay (*Music Discussion*)



Clay Family Portrait (*Craft*)

Make It Our Goal (*Game*)



➤ Complementary Activities



Hook:





① Possessions Now or Forever (*Activity/Discussion*).   Have the students list the items and/or activities in which they find their greatest pleasure. What is their most valuable possession? What is their favorite thing to do? Ask the students to name which items they have listed that are temporary and put a “T” next to that item. Ask them to name which items are eternal and put an “E”

next to those items. Discuss with the students some ways to spend our time on earth so that the things we have are eternal, not temporary (prayer time, worship, Bible study, helping others).

- ① **Plain Brown Wrapper (Object Lesson/Discussion).**   Bring in at least one plain and one fancy package for each small group or table as described below.
1. Plain package(s): Use a plain brown sack or wrap a box in plain brown package paper with strapping tape. Put in enough candy for all students in the group—something that would remind the students of treasure, such as gold-wrapped chocolate coins or candy rings and necklaces.
  2. Fancy package(s): Use a gift bag with tissue and ribbons or wrap a box with giftwrap and add a fancy bow. Put a few peas or green beans (canned or frozen) into a sandwich-size plastic bag.
  3. Seat the students in groups.
  4. Have each group send a representative to the front of the room to choose a package for his or her group.
  5. Wait for the students to react to what they find in the packages. Discuss with them how we sometimes assume that fancy containers hold good things, while plain, average ones hold nothing of value. Tell the students that in today's lesson they will find that God puts His treasure in plain, ordinary jars of clay. Ask them to listen to discover what this treasure is and what (who) these containers really are.



- ① **When Death Comes (Discussion).**   Discuss with the students how it is sometimes a little scary to talk about death. Ask them the following questions:
6. Did you know that Paul was actually encouraged in his suffering by thinking about what would happen when his life ended?
  7. What do you know about death for a Christian?
  8. What happens to a believer in Christ after he dies?
- List some answers that the students offer. Try to get into some detail. For instance, if they say "heaven" ask what they know about heaven.
1. What will happen there?
  2. What will heaven be like?
  3. What will we be like?

Explain to them that Paul told the Corinthians some things that he knew about *the afterlife* to encourage them.

- ① **Unworthy Vessels (Activity).**   You will need:
- a variety of containers, such as:
    - a paper cup, a sandwich bag, a crumpled piece of wax paper, a small box, a hat, a food storage container, a trash can, a tool box, etc.
  - an equal amount of special items that have value, such as:
    - a \$20 dollar bill, a nice piece of jewelry, a special picture, an heirloom, a special coin, etc.

Ask the students the following questions:

1. Do you have anything that has great value to you?
  2. In what kind of container do they keep this item?
  3. Is the container as special as the valued item inside?
  4. Could you have a container that is so elaborate that the item inside might seem less valuable?
- Have the students decide which items would best be suited for each of the containers. Let them work on this as a team. Chances are that they will have a difficult time deciding which item would be best suited for what container because all of the containers are unworthy of holding these precious items. Tell them that this morning they will hear how Paul compared himself with a fragile and unworthy container for a treasure far greater than any of these items here today.

- ① **Having Hope (Activity).**   As the students enter the classroom, tell them that at the end of the HOOK time and before the Bible Adventure, you will give them each a wonderful surprise. They will need to be patient and wait for this surprise. Provide activities for them that they can do during this time. The activities could include some unpleasant tasks or activities that they may not find enjoyable, such as cleaning, sitting still and quiet, or working math problems. Continue to remind them of the special surprise that they will be receiving. Ask them what they think it might be, and if they are hoping that it will be happening soon. Obviously this activity should be designed so that they anticipate the surprise and help them endure the time they have to wait. Once the time is complete, pass out a surprise treat and discuss how the anticipation and hope of this special treat

helped them to pass the time.



① **Temporary vs. Eternal (Discussion).** 🦋, 🦋 The purpose of this discussion is to help the students grasp the concept of eternity. As difficult as this is to understand, it needs to be kept simple for the students. Ask them questions such as:

1. Describe what is happening in this classroom right now.
2. Describe what will happen tomorrow. How can we be sure of that?
3. What's the difference between what is happening now and what will happen tomorrow, next week, or in 50 years?
4. How old are you? How old are your parents? How about your grandparents?
5. Have you ever known anyone who has lived past the age of 100?
6. Can anyone live forever?
7. Can we be sure of anything that will happen in the future or what we have not seen?
8. If we have hope that we will live with Christ in heaven for all eternity (forever and ever), should we look at the everyday events here on earth differently?



① **Earthly Tent (Activity/Discussion).** 🦋, 🦋 Bring a tent to class. As the students come in, have them set up the tent. When class begins, ask the students the following questions:

1. Do any of you have a tent?
  2. When do you use your tent?
  3. How do you feel when you are camping in your tent and it rains or snows? Do you grumble?
  4. Are tents made to be permanent places to live? Why or why not?
  5. Why didn't I bring my house in today? My house is a permanent residence.
- Today we will see how Paul compares his present mortal body to an "earthly tent," which we inhabit for a time. Paul is looking forward to his eternal house in heaven, which is not built by human hands. Paul fixed his eyes "not on what is seen, but on what is unseen." (4:18).



➤ **2 Corinthians One-Sent Take-Home (Review).** 🦋, 🦋 Follow up with the students' take-home Scripture work each week during HOOK time—whether pre-HOOK, as the students come into the classroom, or post-HOOK, after a HOOK activity and before the BOOK as a review. Reward the students who have memorized last week's verse with the next sticker for their One-Sent Flying Disc. Challenge them according to their ability to memorize all the key verses in 2 Corinthians up to the current week's lesson. An additional challenge to memorize the outline itself (i.e., The Apostle and His Comfort, The Apostle and His Message, etc.) can be given, as appropriate.



## Book:

### Presentation Ideas –



Jars of Clay (Illustration/Coloring Page). 🦋, 🦋 2 Corinthians 4:7, 2CO03.GF1.



Paul's Various Hardships (Illustration/Coloring Page). 🦋, 🦋 2 Corinthians 4:8-10, 11:23-28, 2CO03.GF2.

### Bible Adventure for 1<sup>st</sup> – 6<sup>th</sup> Grades –

As we go through our study of 2 Corinthians, one thing stands out very clear—life was not easy for the Apostle Paul. He faced tremendous hardship and suffering as he traveled around sharing the Gospel of Jesus Christ. He even went so far as to say that he and Timothy were suffering so intensely that it was "far beyond our ability to endure, so that we despaired even of life" (1:8b). However, and this is a BIG however, God delivered them from those painful trials and He kept on delivering them. Paul declared, "On Him we have set our hope that He will continue to deliver us" (1:10b). Paul's hope was fixed firmly upon his great God. It was not wishful thinking; rather, it was a complete confidence that God would always be faithful. As it says in Hebrews 11:1, "Now faith is being sure of what we hope for and certain of what we do not see." Paul was sure that God's power would meet his every need, and one day he would stand in heaven and see his wonderful Savior face to face. These hopes kept him going while he endured the great hardships of his apostolic ministry.

Paul was quick to admit that he was very weak in and of himself. Yet at the same time he was filled with

God's power. While preaching the Gospel, he faced situations that seemed impossible for him to overcome. Paul may have often thought to himself, "I can never do this!" However, Paul had a very interesting way of looking at God's power working through him, even though he was weak and inadequate. He stated in 2 Corinthians 4:7, "But we have this treasure in jars of clay to show that this all-surpassing power is from God and not from us." The treasure Paul referred to was the powerful Gospel truth, and the jars of clay he referred to were his and the other peoples' weak lives. The same is true today. The treasure of the Gospel of Christ is spread throughout the world by weak and imperfect Christians who are like fragile jars of clay. God did this so no one would put his or her hope in any person but rather in Him and all His glory and goodness.

As a fragile jar of clay, Paul kept on preaching. He and his fellow workers were "always being given over to death for Jesus' sake" so that the life of Christ could be seen and known as others heard them tell of the Gospel (4:11). Paul gave four reasons why he chose to live a life of such difficulty instead of trying to live a life of comfort and ease. First, God gave him great faith. Paul believed with all his heart that Jesus could deliver people from the darkness and hopelessness of sin. He couldn't help but share this wonderful news. He was called by God to tell others of His excellencies, and by faith, Paul gladly obeyed. Second, Paul preached because of the fact that Jesus was raised from the dead. This proved that He was indeed the promised Savior, and everything He taught while He was on earth was true. Furthermore, Paul knew that just as God had raised Christ from the dead, he would one day raise all believers to live with Him forever in heaven. Third, Paul had such a great love for others that he lived a life of hardship so that people could hear of Jesus and know and love Him just as Paul did. The fourth reason Paul mentioned was that he wanted God to receive glory. As the grace of God reached more and more people through the spreading of the Gospel, more and more people would overflow with thanksgiving for God's goodness and salvation. The praises of these people would glorify God and further spread the news of His goodness and greatness. For all these reasons, Paul did not focus on his suffering but on the eternal joy that came from being a minister of the life-giving Gospel.

Clearly, Paul did not lose hope in his suffering. He was well aware that his outward body was getting old and wearing out, and yet he took great joy in knowing that God was preparing him inwardly, day by day, to live forever in the joys of heaven. In fact, in spite of all the suffering that he endured, Paul called his troubles "light and momentary" compared to all the goodness that God had waiting for him. First, Paul knew that he would have a perfect, resurrected body. He called his earthly body just a temporary tent, but his body in heaven would be like a permanent house built by God Himself. Paul stated that all Christians groaned and longed to be rid of their sinful earthly bodies and to finally have their resurrected bodies that would last forever and ever. Second, Paul was confident that when he died, he would see Jesus and be able to have a perfect relationship with Him. However, Paul stated that while a believer is still on this earth, God has promised to give him or her the Holy Spirit "as a deposit, guaranteeing what is to come" (5:5). This means that the Holy Spirit gives the believer confidence that when he dies, he will be with Jesus and will be able to enjoy Him completely with nothing getting in the way. In the meantime, the Holy Spirit gives the believer the strength to obey God and be comforted by His presence. Third, Paul looked forward to the judgment seat of Christ where he would be rewarded for all of his good deeds. Paul made it his ambition to please the Lord whether he was on earth or in heaven. Then he could hear the words from his beloved Savior, "Well done, good and faithful servant." Knowing that he pleased the Lord meant more to Paul than anything else.

Paul had an eternal perspective. This means that he did not set his hope on the temporary things of this world that do not last. Rather, he set his hope on the unseen things that God had prepared for him in heaven. He was confident that nothing he could ever see or experience on this earth could begin to compare with the glorious things that God had waiting in heaven for those who love Him. This is called living by faith and not by sight. When suffering came his way, Paul thought about how he could please his Lord and whether or not his actions would matter for eternity. Every Christian should have this perspective. Even though we cannot see Him, we can have faith that He will meet our every need. When we face suffering, we can know that it will not last, but tremendous things that God has waiting for us in heaven will never fade.

### Aim Questions

1. **What was Paul comparing when he spoke of “this treasure in jars of clay”?** *(The greatness of the Gospel and the inadequacy of the people who carry it to others.)*
2. **Why was Paul “always being given over to death for Jesus’ sake”?** *(So that the life of Christ could be seen and known by others through the Gospel.)*
3. **What continued to motivate Paul in his difficult ministry?** *(The all-surpassing power of God and the certain hope in the unseen and eternal things of heaven.)*
4. **What does it mean to hope for something?** *(To expect something that is unseen with confidence and certainty.)*
5. **What are the eternal things upon which Paul always fixed his hope?** *(The resurrected sinless body, perfect communion with Christ, the reward of Christ’s pleasure when we are before the judgment seat, and the unveiled glory of God.)*
6. **What does it mean to have an eternal perspective?** *(To understand that those things that God has prepared in heaven are far more valuable than anything found in this life.)*
7. **What are the things that you think about and talk about most? Are they temporary or eternal?**



### Look:



#### ① Jars of Clay (Craft). Each student will need:

- 5"x5" piece of cardboard—colored, painted, or covered with construction paper.
- lump of modeling clay
- small container of water
- memory verse from **2CO03.GF3 Pg. 1** copied onto cardstock
- “Gospel of Christ” strip from **2CO03.GF3 Pg. 2** copied onto cardstock
- coloring crayons
- glue
- glitter

Have the students follow the directions below to complete their crafts:

1. Construct a clay jar by using the coil method.
2. Make sure to start with the bottom of the jar and build on top of that.
3. Roll the clay out into long snake-like strips and coil them upwards, forming the pot.
4. Smooth these coils together by rubbing with your fingers.
5. Dip your fingers in water, as needed, to smooth the surfaces of the jar.
6. Once the jar is completed, use a spatula to move it from the table to the center of the 5" x 5" piece of cardboard.
7. Paste the memory verse across the front edge of the cardboard.
8. Insert “The Gospel of Christ” strip into the finished pot.


Option 1: If you want to keep this craft simple, you might simply have the students color and add glitter to the “The Gospel of Christ” strip, and insert it into the completed jar.

Option 2: If you want to take this a step further, you can have the students fill the jar with something more interesting such as gold foil, brightly-colored tissue paper with curly ribbon, or fanciful chenille wires springing out of the jar. Include the “Gospel of Christ” strip in the design in some way. The greater the contrast between the contents and the container, the more successful this craft will be.



#### ① Our Hope in Christ (Discussion/Booklet). Each student will **2CO03.GF4 Pgs. 1-3**

copied onto white or light-colored paper. Have them assemble these pages into a small booklet and look up each of the verses. Use the verses as you lead the students through a discussion of the hope that Christians have when they give their life to Christ. Help them to write words or a short phrase on the page opposite (backside of the previous verse page), which will help them remember what the verse says. If time allows, the students can color or decorate the cover and pages of their booklets.

-  ① **Paul's Hope in Times of TESTING (Worksheet).** 🎨, 🦋 Have the students complete **2CO03.GF5 Pg. 1** to have a better understanding of Paul's hope in times of testing. *Answer Key: 2CO03.GF5 Pg. 2.*

-  ① **Body of Clay (Activity).** 🎨, 🦋 You will need:

overhead transparency of **2CO03.GF6**  
a piece of butcher paper long enough to hang from the classroom ceiling and almost touch the floor  
scissors  
overhead projector  
a camera (Polaroid would be fun; otherwise, the students can be given their pictures next classtime as a review)  
mirror (optional)  
heavy black marker (option #2)  
brown marker, crayon or paint (option #2)

1. Cut an oval hole in the butcher paper just large enough for a student to put his face and chin through.
2. Calculate the placement to be about head high for the students if the paper were hung in the classroom.

Option #1: Hang the butcher paper in the classroom. Project the picture of the jar onto the paper so that the hole is in the upper part of the jar picture. Let the students take turns standing behind the paper and putting their faces through the hole, while you take their pictures. If you are using a regular camera, it would be fun to have a mirror and hold it so that the students can see what they look like without having to wait a week. During the picture process, there will be lots of time to repeat the verse and for discussion about what Paul meant when he said, "We have this treasure in jars of clay."

Option #2: Hang the butcher paper on the wall at the same height that it would be in the classroom. Project the picture of the jar onto the paper so that the hole is in the upper part of the jar picture. Trace the outlines of the jar with black marker. Add brown color, shading the sides and lower part of the jar darker to give a 3D effect, and hang the butcher paper in the classroom. Let the students take turns standing behind the paper and putting their faces through the hole, while you take their pictures. If you are using a regular camera, it would be fun to have a mirror and hold it so that the students can see what they look like without having to wait a week. During the picture process, there will be lots of time to repeat the verse and for discussion about what Paul meant when he said, "We have this treasure in jars of clay."


-  ① **Look at My Body Now! (Activity).** 🎨, 🦋 The teacher will need:

overhead transparency of **2CO03.GF7 Pgs. 1 & 2**  
2 pieces of butcher paper long enough to be hung from the classroom ceiling and almost touch the floor (only one piece for option #1)  
scissors  
overhead projector  
a camera (Polaroid would be fun; otherwise, the students can be given their pictures next classtime as a review)  
mirror (optional)  
heavy black marker (option #2)  
colored markers, crayons or paint (option #2)

1. Cut an oval hole in the pieces of butcher paper just large enough for a student to put his face and chin through.
2. Calculate the placement to be about head high for the students if the paper were hung in the classroom.

Option #1: Hang the piece of butcher paper in the classroom. Project the picture of the tent onto the paper so that the hole is in the upper part of the tent picture. Let the students take turns standing behind the paper and putting their faces through the hole, while you take their pictures. Then change the transparency to the house picture. Photograph the students again. If you are using a regular camera, it would be fun to have a mirror and hold it so that the students can see what they look like without having to wait a week. During the picture process, there will be lots of time for discussion about what Paul meant when he said that our present body is like a tent and that we look forward to a new body that's more like a house.

Option #2: Hang the pieces of butcher paper on the wall at the same height that it would be in the classroom. Project the picture of the tent onto one piece of paper so that the hole is in the upper part of the tent picture. Trace the outlines of the tent with black marker. Repeat this process for the house picture. Take the papers down and have the students color them, and then hang the butcher paper in the classroom. Let the students take turns standing behind the paper and putting their faces through the hole, while you take their pictures. If you are using a regular camera, it would be fun to have a mirror and hold it so that the students can see what they look like without having to wait a week. During the picture process, there will be lots of time for discussion about what Paul meant when he said that our present body is like a tent and that we look forward to a new body that's more like a house.

 ① **Jar of Clay (Craft).** 🧵 Each student will need:

single pack of Model Magic modeling material, preferably brown  
verse label from **2CO03.GF8** (this verse was in last week's lesson and immediately precedes the verse about jars of clay in 2 Corinthians 4)  
jewel decorations (approximately six)

Show the students how to make a pinch-pot as follows:


1. Roll the clay in your hands, forming it into a ball.
2. Push your thumb into the middle of the ball.
3. Turn the clay around and around, gently pressing the clay between your thumb and fingers to form the sides of the pot, thinning them to about ¼" thick.
4. Flatten the bottom of the pot against the table so that it will stand.
5. Glue some jewels on the memory verse label in the spaces around the verse. This can be rolled up and placed in the pot when it is dry.

It takes 24 hours for Model Magic to dry, so you may want the students to leave it in the classroom until next week. Explain to them that God has placed His treasure in jars of clay. The treasure is the Gospel of Jesus Christ which is like a light shining in a dark world. This light has been placed in the believer's heart to carry out to others so that they may know the glory of God. The believer is a jar of clay meant to carry the greatest treasure known to man. Discuss with the students just how amazing it is to have this purpose in life. Nothing else matters in life besides shining His light to others still in the darkness.

 ① **Memory Verse Pantry (Craft).** 🦋 Each student will need:


1 copy of **2CO03.GF9 Pg. 1** copied onto light brown paper  
1 copy of **2CO03.GF9 Pg. 2** copied onto brown or white cardstock  
scissors  
glue  
colored markers

Have the students cut out the jars and arrange them in the correct order to complete the memory verse. Then have them glue the paper jars onto the pantry shelf and decorate.

 ① **Seen or Unseen (Discussion).** 🧵, 🦋 Discuss with the students 2 Corinthians 5:7 and how we are to "live by faith, not by sight." Ask them in what do we place our faith. Explain that Paul went through many kinds of persecutions, yet always fixed his hope on God. Ask the students the following questions:

1. When you have been wronged or hurt, what do you do?
2. On whom do you depend?
3. What does it mean to hope?
4. What did God give to us as a guarantee for what is to come (2 Corinthians 5:5)?
5. In what do you place your hope?
6. What are the things that you think about most? Are they temporary or eternal?

Discuss with them how Paul looked forward to being at home with the Lord, whom he could not see. He did his best to serve God on earth so that he could see his hope in heaven. Ask: "Are you looking forward to eternity in heaven?"

 ① **Arrange the Jars (Memory Game).** 🧵, 🦋 Make two or three copies of **2CO03.GF9 Pg. 1** for each table and cut apart. Mix up each group of jars. Have the students work in groups to complete the memory verse. Let the students compete with each other to see who can put the jars in order the fastest.



- **Aim Questions (Worksheet).** 🎨 Have the students answer the Aim Questions about today's Bible Adventure, **2CO03.GF10**.
  - **Passage Review Questions (Worksheet).** 🎨, 🦋 This booklet contains many questions from the Scripture passage covered in today's lesson. Students may work on them in class and complete them during the week at home, **2CO03.GF11**.
  - **2 Corinthians 4:7 (Memory Verse Song).** 🎨 Words and music for today's memory verse are available upon request from Children's Ministry.
- 



### Took:

- ① **Jars for Jesus (Discussion).** 🎨, 🦋 Discuss with the students how Paul compared himself to a clay jar because it was fragile, plain, and unworthy of holding such a wonderful treasure such as the Gospel of Christ. We, too, can be viewed as unworthy vessels to carry the Gospel to the world. Discuss with the students ways in which they might humbly display God's power to those around them this next week. The key is humility, giving glory and honor to God for all that we do. Have the students pray for opportunities to reveal God's glory to their friends, family, neighbors, and schoolmates this next week.
- ① **Portrait of Paul (Activity).** 🎨, 🦋 Explain that this week the students will be adding new characteristics and information to Paul (see the first week's lesson plan for explanation of this activity). Ask them to add any other characteristics that they might see to this list. They learned that Paul was:
  - Persevering (4:8, 9)
  - Hopeful (4:18)
  - Living by faith (5:7)
  - Anticipating heaven and eternal life with Christ (4:16, 17)
  - An unworthy vessel for carrying the Gospel (4:5)
  - Wanting to please God (5:9)
- ① **Jars of Clay (Worksheet).** 🎨 Explain to the students that Paul compared himself to a jar of clay that was used to carry treasures. Using **2CO03.GF12**, have the students draw a line from each treasure to the jar in which it may have been carried. Next, have them circle the picture of the treasure Paul was spreading. Discuss with the students how we are fragile and disposable clay vessels purposed to carry the Gospel message to others. Explain that God chose to spread His treasure through inadequate men and women so that the all-surpassing power of this treasure was understood to be His power and not that of the messenger.
- ① **Paul's Message (Worksheet).** 🎨, 🦋 Have the students use the key to solve the message on **2CO03.GF13**. Ask the students what the meaning of Paul's message was. *Answer: But we have this treasure in jars of clay to show that this all-surpassing power is from God and not from us.*
- ① **Jars of Clay (Music Discussion).** 🎨, 🦋 Bring in a CD player and a "Jars of Clay" CD. Tell the students that there is a Christian music group that calls itself "Jars of Clay." (You may want to play one of their songs). Ask them the following questions to create a discussion:
  1. Do you think that's a good name for a band?
  2. What do you think they had in mind when they decided on this name?
  3. What are they saying about themselves?



① **Clay Family Portrait (Craft).**   Each student will need:

**2CO03.GF14 Pg. 1** copied onto white paper  
**2CO03.GF14 Pg. 2** copied onto white paper  
1 piece of 8½ X 6" light colored construction paper  
memory verse label from **2CO03.GF14 Pg. 3**  
scissors  
glue  
crayons or colored markers

Have the students follow the directions below to complete their crafts:

1. Glue the construction paper background inside the frame.
2. Turn the frame to the landscape.
3. Choose the jars from the drawings on **2CO03.GF14 Pg. 2** that best represent the members of your own family. (If you need two of the same drawings you may borrow from someone who is not using that drawing from his sheet.)
4. Glue these jars of clay into the picture.
5. Glue the larger ones on first, then the smaller ones in front and a little lower. They can overlap a little.
6. Add some color to the frame and accessories.
7. Glue the memory verse label at the bottom of the frame.

Explain to the students that we are all jars of clay. Ask the following questions: Do we have this treasure? How can your family show "that this all-surpassing power is from God and not from us?"



① **Make It Our Goal (Game).**   You will need:

a soft ball that can be kicked (such as a Nerf football)  
rewards (maybe three)



If the teacher desires to make Olympic-type medals, he or she will need:  
three 2-foot pieces of ribbon  
6 gold or silver adhesive seals

Prepare by drawing a goal or football goal post on the board, as big as possible. Inside the uprights or the net, write **TO PLEASE HIM**. If desired make medals by putting two silver or gold adhesive seals together back-to-back, with both ends of a piece of ribbon stuck between them. To play the game:

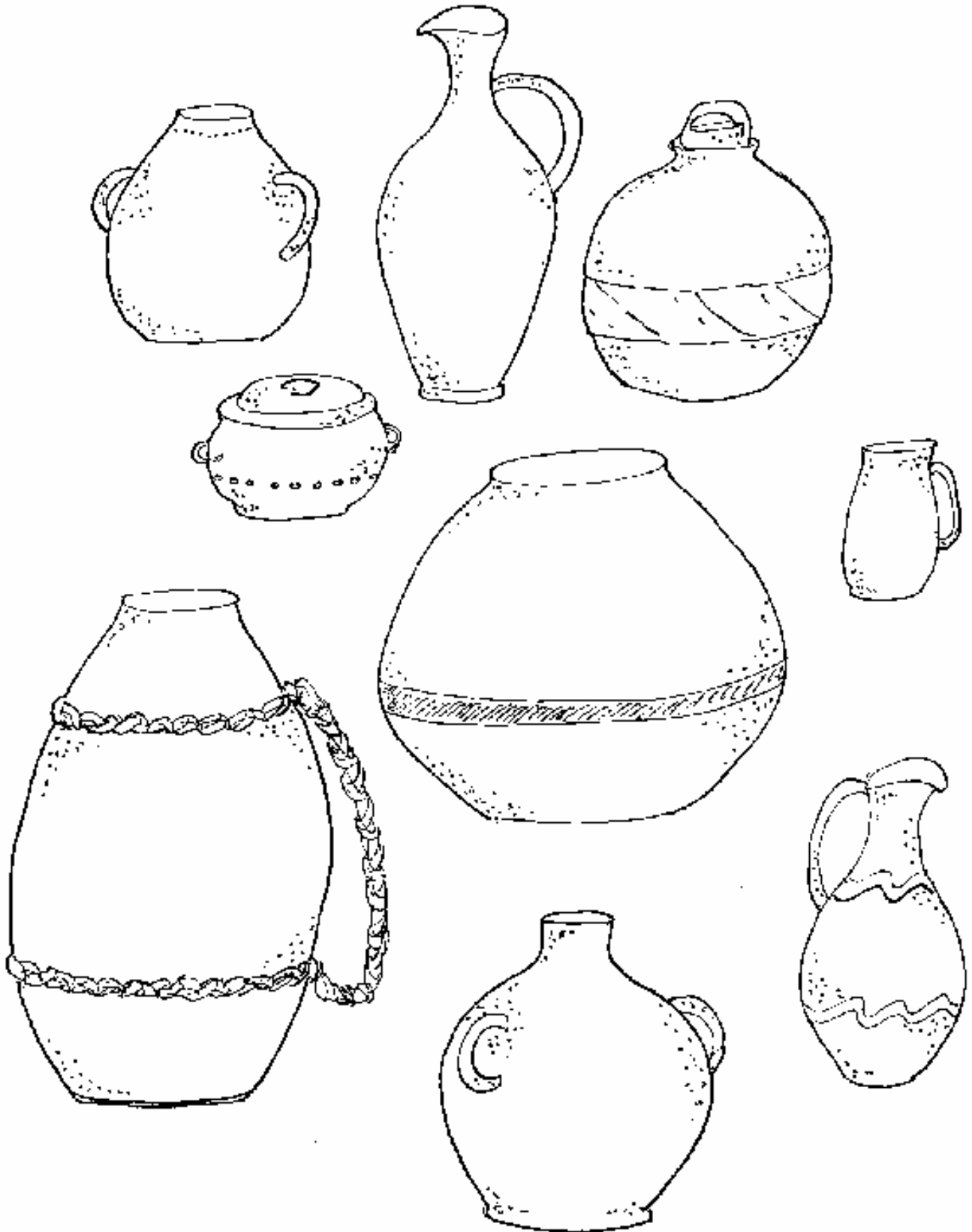
1. Have the students line up facing the board.
2. Read 2 Corinthians 5:9: "So we make it our goal to please Him, whether we are at home in the body or away from it."
3. Have each student say something that they can do that pleases the Lord and then drop-kick the ball into the goal.
4. Keep track of how many times each student hits the goal.
5. Let each have several turns as time allows.

Read 2 Corinthians 5:10: "For we must all appear before the judgment seat of Christ, that each one may receive what is due him for the things done while in the body, whether good or bad." Explain to the students that the original word for judgment seat was Bema Seat. It was a platform in the center of Corinth and many other cities where disputes and crimes were judged. It was also a place where rewards were given out to the winners of athletic events. Paul pictured Christ as the Judge who gives out awards for the things we do in this life that please Him. Give rewards to the students who hit the goal most often.

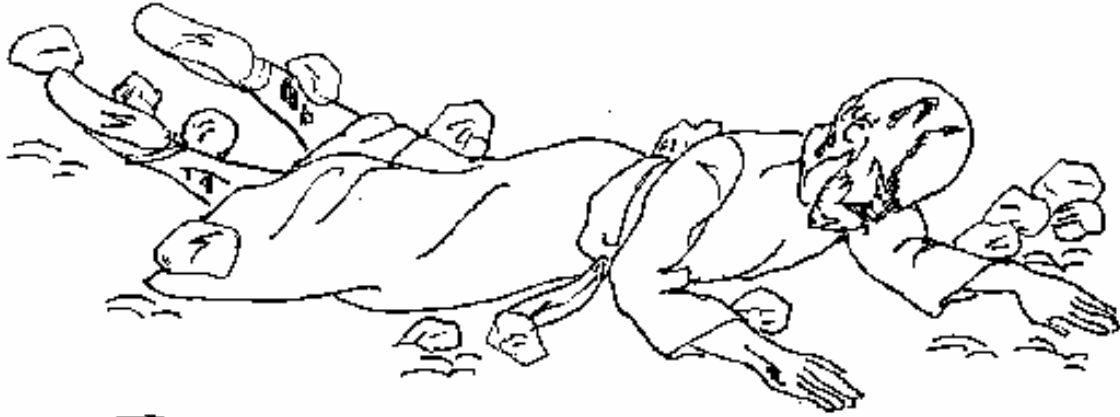


➤ **2 Corinthians One-Sent Take-Home (Review).**   Review today's memory verse with the students and encourage them to master it over the week. Remind the students that those who can say their verse at the beginning of next week's class will be rewarded with the sticker for that lesson. Challenge a new student each week during this time to take a One-Sent Flying Disc and explain to the class the book of 2 Corinthians as he or she has learned it this far. Have him or her explain everything that is on the flying disc and say the verses that correspond with each sticker. This is a great review of the outline for 2 Corinthians, and it will help prepare the students to use the flying disc as a tool for explaining Paul's ministry to others who ask about the flying disc.

# Jars of Clay



# Paul's Various Hardships





The Gospel of Christ

The Gospel of Christ

The Gospel of Christ

The Gospel of Christ

The Gospel of Christ

The Gospel of Christ

The Gospel of Christ

The Gospel of Christ

The Gospel of Christ

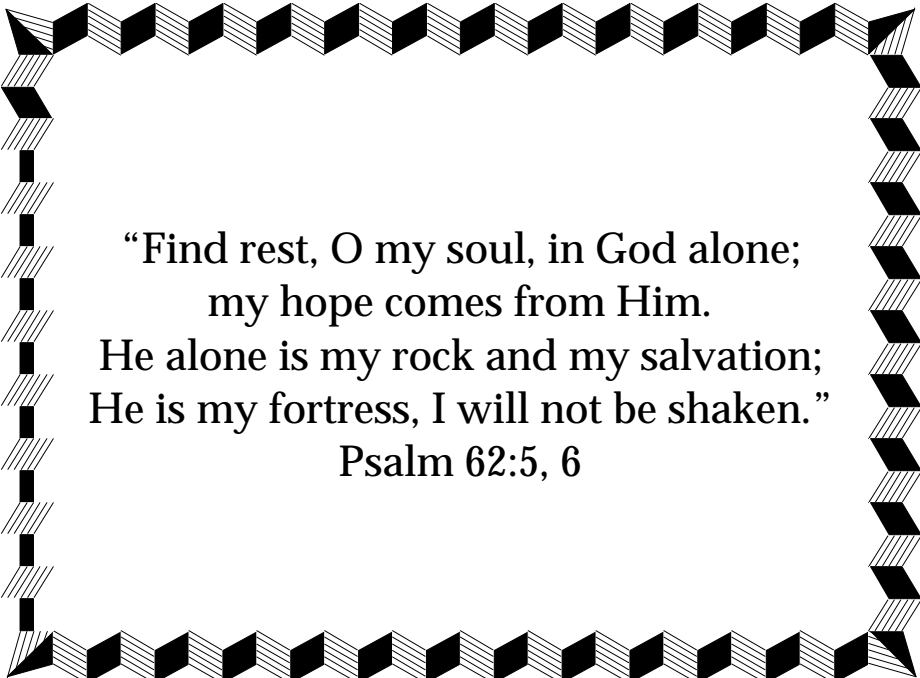
The Gospel of Christ

The Gospel of Christ

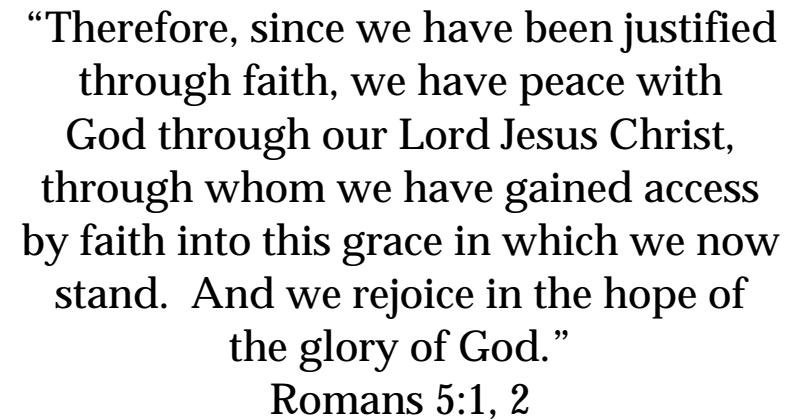
The Gospel of Christ

The Gospel of Christ

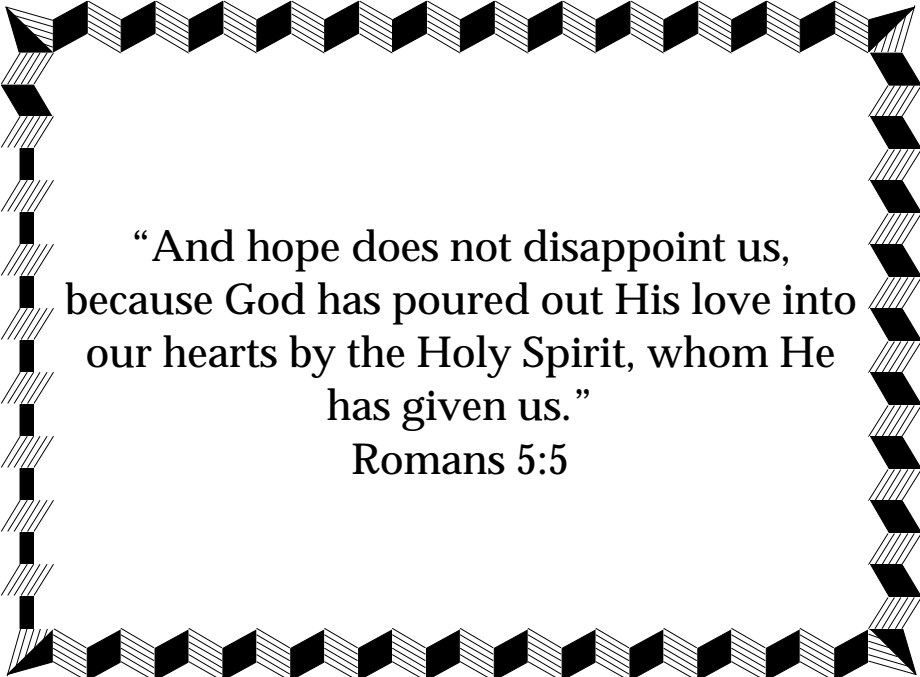
The Gospel of Christ



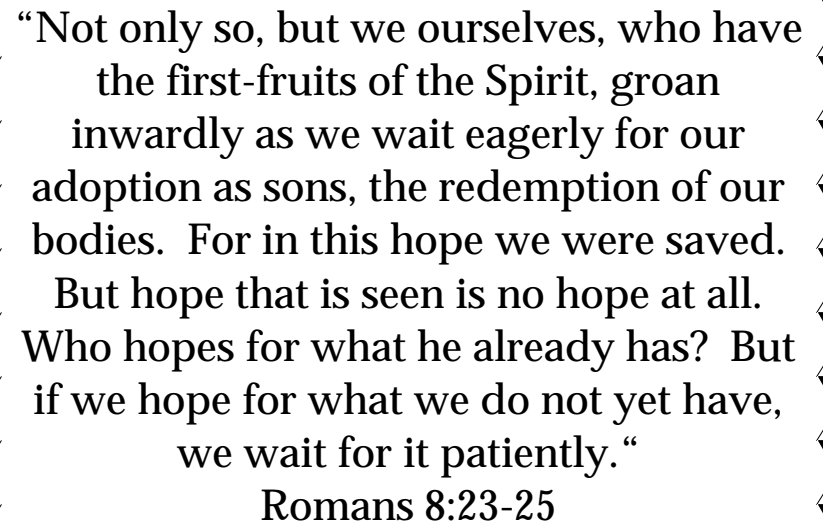
“Find rest, O my soul, in God alone;  
my hope comes from Him.  
He alone is my rock and my salvation;  
He is my fortress, I will not be shaken.”  
Psalm 62:5, 6



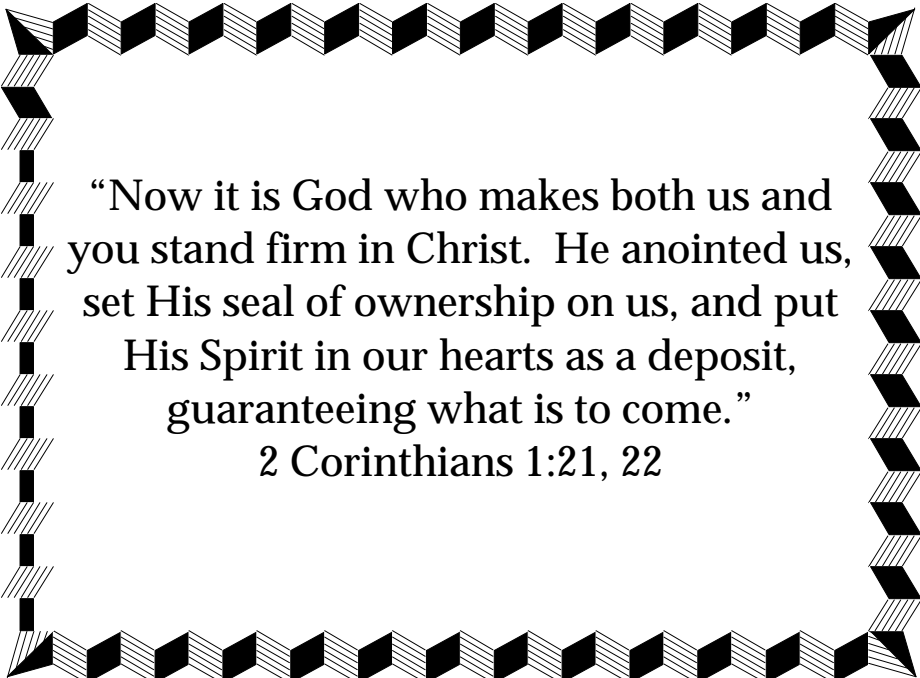
“Therefore, since we have been justified  
through faith, we have peace with  
God through our Lord Jesus Christ,  
through whom we have gained access  
by faith into this grace in which we now  
stand. And we rejoice in the hope of  
the glory of God.”  
Romans 5:1, 2



“And hope does not disappoint us,  
because God has poured out His love into  
our hearts by the Holy Spirit, whom He  
has given us.”  
Romans 5:5

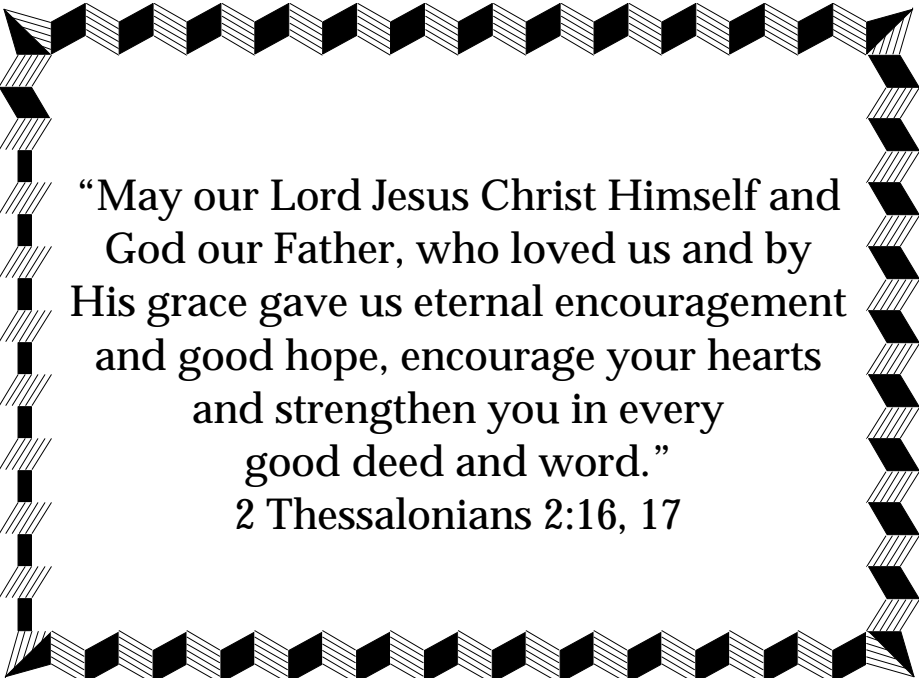


“Not only so, but we ourselves, who have  
the first-fruits of the Spirit, groan  
inwardly as we wait eagerly for our  
adoption as sons, the redemption of our  
bodies. For in this hope we were saved.  
But hope that is seen is no hope at all.  
Who hopes for what he already has? But  
if we hope for what we do not yet have,  
we wait for it patiently.”  
Romans 8:23-25



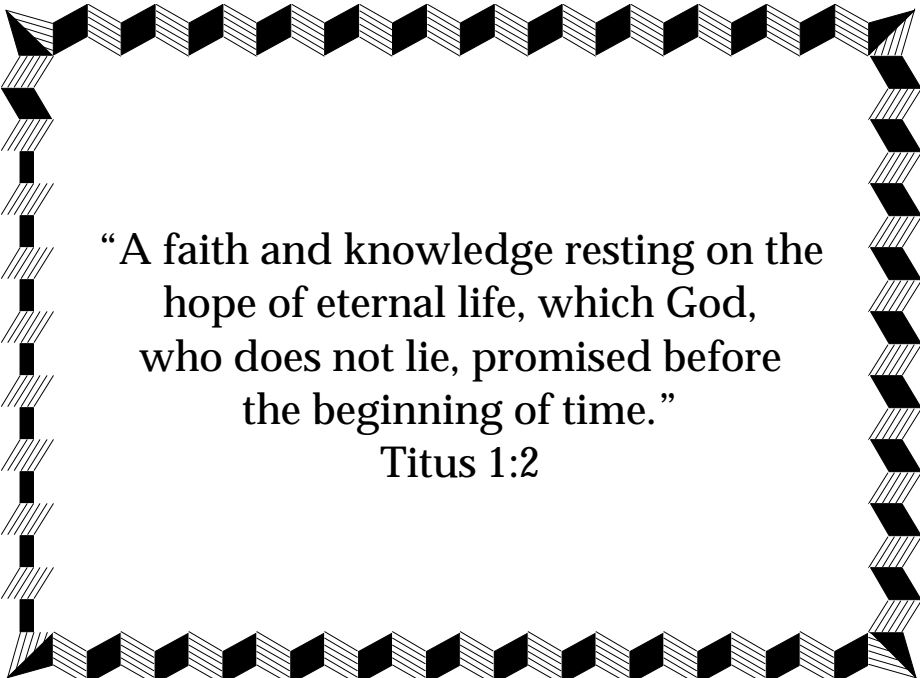
“Now it is God who makes both us and you stand firm in Christ. He anointed us, set His seal of ownership on us, and put His Spirit in our hearts as a deposit, guaranteeing what is to come.”

2 Corinthians 1:21, 22



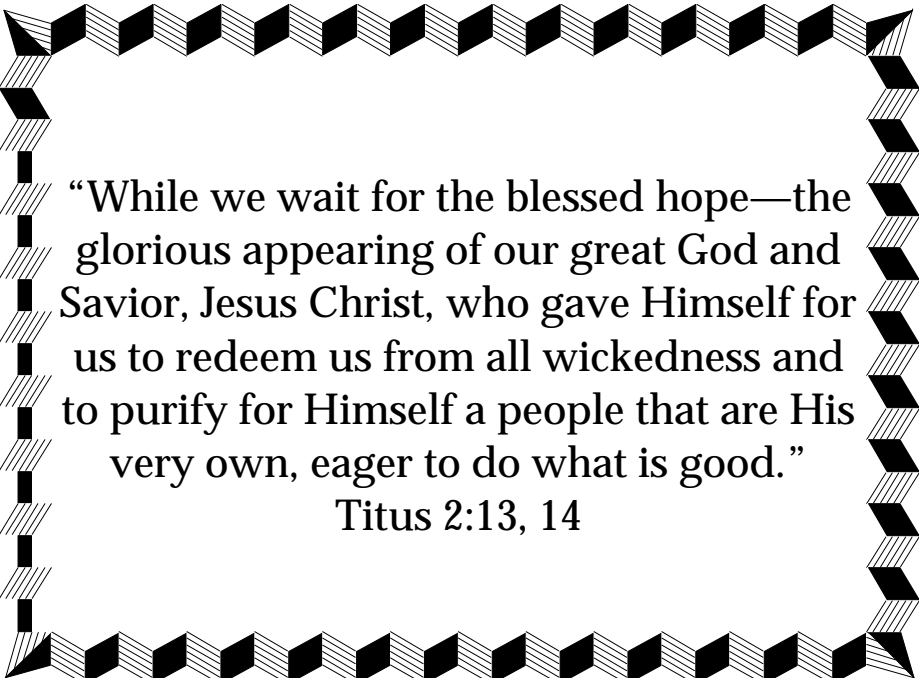
“May our Lord Jesus Christ Himself and God our Father, who loved us and by His grace gave us eternal encouragement and good hope, encourage your hearts and strengthen you in every good deed and word.”

2 Thessalonians 2:16, 17



“A faith and knowledge resting on the hope of eternal life, which God, who does not lie, promised before the beginning of time.”

Titus 1:2



“While we wait for the blessed hope—the glorious appearing of our great God and Savior, Jesus Christ, who gave Himself for us to redeem us from all wickedness and to purify for Himself a people that are His very own, eager to do what is good.”

Titus 2:13, 14

“He saved us, not because of righteous things we had done, but because of His mercy. He saved us through the washing of rebirth and renewal by the Holy Spirit, whom He poured out on us generously through Jesus Christ our Savior, so that, having been justified by His grace, we might become heirs having the hope of eternal life.”


Titus 3:5-7

“Praise be to the God and Father of our Lord Jesus Christ! In His great mercy He has given us new birth into a living hope through the resurrection of Jesus Christ from the dead, and into an inheritance that can never perish, spoil or fade—kept in heaven for you.”

1 Peter 1:3, 4

“Through Him you believe in God, who raised Him from the dead and glorified Him, and so your faith and hope are in God.”

1 Peter 1:21



# Paul's Hope in Times of TESTING

## Multiple Trials

Circle the letter by the correct answer.  
Look in 2 Corinthians 4:8-10 and 13-15.

We are pressed on every side, but not...

- A. squished
- B. crushed
- C. bent
- D. collapsing
- E. all of the above

We are perplexed, but not...

- A. worried
- B. stupid
- C. confused
- D. in despair
- E. none of the above

We are persecuted, but not...

- A. abandoned
- B. suffering
- C. paranoid
- D. weak
- E. all of the above

We are struck down, but not...

- A. eating dirt
- B. angry
- C. destroyed
- D. sitting up
- E. none of the above

Paul endured suffering because...

- A. He believed in what he was saying.
- B. He looked forward to the resurrection.
- C. The people who heard him would benefit.
- D. God would receive glory from thankful people.
- E. all of the above

## Tent or House

Put a **T** by the statements that describe this life.

Put an **H** by the statements that refer to a believer's life after death.

See 2 Corinthians 4:16 through 5:10.

\_\_\_\_\_ Outwardly wasting away, yet inwardly renewed day by day

\_\_\_\_\_ Light and momentary troubles

\_\_\_\_\_ Eternal glory that far outweighs our present troubles

\_\_\_\_\_ We fix our eyes on what is unseen

\_\_\_\_\_ Seen and temporary

\_\_\_\_\_ Presently unseen, but eternal

\_\_\_\_\_ A body that can be destroyed

\_\_\_\_\_ An eternal body in heaven from God

\_\_\_\_\_ We groan and long for our heavenly home

\_\_\_\_\_ Mortality (we can die)

\_\_\_\_\_ Immortality (we cannot die)

\_\_\_\_\_ We have the Holy Spirit as a guarantee of what is to come

\_\_\_\_\_ Away from the Lord's presence

\_\_\_\_\_ Living by faith, not by sight

\_\_\_\_\_ Confident but not satisfied

\_\_\_\_\_ At home with the Lord

\_\_\_\_\_ We appear before the judgment seat of Christ

\_\_\_\_\_ Our goal is to please Him

# Paul's Hope in Times of TESTING - Answer Key

## Multiple Trials

Circle the letter by the correct answer.  
Look in 2 Corinthians 4:8-10 and 13-15.

We are pressed on every side, but not...

- A. squished
- B. crushed
- C. bent
- D. collapsing
- E. all of the above

We are perplexed, but not...

- A. worried
- B. stupid
- C. confused
- D. in despair
- E. none of the above

We are persecuted, but not...

- A. abandoned
- B. suffering
- C. paranoid
- D. weak
- E. all of the above

We are struck down, but not...

- A. eating dirt
- B. angry
- C. destroyed
- D. sitting up
- E. none of the above

Paul endured suffering because...

- A. He believed in what he was saying.
- B. He looked forward to the resurrection.
- C. The people who heard him would benefit.
- D. God would receive glory from thankful people.
- E. all of the above

## Tent or House

Put a **T** by the statements that describe this life.

Put an **H** by the statements that refer to a believer's life after death.

See 2 Corinthians 4:16 through 5:10.

  T   Outwardly wasting away, yet inwardly renewed day by day.

  T   Light and momentary troubles

  H   Eternal glory that far outweighs our present troubles.

  T   We fix our eyes on what is unseen

  T   Seen and temporary

  H   Presently unseen, but eternal

  T   A body that can be destroyed.

  H   An eternal body in heaven from God.

  T   We groan and long for our heavenly home.

  T   Mortality (we can die)

  H   Immortality (we cannot die)

  T   We have the Holy Spirit as a guarantee of what is to come.

  T   Away from the Lord's presence

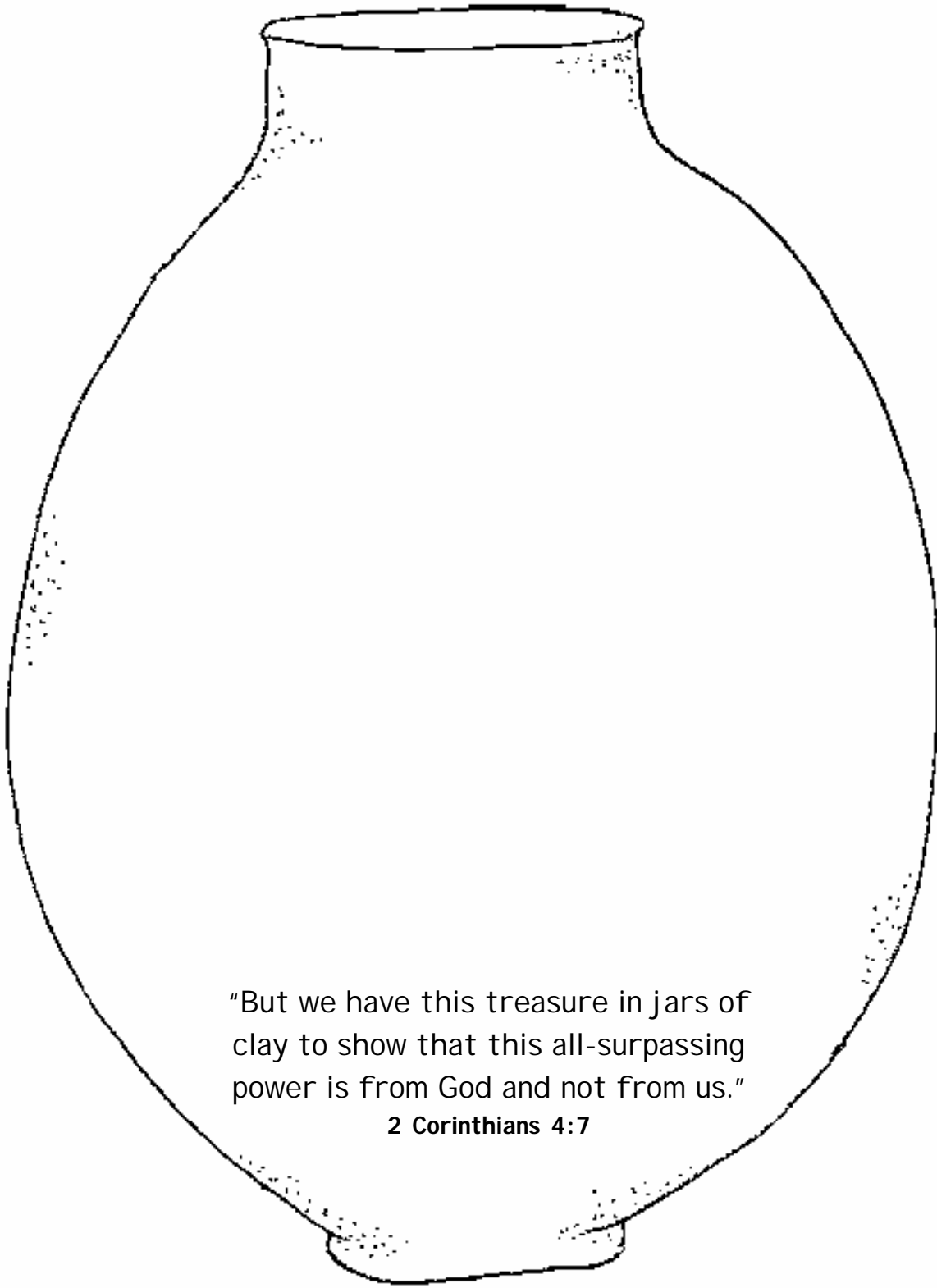
  T   Living by faith, not by sight.

  T   Confident but not satisfied.

  H   At home with the Lord.

  H   We appear before the judgment seat of Christ.


  T&H   Our goal is to please Him.



"But we have this treasure in jars of  
clay to show that this all-surpassing  
power is from God and not from us."

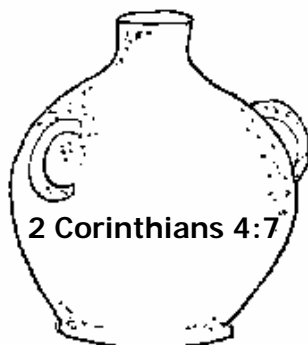
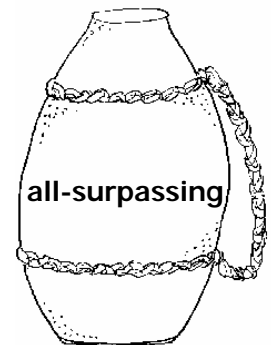

**2 Corinthians 4:7**






<p><i>"For God, who said, 'Let light shine out of darkness,' made His light shine in our hearts to give us the light of the knowledge of the glory of God in the face of Christ." 2 Corinthians 4:6</i></p>	<p><i>"For God, who said, 'Let light shine out of darkness,' made His light shine in our hearts to give us the light of the knowledge of the glory of God in the face of Christ." 2 Corinthians 4:6</i></p>
<p><i>"For God, who said, 'Let light shine out of darkness,' made His light shine in our hearts to give us the light of the knowledge of the glory of God in the face of Christ." 2 Corinthians 4:6</i></p>	<p><i>"For God, who said, 'Let light shine out of darkness,' made His light shine in our hearts to give us the light of the knowledge of the glory of God in the face of Christ." 2 Corinthians 4:6</i></p>
<p><i>"For God, who said, 'Let light shine out of darkness,' made His light shine in our hearts to give us the light of the knowledge of the glory of God in the face of Christ." 2 Corinthians 4:6</i></p>	<p><i>"For God, who said, 'Let light shine out of darkness,' made His light shine in our hearts to give us the light of the knowledge of the glory of God in the face of Christ." 2 Corinthians 4:6</i></p>
<p><i>"For God, who said, 'Let light shine out of darkness,' made His light shine in our hearts to give us the light of the knowledge of the glory of God in the face of Christ." 2 Corinthians 4:6</i></p>	<p><i>"For God, who said, 'Let light shine out of darkness,' made His light shine in our hearts to give us the light of the knowledge of the glory of God in the face of Christ." 2 Corinthians 4:6</i></p>
<p><i>"For God, who said, 'Let light shine out of darkness,' made His light shine in our hearts to give us the light of the knowledge of the glory of God in the face of Christ." 2 Corinthians 4:6</i></p>	<p><i>"For God, who said, 'Let light shine out of darkness,' made His light shine in our hearts to give us the light of the knowledge of the glory of God in the face of Christ." 2 Corinthians 4:6</i></p>
<p><i>"For God, who said, 'Let light shine out of darkness,' made His light shine in our hearts to give us the light of the knowledge of the glory of God in the face of Christ." 2 Corinthians 4:6</i></p>	<p><i>"For God, who said, 'Let light shine out of darkness,' made His light shine in our hearts to give us the light of the knowledge of the glory of God in the face of Christ." 2 Corinthians 4:6</i></p>

# Memory Verse Pantry Craft





# Aim Questions

Answer the following questions about today's Bible Adventure.

1. What was Paul comparing when he spoke of “this treasure in jars of clay”?
2. Why was Paul “always being given over to death for Jesus’ sake”?
3. What continued to motivate Paul in his difficult ministry?
4. What does it mean to hope for something?
5. What are the eternal things upon which Paul always fixed his hope?
6. What does it mean to have an eternal perspective?
7. What are the things that you think about and talk about most? Are they temporary or eternal?

*Christians should hope in the unseen and eternal things. Paul looked forward to being at home with Christ in perfect communion. This should constantly be on our minds so that we do not lose heart in following the Lord or become distracted by the trials and temptations that we see in this life.*



*“But we have this treasure in jars of clay to show that this all-surpassing power is from God and not from us.”  
2 Corinthians 4:7*

How does Paul end this section in chapter 5? (5:10)

Where does Paul say we will all appear at the end of our lives?  
(5:10)

What can people expect when they approach the throne during  
this time? (5:10)

## **Passage Review Questions**

### **2 Corinthians 4:7 - 5:10**

From whom did Paul say that the power of the Gospel was?  
(4:7)

What kinds of situations was Paul constantly in as he shared the  
Gospel with unbelievers? (4:8)

Explain what Paul is saying in verse 10. (4:10, 11)

What Old Testament passage does Paul quote here? (4:13)

Who empowered Paul to believe and then to speak the truth?  
Do believers today have this same empowerment? (4:13)

What was Paul's hope for future unseen things? (4:14)

Why does Paul say that everything he has said has been for their benefit? (4:15)

What was Paul's perspective on life and the harsh way that he was treated by unbelievers? (4:16)

How does Paul describe the troubles he was facing in comparison to the glory of heaven that awaited him? (4:17)

How was Paul able to keep this unfailing vision and hope of future unseen things? (4:18)

Why was Paul not concerned about being killed for his faith? (5:1)

What did Paul long for and expect to receive? (5:2, 3)

What do you think Paul means when he uses the word "tent" or "dwelling"? (5:1-4)

How does God show His guarantee to believers that they will all be glorified in perfect bodies upon reaching heaven? (5:5)

What does Paul mean when he says "at home in the body"? (5:6)

Where did Paul long to be, at home in the body or with the Lord? (5:8)

In either situation, what should our desire be as Christians? (5:9)

# Jars of Clay

Paul compared himself to a jar of clay, which was used to carry treasures in.  
Draw a line from each treasure to the jar that it may have been carried in.  
Circle the picture of the treasure Paul was spreading.



**“But we have this treasure in jars of clay to show that this all-surpassing power is from God and not from us.”**

**2 Corinthians 4:7**



# Paul's Message



Use the key to solve the message. What was the meaning of Paul's message?


A	B	C	D	E	F	G	H	I	J	K	L	M
a	b	c	d	e	f	g	h	i	j	k	l	m
N	O	P	Q	R	S	T	U	V	W	X	Y	Z
n	o	p	q	r	s	t	u	v	w	x	y	z

but we have this treasure in

jars of clay to show that

this all surpassing power is

from god and not from us





**"But we have this treasure in jars of clay to show that this all-surpassing power is from God and not from us."**

**2 Corinthians 4:7**

**"But we have this treasure in jars of clay to show that this all-surpassing power is from God and not from us."**

**2 Corinthians 4:7**

**"But we have this treasure in jars of clay to show that this all-surpassing power is from God and not from us."**

**2 Corinthians 4:7**

**"But we have this treasure in jars of clay to show that this all-surpassing power is from God and not from us."**

**2 Corinthians 4:7**

**"But we have this treasure in jars of clay to show that this all-surpassing power is from God and not from us."**

**2 Corinthians 4:7**

**"But we have this treasure in jars of clay to show that this all-surpassing power is from God and not from us."**

**2 Corinthians 4:7**

**"But we have this treasure in jars of clay to show that this all-surpassing power is from God and not from us."**

**2 Corinthians 4:7**

**"But we have this treasure in jars of clay to show that this all-surpassing power is from God and not from us."**

**2 Corinthians 4:7**

**"But we have this treasure in jars of clay to show that this all-surpassing power is from God and not from us."**

**2 Corinthians 4:7**

**"But we have this treasure in jars of clay to show that this all-surpassing power is from God and not from us."**

**2 Corinthians 4:7**

**"But we have this treasure in jars of clay to show that this all-surpassing power is from God and not from us."**

**2 Corinthians 4:7**

**"But we have this treasure in jars of clay to show that this all-surpassing power is from God and not from us."**

**2 Corinthians 4:7**