

**Materials I Need:**

**Legend:**



= Option 1, Appropriate for 1<sup>st</sup> – 2<sup>nd</sup> Grade



= Option 2, Appropriate for 3<sup>rd</sup> – 6<sup>th</sup> Grade

**Memory Work:**

“For God, who said, ‘Let light shine out of darkness,’ made His light shine in our hearts to give us the light of the knowledge of the glory of God in the face of Christ.” 2 Corinthians 4:6 (NIV)

**Suggested Thematic Tracks:**

① Turn to the Lord Jesus

**HOOK:** Remove the Veil (Classroom Decoration)

Mystery Guest (Activity/Discussion)

Smelly Vote (Activity)

The Unveiling (Activity)

Letters of Recommendation (Activity)

What Is that Sweet Aroma? (Activity)

A Sweet Aroma? (Activity)

Highly Recommended (Discussion)

The New Stone Tablets (Discussion and Coloring Page)

Veiled Treasure (Game)

**LOOK:** Opposites (Worksheet)

Covenant Comparison (Worksheet)

Veiled Memory Verse (Memory Verse Activity)

Sealed with the Holy Spirit (Craft)

“Essence” of Paul’s Ministry (Worksheet)

2 Corinthians 4:6 (Memory Verse Worksheet)

**TOOK:** Confidence in God (Discussion)

Turn to Jesus (Craft)

Portrait of Paul (Activity)

Let the Light of Christ Shine (Craft)



Silhouette (Craft)

2 Corinthians 4:6 (Memory Verse Craft)



➤ **Complementary Activities**

**Hook:**





① **Remove the Veil (Classroom Decoration).**   Prior to class, hang a large poster board or piece of butcher paper on the wall on which the words "Christ, the New Covenant" have been written. Hang a curtain or sheet to conceal it. Instruct the students that they are not to look behind the curtain. This curtain or "veil" should remain up on the wall until the appropriate time during the Bible Adventure when it is lifted, or removed, and the words are revealed. Use this idea to provide



anticipation and conclusion to your BOOK time.


① **Mystery Guest (Activity/Discussion).**   One teacher will need to be dressed in costume or hidden in some way so that the students can only hear his voice (under a sheet or behind a blackboard). He will give the following clues about Moses, the mystery guest.

1. God told me to say this to my people, "If you obey me fully and keep My covenant, then out of all nations you will be My treasured possession" (Ex. 19:5).
2. My people agreed to this covenant and said, "We will do everything the Lord has said" (Ex. 19:8).
3. God wrote commands for my people on tablets of stone (Ex. 24:12).
4. The Lord would speak to me face to face, as a man speaks with his friend (Ex. 33:11).
5. God granted my request to see His glory but only allowed me to see His back (Ex. 33:17, 23).
6. After I had been with the Lord, my face glowed (Ex. 34:29).
7. At first, I was unaware of my glowing face, but it scared people and they wouldn't come near me (Ex. 34:30).
8. After that, I covered my face with a veil (Ex. 34:33-35).

Allow the students to try to guess who this Bible character is, making sure you have them raise their hands and not call out their guesses. After the mystery guest is identified, have him discuss what a covenant is, referring back to clues #1 and #2. The teacher, dressed as Moses, should also make sure that the students know what a veil is. Prepare for this discussion by reviewing the synopsis section of the preview.



① **Smelly Vote (Activity).**   Bring to class a few things such as flowers, perfumes, aftershave, soap, deodorant, laundry detergent, an onion, tuna, coffee. Have the students smell these objects and vote on whether or not they think they smell good. Tally the votes on the board to determine the worst smell and the best smell. Explain to the students that it's surprising that something can smell good to one person and bad to another. Paul said his message was like that. To whom did it "smell good" and to whom did it "smell bad"?


① **The Unveiling (Activity).**   Bring to class a large sheet and a precious object—maybe one of the students or a really good snack. Cover the "precious object" and present it in front of the class. Explain what a veil is. In spite of the veil, the students know certain things about this hidden object. Let them tell what they know—size, shape, etc. (If you use a student, they may know it's a person, but not who it is or anything about them). Tell the students that, in the lesson today, Paul will talk about something that was hidden or veiled for a long time. The veil was lifted and the hidden thing uncovered. Ask them: "What do you think it is?" Explain that, amazingly, some people wanted this wonderful thing to stay hidden and tried to keep the "veil" on. Ask: "Who were they?"


① **Letters of Recommendation (Activity).**  Write the following abbreviations on the board:


<b>CEO</b> (Chief Executive Officer)	<b>CFO</b> (Chief Financial Officer)
<b>CIO</b> (Chief Information Officer)	<b>Ch.E</b> (Chemical Engineer)
<b>GM</b> (General Manager)	<b>M.D.</b> (Doctor of Medicine)
<b>Ph.D.</b> (Doctor of Philosophy)	<b>R.N.</b> (Registered Nurse)
<b>Supt.</b> (Superintendent)	<b>V.I.P.</b> (Very Important Person)
<b>V.M.D.</b> (Doctor of Veterinary Medicine)	<b>V.P.</b> (Vice President)


Have the students work in groups to see how many of the abbreviations they can identify. Discuss with them and explain that today we have letters (a play on words) such as those shown above, which may impress some people. In Corinth, the false teachers would try to discredit Paul's authority and credit their own. They would carry letters of recommendation from other well-known leaders or teachers. True servants of God may or may not have educational diplomas but spread the knowledge of Christ everywhere by speaking the Gospel simply and sincerely.


① **What Is that Sweet Aroma? (Activity).**   Have the students sit on the other side of the classroom, and then spray different scents into the air. As these aromas make their way across the room, ask the students to describe what they smell, if they like it, and what they are reminded of when they smell it. Open the windows in the classroom in between each smell, or try this activity outside. Tell the students that this morning they will hear about Paul's telling the Corinthians about the sweet aroma that reaches the nostrils of God. Ask them what they think God's favorite smell is.

 ① **A Sweet Aroma? (Activity).** 🍯, 🦋 Bring in six to eight different kinds of baby food with the labels removed. Number each jar, keeping a record of what is in each jar. Have the students smell each one and write down what they think the baby food is. Reward the student who has the most correct answers. This may be done in groups. Discuss with the students that even though they may be baby Christians, when they share the Gospel with their friends and family, they are like a sweet smelling aroma to God. Paul only spoke the Gospel of Jesus Christ with simplicity and sincerity as God had revealed it to him (2:17). In this way, however, he was like the fragrance of Christ spreading the knowledge of Him everywhere he went. To God, Paul was like a pleasing aroma from a burnt offering (Exodus 29:18; Leviticus 1:9). To those being saved, he was the fragrance of life; while to those who were perishing, he was the smell of death (or bad baby food). Explain to the students that God can use even baby Christians to spread the “fragrance” of the knowledge of Christ everywhere.

 ① **Highly Recommended (Discussion).** 🍯, 🦋 Ask the students what a letter of recommendation is and why someone would need it. When people want to be hired for employment, try out for a part in a play, join a club, apply for a scholarship, register for college, or be considered for a special opportunity, they will often be asked to provide letters of recommendation from someone they know. Discuss with the students what these letters might say and why it sometimes might be helpful for someone to have a letter of recommendation. Letters of recommendation help to influence someone else to see the importance of or give credibility to the person they are recommending. These letters can be a powerful influence on someone else in how they perceive these people once they meet them. In Bible times, false preachers would carry letters of recommendation to make the people think they were teaching the true Word of God. These recommendation letters were used by the false teachers to prove their worthiness to “peddle” the Word of God for profit. Tell the students that this morning they will hear what Paul had to say about the preachers who relied on these letters of recommendation. Paul did not need a letter of recommendation. He had something much more convincing.

 ① **The New Stone Tablets (Discussion and Coloring Page).** 🍯, 🦋 Review the events leading up to, during, and after the giving of the Law for the second time (Exodus 34). As you read and discuss, have the students color the picture of Moses and the stone tablets, *Old Covenant Glory*, from the BOOK time, **2CO02.GF1**. Remind them that this was the Law given to the Israelites. It was the first covenant, or promise, given to them by God. God promised to be with them, protect them, and bring them to the Promised Land. It was His promise of inheritance to His chosen people. The purpose for this Old, or first, Covenant was to lead the way to the New Covenant that they will hear about this morning. The Old Covenant was glorious, but the New Covenant was even more glorious.

 ① **Veiled Treasure (Game).** 🍯, 🦋 This can be a fun illustration game to be referred to later on. Play as a treasure hunt game where the students attempt to hunt for treasures (candy or a special treat that you have hidden in the classroom) blindfolded. Talk about how difficult it is to find a treasure when they cannot see it. Remove the blindfolds, and allow each student to seek and find the treasures hidden. Tell the students that they will hear Paul telling the Corinthians the same thing. Ask them: “For what treasure do you think they were searching?”

 ➤ **2 Corinthians One-Sent Take-Home (Review).** 🍯, 🦋 Follow up with the students’ take-home Scripture work each week during HOOK time—whether pre-HOOK, as the students come into the classroom, or post-HOOK, after a HOOK activity and before the BOOK as a review. Reward the students who have memorized last week’s verse with the next sticker for their One-Sent Flying Disc. Challenge them according to their ability to memorize all the key verses in 2 Corinthians up to the current week’s lesson. An additional challenge to memorize the outline itself (i.e., The Apostle and His Comfort, The Apostle and His Message, etc.) can be given, as appropriate.





**Book:**  
**Presentation Ideas –**

 **Old Covenant Glory (Illustration/Coloring Page).** 🍯, 🦋 Exodus 34:29, **2CO02.GF1**.

 **Old Covenant Veils (Illustration/Coloring Page).** 🦋, 🦋 Exodus 26:31-33; Exodus 34:33-35, 2CO02.GF2.

 **Jesus Is Crucified (Illustration/Coloring Page).** 🦋, 🦋 Matthew 27:35, 2CO02.GF3.

 ➤ **Veiled Teaching (Presentation Idea).** 🦋, 🦋 Illustrate the idea of “veiled” teaching by telling the Bible Adventure to the students from behind a curtain which has been hung prior to class. After a minute or two, ask them if they would be able to understand the Bible Adventure better if you were to come out from behind the curtain so they could see you. Share with them that non-believers, including many Jews, were “veiled” from the instruction of the Word of God. Their eyes were blinded and their ears were plugged to the truth of the Gospel. This veil of unbelief can only be removed through faith in Christ.

 ➤ **How Do They Know Who You Are? (Skit).** 🦋, 🦋 Three people are needed who claim to be apostles. The first two produce a multitude of certificates, medallions, licenses, letters of recommendation, photos with famous evangelists, etc. One of them is visibly very successful, as if he has been paid well for his efforts to tell others the Word of God. He brags about the number of meetings he has had. These first two are both self-reliant "faith peddlers." Maybe one even wears a T-shirt with that name on it or perhaps passes out business cards. The third apostle is humble, giving credit for everything to the Lord. His only credentials for preaching are the lives that have been changed as a result of it. He does not need anyone to recommend him or tell of his excellent work. It speaks for itself. He is working only for God, not for man.

### ***Bible Adventure for 1<sup>st</sup> – 6<sup>th</sup> Grades –***

You may remember from last week that Paul had to make a visit to the Corinthian church that ended up being a very painful and sorrowful experience. Because the Corinthians were so unresponsive to Paul and his teachings, Paul had to write a harsh follow-up letter that he had delivered by his ministry partner, Titus. This whole situation caused great anguish for Paul; and to make matters worse, Titus did not return when expected to give Paul the news of how the Corinthians had responded to his letter. Feeling greatly discouraged, Paul moved on to the city of Macedonia. Finally, Titus returned with the wonderful news that God had worked in the lives of the Corinthians, and that they had turned from their sinful ways. Paul was greatly encouraged, not because he had any ability to change the Corinthians' hearts, but because of the power of Christ to change their lives and give them victory over sin. Paul confessed that he was weak in so many different ways, but he proclaimed the glory and power of the Gospel of Jesus Christ. It was the power of the Gospel that saved them in the first place, and it was that same power that caused them to turn from their sins and lead lives that honored God. Paul taught the Gospel message with simplicity, not with fancy-sounding words like the false teachers. His simple teaching was like spreading the fragrance of Christ everywhere he went. To God and those being saved, it was like the sweet fragrance of life. However, to those who refused the Gospel, it was like the smell of death.

In spite of all that God had done in the Corinthian church, there were still false teachers among them. They told people that Paul did not have the authority of a true apostle. They urged the Corinthians to listen to them instead of Paul. They would carry with them letters of recommendation written by other impressive leaders. These letters would go on and on about how important and well qualified these false teachers were. Paul stated emphatically that he did not need any such letters. In fact, the Corinthians themselves were his letter of recommendation, written by Christ. The proof of the power of Paul's ministry was that the Corinthians had accepted the Gospel message, and the Holy Spirit had come into their lives and changed them. Paul put it this way, “You show that you are a letter from Christ, the result of our ministry, written not with ink but with the Spirit of the living God, not on tablets of stone but on tablets of human hearts” (3:3).

Paul went on to explain that God had made him a competent minister of something called the New Covenant. A covenant is a serious agreement between two persons or groups. There are two important covenants in the Bible—the Old Covenant found in the Old Testament and the New Covenant found in the New Testament. The Old Covenant was the Law that God had given to Moses. It was good because it revealed how perfect and holy God is and how He expected His people to live. However, for the Israelites to receive the blessings of the Old Covenant agreement, they would have to obey God's law perfectly. Of course, it was impossible for them to do this on their own. Those who wanted to please God were desperate for God's help to do the right thing. They placed their hope in the fact that God had

promised through the prophets that He would one day send a Messiah who would be able to save them from their sins. When Jesus Christ, the promised Messiah, finally came to earth, God made a new covenant with His people. He would forgive their sins once and for all through the death of His Son. Jesus would take upon Himself the terrible punishment for all the sins that have ever been committed. This agreement was different from the Old Covenant because it did not require a person to keep the Law perfectly in order to avoid punishment for his sin. Rather, under the New Covenant, a person is saved by placing his trust in Jesus. The Old Covenant was good because it revealed who God is and what He expects of His people. The New Covenant, however, is far greater because it is based upon the promises of God to cover the sins of His people. The death and resurrection of His Son would take care of it once and for all. Paul and the other apostles were given the task of spreading the Gospel of Jesus Christ to all the nations. Paul was faithfully and sincerely teaching this New Covenant message to the Corinthians.

Because of this New Covenant message, Paul was not discouraged and was able to remain bold, in spite of all the criticism he received from the false teachers. Paul reminded the Corinthians that he “set forth the truth plainly” and did not deceive them or distort the Word of God. The false teachers may have criticized Paul but, in reality, they were blind to the Gospel message. Like all unbelievers, they heard the truth but were incapable of understanding it. It was as though a veil was covering their hearts and minds, and they were unable to see the light of Jesus. This still occurs in people today. Only when people turn to Jesus is the veil lifted. They are then able to see and understand the glory and goodness of God, and the Holy Spirit can transform their lives to be more and more like Christ. Paul said of unbelievers, “Even if our Gospel is veiled, it is veiled to those who are perishing. The god of this age [Satan] has blinded the minds of unbelievers, so that they cannot see the light of the Gospel of the glory of Christ, who is the image of God” (4:3, 4). Paul did not lose heart in his ministry because it was God who said, “Let light shine out of darkness.” He revealed the light of Jesus, which is the New Covenant, to Paul and the other apostles, and He would faithfully enable them to share the light around the world.

Today we have learned that in the New Covenant, God has revealed Himself through His Son, Jesus Christ. In Jesus, we can see all of God’s righteousness, love, mercy, and power to forgive us of our sins. Under the Old Covenant, it was impossible to keep God’s Law and avoid the resulting punishment of death. But under the New Covenant, because Jesus took our place and died on the cross for our sins, God sees us as He sees His Son—perfect and blameless and ready for heaven. However, you must ask yourself this very important question: Have I turned to Christ and had the veil removed from my heart so that I can see the light of Jesus and find the salvation that can only be found in Him?



#### Aim Questions

1. **How was Paul like the fragrance of Christ?** *(Paul spread the knowledge of Christ everywhere by speaking the Gospel simply and sincerely.)*
2. **What was Paul’s letter of recommendation for those who questioned his authority?** *(The Corinthians themselves were a letter written by Christ, confirming the power of the apostle’s message.)*
3. **What is the New Covenant?** *(An agreement God made with His people to forgive their sins once and for all through the blood of Jesus Christ.)*
4. **How does the glory of the New Covenant compare with the glory of the Old Covenant?** *(The glory of the New Covenant, which is everlasting, far surpasses the glory of the Old Covenant, which was temporary and fading.)*
5. **What hides the glory of God from the unbeliever?** *(A veil over his or her heart hides God’s glory until Christ is acknowledged.)*
6. **How do we see the glory of God in Christ?** *(We see God’s love, mercy, forgiveness, and power in His New Covenant with us established in Christ.)*







#### Look:





① **Opposites (Worksheet).**   The phrases from **2CO02.GF4** describe the OLD and NEW Covenants. Have the students write each phrase under the covenant it describes. Have them try to write the “opposites” across from each other. Look at 2 Corinthians 3:1-4:6 for help. *Answer key: Old Covenant: brings death, written in ink, veiled glory, written on tablets of stone, fading glory,*



condemns men, blindness and darkness, keeping of laws; New Covenant: gives life, written with the Spirit of God, glory revealed, written on human hearts, surpassing and lasting glory, brings righteousness, light of Christ, freedom and transformation.

- ① **Covenant Comparison (Worksheet).**   Have the students look up the Bible verses listed to complete the comparison of the Old Covenant and the New Covenant, **2CO02.GF5**.  
*Answers: Old Covenant: letters, stone, inscribed, God, death, obeyed, fading; New Covenant: Spirit, life, Christ, ever-increasing, death, resurrection.*


- ① **Veiled Memory Verse (Memory Verse Activity).**   You will need:  
**2CO02.GF6** enlarged and copied onto white paper or written in large letters on the board  
piece of cloth large enough to cover the verse  
helpers to hold the cloth at both sides  
pieces of candy or small prizes
1. Begin with the verse covered.
  2. Lift the “veil” to reveal the bottom line of the verse.
  3. Say the words together.
  4. See if the students can guess the word that comes before this line: the “what?” of Christ.
  5. Move the cloth up to reveal the next line from the bottom.
  6. Give a prize to any student who guessed “face.” (The students probably won’t be able to guess at first, but the last ones are easier).
  7. Say both lines: “of God in the face of Christ.”
  8. Try to guess the previous word again: the “what?” of God in the face of Christ.
  9. Continue in this same manner as you move the “veil” up, line by line.
  10. When you are finished with the verse, let students guess where it’s found in the Bible. Give a prize to anyone who is in the right book!



- ① **Sealed with the Holy Spirit (Craft).**   Each student will need:  
**2CO02.GF7 Pg. 1** instruction sheet  
**2CO02.GF7 Pgs. 2 & 3** copied onto colored cardstock  
glue  
wax and stamp (teacher assistance needed)


Have the students follow the directions on the instruction sheet to complete their crafts. Explain to the students that to live eternally with God, we must turn to Jesus Christ. By faith in God's New Covenant forgiveness which is only found in Christ, the Holy Spirit transforms our hearts and gives us the power to obey God. At this conversion, God guarantees our salvation by putting the Holy Spirit in our hearts, like a wax seal used to guarantee the confidentiality and the origin of a letter. The wax seal was not to be broken by anyone but the recipient of the letter. Ask them, “Are you guaranteed for heaven by the Holy Spirit?” “Have you turned to the Lord Jesus to be saved and to remove the veil over your heart so that you can see God for who He is?”

- ① **“Essence” of Paul’s Ministry (Worksheet).**   Discuss with the students the essence of Paul’s ministry using **2CO02.GF8 Pg. 1**. Work your way through the worksheet by discussing each section with the students on the worksheet. *Answer key: 2CO02.GF8 Pg. 2*

- ① **2 Corinthians 4:6 (Memory Verse Worksheet).**  Fill in the name of each picture to complete the memory verse, **2CO02.GF9**.

- **Aim Questions (Worksheet).**  Have the students answer the Aim Questions about today’s Bible Adventure, **2CO02.GF10**.

- **Passage Review Questions (Worksheet).**   This booklet contains many questions from the Scripture passage covered in today’s lesson. Students may work on them in class and complete them during the week at home, **2CO02.GF11 Pgs. 1 & 2**.

- **2 Corinthians 4:6 (Memory Verse Song).**  Words and music for today’s memory verse are available upon request from Children’s Ministry.



## Took:



① **Confidence in God (Discussion).** 🦋, 🦋 Discuss with the students how Paul was confident that God would lead him to victory through Christ. He was confident in what he preached because he knew it was the truth. His confidence grew as he saw how God had worked in the lives of the Corinthians. Can we have a clear conscience before a holy God? Ask some of these suggested questions:

1. How do we depend upon God for the victories in our lives? (Phil. 4:4-7; Rom. 8:12-14; Ps.119:1-5)
2. How does God's glory shine through us to those with whom we come in contact? (1 Cor. 6:19,20; Mt. 5:16; 1 Cor. 10:31; Phil. 2:15)
3. How is He transforming us to be more and more like His Son? (2 Cor. 3:18; Rom. 12:2)
4. Are we producing fruit for Him? (Jn. 15:1-5)



① **Turn to Jesus (Craft).** 🦋, 🦋 Each student will need:

**2CO02.GF12 Pg. 1 & 2** duplex-copied onto white paper  
**2CO02.GF12 Pg. 3** insert page copied onto white paper  
**2CO02.GF12 Pg. 4** copied onto white paper  
 memory verse label from **2CO02.GF12 Pg. 5** copied onto white paper  
 scissors  
 glue

Have the students follow the directions below to complete their crafts:

1. Cut out a child with a shadowed face and a child with a lighted face from **Pg. 4**. (Choose a boy or girl.)
2. Cut this insert on the dotted lines, leaving the top and bottom margins. Make sure the insert page is now right side up. The lighter side should be on the left.
3. Glue the child with the shadowed face on the left side (lighter) of the insert page and the child with a lighted face on the right side (darker). (They will be facing away from each other).
4. Fold the sides of the insert page up at the solid lines.
5. Fold the center line outward, matching the folded edges.
6. Fold the "Turn to Jesus" book page in half, making sure the title is on the front.
7. Glue the folded edges of the insert page and fit into the center fold of the book page.
8. Glue the memory verse label on the inside of the back page at the bottom (under the light).



① **Portrait of Paul (Activity).** 🦋, 🦋 Explain that this week the students will be adding new characteristics and information to Paul (see last week's explanation for this activity). Ask them to add any other characteristics that they might see to this list. This week they learned that Paul was:

- Victorious (2:14)
- Sincere (2:17)
- Confident (3:4)
- Humble (3:5)
- Preacher of the New Covenant (3:6)
- Bold (3:12)



① **Let the Light of Christ Shine (Craft).** 🦋, 🦋 Each student will need:

1 picture of Jesus from **2CO02.GF13**  
 1 ½ sheets of light blue construction paper (background)  
 1 ¼ sheets of white cardstock (cloud)  
 coloring crayons or markers (make sure you have yellow)  
 glue  
 glitter

Have the students follow the directions below to complete their crafts:

1. Fold the sheet of blue construction paper in half to make a tent card.
2. Write the memory verse on the bottom of this page.
3. Color the picture of Jesus.
4. Cut a cloud shape from the sheet of white paper.

5. Paste it to the back of the Jesus picture.
6. Paste this onto the tent card.
7. Use a yellow crayon or marker to make streaks of light that radiate out from His body.
8. Decorate with glue and glitter as desired.

Send this home with the students as a table or nightstand decoration.



① **Silhouette (Craft).** 🦋, 🦋 You will need:

- a lamp without the shade or a large flashlight
- sticky tac
- a dark place
- a pencil or fine marker

Each student will need:

- 2CO02.GF14 Pg. 1** as background
- 1 sheet of white paper for silhouette
- 2CO02.GF14 Pg. 2** as a template for a construction paper frame with a 7¼" x 9" opening
- memory verse label from **2CO02.GF14 Pg. 3**
- scissors
- glue

Follow the directions below to complete silhouette crafts for the students:

1. To make a silhouette of the student's face, have him or her stand on a chair with the right shoulder against the wall, facing left.
2. Sticky tac plain paper to the wall at face level.
3. Shine the lamp at the student's left side at one to two feet away, adjusting the distance to make the image fit the paper.
4. Draw an outline of the student's silhouette. (This should be roughly down the center of the paper).
5. Have the student cut out his or her silhouette and paste it in the right side of the background so that the background shows on the left.
6. Have the students paste the frame on next and then paste the memory verse label at the bottom of the frame.



① **2 Corinthians 4:6 (Memory Verse Craft).** 🦋, 🦋 Each student will need:

- template from **2CO02.GF15 Pg. 1** copied onto cardstock
- 2CO02.GF15 Pg. 2** copied onto white cardstock
- red tissue paper
- yellow tissue paper
- black cardstock or poster board
- scissors
- glue stick
- coloring crayons

Have the students follow the directions below to complete their crafts:

1. Trace the template shape onto the black cardstock or poster board and cut out. (For younger students, have these shapes pre-cut.)
2. Cut out a heart from the red tissue paper.
3. Cut the yellow tissue paper to fit in the outer edges.
4. Using the glue stick, outline the back of the black cardstock.
5. Paste the tissue paper onto the glue.
6. Color and cut out the banner and glue to the top.


Have the students review the memory verse and Aim Questions while making this craft. Discuss how we can be a light to others in this dark world. This may be hung in the students' windows at home to let the light shine through.




➤ **2 Corinthians One-Sent Take-Home (Review).** 🦋, 🦋 Review today's memory verse with the students and encourage them to master it over the week. Remind the students that those who can say their verse at the beginning of next week's class will be rewarded with the sticker for that lesson. Challenge a new student each week during this time to take a One-Sent Flying Disc and explain to the class the book of 2 Corinthians as he or she has learned it this far. Have him or her explain everything that is on the flying disc and say the verses that correspond with each sticker. This is a

great review of the outline for 2 Corinthians, and it will help prepare the students to use the flying disc as a tool for explaining Paul's ministry to others who ask about the flying disc.


# Old Covenant Glory



# Old Covenant Veils



# Jesus Is Crucified



# Opposites

These phrases describe the OLD and NEW Covenants. Write each phrase under the covenant it describes. Try to write the “opposites” across from each other. Look at 2 Corinthians 3:1-4:6 for help.

written with the Spirit of God      *gives life*      brings righteousness  
written with ink      brings death      fading glory      light of Christ  
written on tablets of stone      written on human hearts      blindness and darkness  
glory revealed      freedom and transformation      condemns men      keeping of laws  
veiled glory      surpassing and lasting glory

**OLD Covenant**

NEW Covenant

_____	_____
_____	_____
_____	_____
_____	_____
_____	_____
_____	_____
_____	_____
_____	_____

# C o v e n a n t   C o m p a r i s o n

Look up the Bible verses listed to complete the comparisons of the Old Covenant and the New Covenant.

## O l d   C o v e n a n t

The Old Covenant was engraved in \_\_\_\_\_  
on tablets of \_\_\_\_\_. (2 Cor.3:7)


The tablets of stone were \_\_\_\_\_ by the  
finger of \_\_\_\_\_. (Ex. 31:18)

The Old Covenant was a ministry that brought  
\_\_\_\_\_. (2 Cor. 3:7)

The Old Covenant was to be \_\_\_\_\_ fully so  
that the Israelites would be God's people.  
(Ex. 19:5)

The Old Covenant had a \_\_\_\_\_ glory.  
(2 Cor. 3:7)

Man fell short of keeping this Law.



## N E W   C o v e n a n t

The New Covenant is a ministry of the  
\_\_\_\_\_. (2 Cor. 3:7)


The New Covenant is a ministry that brings  
\_\_\_\_\_. (2 Cor. 3:6, 9)

The New Covenant forgiveness is found only  
in \_\_\_\_\_. (2 Cor. 3:14)

The New Covenant has an \_\_\_\_\_ glory,  
which comes from the Lord. (2 Cor. 3:18)

God established His New Covenant in  
Christ's sacrificial \_\_\_\_\_ and  
\_\_\_\_\_. (Romans 6:8-10)

Salvation is found in Christ alone!



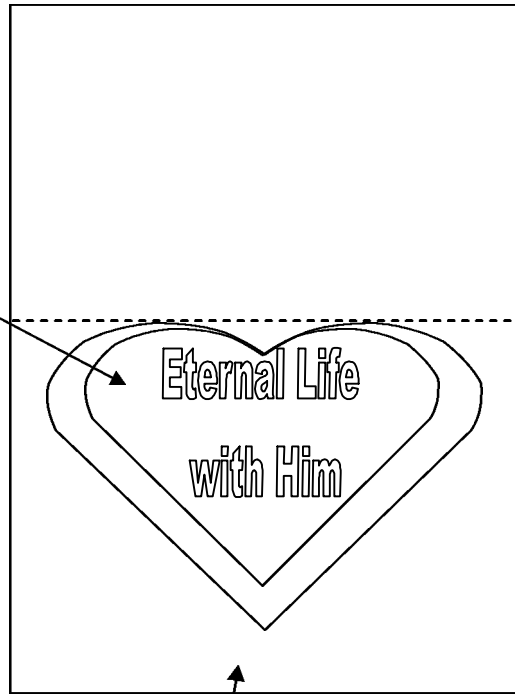
## **2 Corinthians 4:6**

**“For God,  
who said, ‘Let light  
shine out of darkness,’  
made His light  
shine in our hearts to give  
us the light  
of the knowledge  
of the glory  
of God in the face  
of Christ.”**

# Sealed with the Holy Spirit

## Instruction Sheet

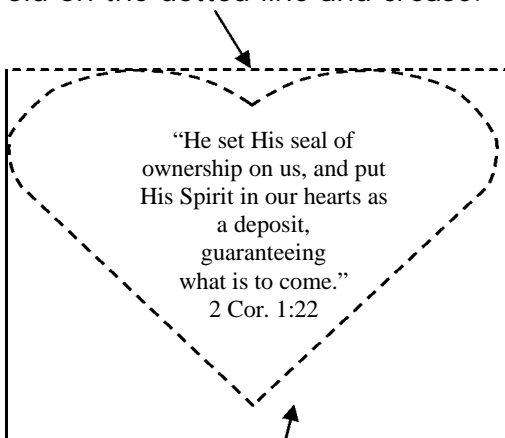
1. Color and decorate the inside heart.



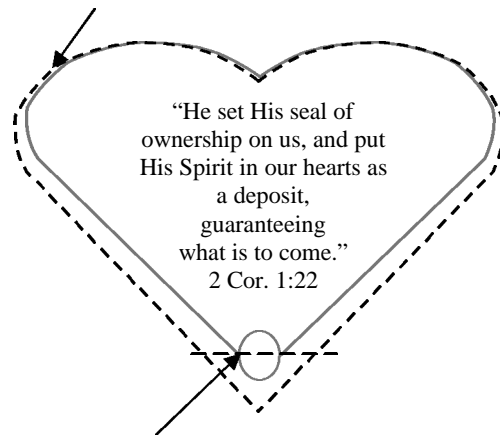
Inside of the card.

3. Cut around the heart on the dotted line, leaving fold uncut.

2. Fold on the dotted line and crease.



Front of the card.



4. Cut on the dotted line, the top piece of the heart.
5. Drop several drops of hot wax onto the top and bottom portion of heart as shown to seal the card. Then press the stamp into the soft wax.

---




Eternal Life

with Him

“He set His seal of  
ownership on us, and put  
His Spirit in our hearts as a  
deposit, guaranteeing  
what is to come.”  
2 Cor. 1:22

# “Essence” of Paul’s Ministry



## Paul’s Odor

*“For we are to God the aroma of Christ among those who are being saved and those who are perishing. To the one we are the smell of death; to the other, the fragrance of life.” 2 Cor. 2:15,16*

According to this verse, who would think that Paul’s message was like a good smell. Who would think it was like a bad smell? (circle one)

<i>good bad</i>	Corinthian Christians	<i>good bad</i>	Titus
<i>good bad</i>	False Teachers	<i>good bad</i>	God
<i>good bad</i>	Jews who would not receive Christ	<i>good bad</i>	You


## Paul’s Defense

One reason Paul wrote 2 Corinthians was to answer accusations made by people who wanted to hurt his ministry. Draw a line to match Paul’s statements to the accusation that *might have been made*.

<i>They’re just doing it for the money.</i>	<i>“Not that we are competent in ourselves to claim anything for ourselves, but our competence comes from God” (3:5).</i>
<i>They’re making up this stuff and don’t really believe it themselves.</i>	<i>“Unlike so many, we do not peddle the word of God for profit” (2:17a).</i>
<i>They don’t have letters of recommendation from important people; they just recommend themselves.</i>	<i>“He has made us ... ministers of a new Covenant—not of the letter but of the Spirit” (3:6a).</i>
<i>They’re incompetent.</i>	<i>“For we do not preach ourselves, but Jesus Christ as Lord, and ourselves as your servants for Jesus’ sake” (4:5).</i>
<i>They don’t teach us to keep the Law so they must not know it very well.</i>	<i>“In Christ we speak before God with sincerity, like men sent from God” (2:17b).</i>
<i>They’re too loud and pushy.</i>	<i>“Therefore since we have such a hope, we are very bold. We are not like Moses, who put a veil over his face”(3:12,13a).</i>
<i>They’re tricky and are trying to fool us.</i>	<i>“You yourselves are our letter, written on our hearts, known and read by everybody” (3:2).</i>
<i>They just want to be all big and important.</i>	<i>“Rather, we have renounced secret and shameful ways; we do not use deception, nor do we distort the Word of God” (4:2a).</i>

# “Essence” of Paul’s Ministry

## Answer Key



### Paul’s Odor

“For we are to God the aroma of Christ among those who are being saved and those who are perishing. To the one we are the smell of death; to the other, the fragrance of life.” 2 Cor. 2:15,16

According to this verse, who would think that Paul’s message was like a good smell. Who would think it was like a bad smell? (circle one)

<i>good bad</i>	Corinthian Christians	<i>good bad</i>	Titus
<i>good bad</i>	False Teachers	<i>good bad</i>	God
<i>good bad</i>	Jews who would not receive Christ	<i>good bad</i>	You


### Paul’s Defense

One reason Paul wrote 2 Corinthians was to answer accusations made by people who wanted to hurt his ministry. Draw a line to match Paul’s statements to the accusation that *might have been made*.



<i>They’re just doing it for the money.</i>	<i>“Not that we are competent in ourselves to claim anything for ourselves, but our competence comes from God” (3:5).</i>
<i>They’re making up this stuff and don’t really believe it themselves.</i>	<i>“Unlike so many, we do not peddle the word of God for profit” (2:17a).</i>
<i>They don’t have letters of recommendation from important people; they just recommend themselves.</i>	<i>“He has made us ... ministers of a new Covenant—not of the letter but of the Spirit” (3:6a).</i>
<i>They’re incompetent.</i>	<i>“For we do not preach ourselves, but Jesus Christ as Lord, and ourselves as your servants for Jesus’ sake” (4:5).</i>
<i>They don’t teach us to keep the Law so they must not know it very well.</i>	<i>“In Christ we speak before God with sincerity, like men sent from God” (2:17b).</i>
<i>They’re too loud and pushy.</i>	<i>“Therefore since we have such a hope, we are very bold. We are not like Moses, who put a veil over his face”(3:12,13a).</i>
<i>They’re tricky and are trying to fool us.</i>	<i>“You yourselves are our letter, written on our hearts, known and read by everybody” (3:2).</i>
<i>They just want to be all big and important.</i>	<i>“Rather, we have renounced secret and shameful ways; we do not use deception, nor do we distort the Word of God” (4:2a).</i>

# 2 Corinthians 4:6

Fill in the name of each picture to complete the memory verse.



“For God, who said, ‘Let \_\_\_\_\_ out of \_\_\_\_\_,’



made his \_\_\_\_\_ in our \_\_\_\_\_ to give us the



\_\_\_\_\_ of the knowledge of the glory of God in the \_\_\_\_\_ of Christ.”

# Aim Questions

Answer the following questions about today's Bible Adventure.

1. How was Paul like the fragrance of Christ?
2. What was Paul's letter of recommendation for those who questioned his authority?
3. What is the New Covenant?
4. How does the glory of the New Covenant compare with the glory of the Old Covenant?
5. What hides the glory of God from the unbeliever?
6. How do we see the glory of God in Christ?

*By faith in God's New Covenant forgiveness, which is found in Christ, the Holy Spirit transforms our hearts and gives us the power to obey God. Turn to the Lord Jesus to be saved and to remove the veil over your heart, so that you can behold the glory of God in the face of Christ.*



*"For God, who said, 'Let light shine out of darkness,' made His light shine in our hearts to give us the light of the knowledge of the glory of God in the face of Christ."*

*2 Corinthians 4:6*

## **Passage Review Questions**

**2 Corinthians 2:14 - 4:6**

For what does Paul thank God? (2:14)

What does Paul say about believers in this passage? (2:15)

How do those who are being saved and those who are perishing view those who are bringing the Gospel? (2:16)

With what authority did Paul say he came? (2:17)

What does Paul say about his own reputation and the proof of his authority? (3:1-3)

From where does Paul's confidence and competency come? (3:4-6)

Who does Paul use to illustrate God's glory? (3:7)

Why does Paul say that the ministry of the Spirit will be even more glorious than the ministry of the Law? (3:7-11)

Why was Paul so bold with the Gospel? (3:12)

Why are New Testament believers not like Moses? (3:13)

Who is the only one who can open the minds of unbelievers to the truth? (3:14)

What is true freedom from death? (3:17)

What is the difference between believers today and Old Testament believers? (3:13, 18)

What three things does Paul say that he does not do because of the mercy of God? (4:1-2)

On the contrary, what does Paul say that he does do? (4:2)

Is the Gospel of Jesus Christ veiled to anyone? If so, to whom? (4:3)

Who is the one who blinds the hearts of unbelievers so that they will not understand who their real king is? (4:4)

Who is at the center of Paul's message? (4:5)

To what Old Testament passage does Paul refer in 2 Cor. 4:6?




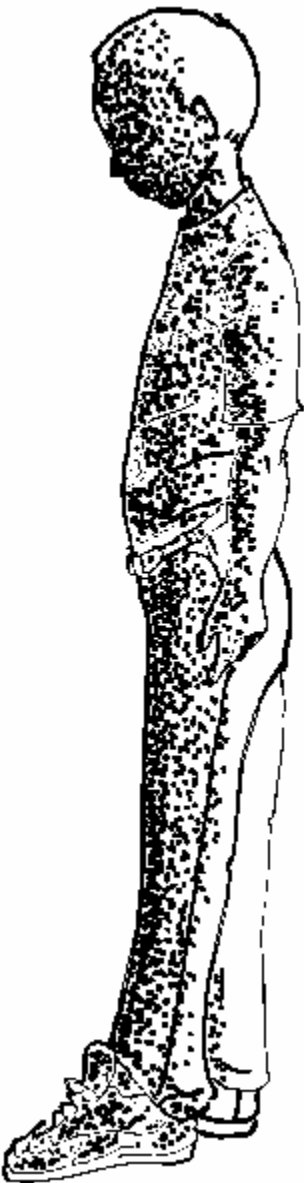

*Turn  
to  
Jesus*



Turn to Jesus (craft) insert  
page directions:

1. Cut out a child with a shadowed face and a child with a lighted face from Pg. 4. (Choose a boy or girl.)
2. Cut this insert on the dotted lines, leaving the top and bottom margins. Make sure the insert page is now right side up. The lighter side should be on the left.
3. Glue the child with the shadowed face on the left side (lighter) of the insert page and the child with a lighted face on the right side (darker). (They will be facing away from each other).
4. Fold the sides of the insert page up at the solid lines.
5. Fold the center line outward, matching the folded edges.
6. Fold the "Turn to Jesus" book page in half, making sure the title is on the front.
7. Glue the folded edges of the insert page and fit into the center fold of the book page.
8. Glue the memory verse label on the inside of the back page at the bottom (under the light).





“For God, who said, ‘Let light shine out of darkness,’ made His light shine in our hearts to give us the light of the knowledge of the glory of God in the face of Christ.”  
2 Corinthians 4:6

“For God, who said, ‘Let light shine out of darkness,’ made His light shine in our hearts to give us the light of the knowledge of the glory of God in the face of Christ.”  
2 Corinthians 4:6

“For God, who said, ‘Let light shine out of darkness,’ made His light shine in our hearts to give us the light of the knowledge of the glory of God in the face of Christ.”  
2 Corinthians 4:6

“For God, who said, ‘Let light shine out of darkness,’ made His light shine in our hearts to give us the light of the knowledge of the glory of God in the face of Christ.”  
2 Corinthians 4:6

“For God, who said, ‘Let light shine out of darkness,’ made His light shine in our hearts to give us the light of the knowledge of the glory of God in the face of Christ.”  
2 Corinthians 4:6

“For God, who said, ‘Let light shine out of darkness,’ made His light shine in our hearts to give us the light of the knowledge of the glory of God in the face of Christ.”  
2 Corinthians 4:6

“For God, who said, ‘Let light shine out of darkness,’ made His light shine in our hearts to give us the light of the knowledge of the glory of God in the face of Christ.”  
2 Corinthians 4:6

“For God, who said, ‘Let light shine out of darkness,’ made His light shine in our hearts to give us the light of the knowledge of the glory of God in the face of Christ.”  
2 Corinthians 4:6

“For God, who said, ‘Let light shine out of darkness,’ made His light shine in our hearts to give us the light of the knowledge of the glory of God in the face of Christ.”  
2 Corinthians 4:6

“For God, who said, ‘Let light shine out of darkness,’ made His light shine in our hearts to give us the light of the knowledge of the glory of God in the face of Christ.”  
2 Corinthians 4:6

“For God, who said, ‘Let light shine out of darkness,’ made His light shine in our hearts to give us the light of the knowledge of the glory of God in the face of Christ.”  
2 Corinthians 4:6

“For God, who said, ‘Let light shine out of darkness,’ made His light shine in our hearts to give us the light of the knowledge of the glory of God in the face of Christ.”  
2 Corinthians 4:6

# Let The Light of Christ Shine

