

Materials I Need:**Key for symbols:**

- This symbol represents ideas that can be used for two-year-olds through kindergarten. Please remember to slow way down for two-year-olds and keep the pace moving for five-year-olds.
- ② This symbol represents ideas that can be used for two- and three-year-olds.
- ④ This symbol represents ideas that are best used for four-year-olds through kindergarten.

Memory Verse:

2 Corinthians 1:21: Now it is God who makes both us and you stand firm in Christ.

Hook:

- Teacher Tip:** This may be the first lesson with new children in your classroom. Following are some suggestions to help your children adjust to a new routine and new faces. Greet each child at the door and accompany him to a **Hook** center after he has been checked in. A comfort item (blanket, toy) may be kept this first time during class, if necessary, to help the child adjust. Be aware that transition times are particularly stressful to apprehensive children and be ready to comfort or hold those who are fearful. Clearly state your story guidelines before the Bible Adventure so you only need to remind them of the rules. Tell them what you will be doing next throughout the morning so they can prepare mentally before the actual change takes place. If a child cannot be comforted after a reasonable amount of time, contact the parents. One crying child can upset others who normally would be okay in a calm, quieter classroom. You may want more helpers (and comforting arms!) these first few weeks to help in the transition to this new classroom.
- Comfort Station:** Bring several large, soft, stuffed animals and/or pillows to class. Encourage the children to bury themselves in the pile or to hug the soft items. "These animals and pillows are so soft and comfortable! They make us feel good inside. In today's Bible Adventure, Paul says God comforts us and makes us feel good inside, too. When we want to please God and are sorry about our sin, He comforts us. That makes us feel good."
- There Were Twelve Apostles and Paul Makes Thirteen! (2CO01ECGF8 and 2CO01ECGF9)**
Provide an eighteen-count egg carton and thirteen plastic eggs. Place the names or faces of the thirteen apostles (use Matthias and not Judas and a GF9 picture of Paul) in each egg. Count the different colors of eggs and separate them by color. Open and read the apostles' names. "Which apostle was the last chosen by Jesus?" (Paul) "What could the apostles do that other Christians at the time could not do?" (They had God's power and could do the same kinds of miracles Jesus had done.) Hide the eggs while several children close their eyes and have them go look for them in the classroom. "Who found the apostle Paul?" (Jesus, when Paul was on the road to Damascus.)
- "Road" Center:** Place a preprinted floor cloth of streets and roads on the floor. Provide several cars and trucks for the children to drive on the roads. Talk about Paul going on the road to Damascus to find Christians to hurt when Jesus stopped him with a bright light that blinded him for three days. Paul then knew that Jesus was alive and Lord over all. From then on, Paul did what pleased God and told others about Jesus being Lord. The people in Paul's day didn't have cars and trucks, but they did have roads like we do today that people walked along to get from one place to another.

-
- Letter Center:** Provide paper, envelopes, markers and stamps and encourage the children to write letters. Use a mailbox (provided in the Children's Ministry Workroom) to mail the letters just as Paul sent a letter to the Christians in Corinth. Today's Bible Adventure tells of another letter written by Paul to the Corinthian Christians.
 - "Paul Had Many Troubles" Center:** Provide a large shield or garbage can lid for a child to hold. Written on it could be the words, "God Protects." Have one child stand holding the shield about six feet away (mark a line on the floor) from the rest of the group. Give several children soft balls to throw at the child with the shield. Remind the children to stand and throw the balls from behind the line. After they throw once, they are to pick up the balls and give them to someone who is waiting for a turn. "In today's Bible Adventure Paul had many troubles. People wanted to hurt him, but God kept him safe. God protects His children. We will use the shield today to protect us from being hit by any of the balls."
 - 1 Corinthians Review:** Choose one or two activities from the last lesson of 1 Corinthians to teach the children who are new to class that Paul had written a letter called First Corinthians to ask the Christians in Corinth to stop fighting over who was the best teacher.
 - Ping Pong Paul Puppet:** Give each child one ping pong ball with a 3/8" slit cut in it. Push a craft stick in the slit. Draw a face on the ball or glue a GF9 face on the ball. Glue yarn for hair and a small piece of fabric tied on with yarn for a head covering. Review who Paul was and why he was concerned about the Corinthians.
 - Faces Match Game: (2CO01ECGF10)** Let the children color two sets of GF10 pages showing different facial expressions and talk about the emotions you see in them. Talk about all the emotions that Paul felt for the Corinthians. He was sad about their sin. He was glad to hear that some of them repented when he wrote the 1 Corinthians letter. He was sad when some didn't listen to him. He was happy to tell them God's words. He was very happy to comfort them the way God had comforted him. Turn the face cards over and try to turn up matching pairs.
 - ④ **Follow Paul's Sufferings:** Set up stations in different sections of the room for each of the ways Paul suffered. As you point to them, discuss with the children what is represented at each station. Ideas for stations: Get into a box to represent a prison; punch a large pillow for Paul's beatings; use dust cloths and work hard until a timer goes off; sit and look at empty plates as you rub your stomachs thinking of Paul's hunger. Divide the children into four groups, each starting at a different station. When you blow a whistle, the children move to the next station until all have experienced Paul's sufferings.
 - ④ **Eyes Closed While Listening Center:** Have the children listen to a sound CD with their eyes shut while sitting in a circle on the floor. Stop the CD periodically and, keeping their eyes shut, have the children talk about what they have heard. Talk about how hard it is not to see and only be able to hear sounds. "Listen for something like this that will happen in the Bible Adventure today."
 - ④ **Stop, Wait, Start:** With children running in place, call out "stop." They must fall to the floor and wait for the next command which will be "start." Before starting on another action, the teacher and children will count slowly to three. "In our Bible Adventure today Saul has to wait for three long days without being able to see anything and without eating or drinking anything." Continue this game with other actions like jumping jacks, skipping, windmill, swaying, hopping, back scratching, etc. Each time, count slowly, "One-two-three!" before starting another action. Talk about times in life when we go and times when we stop and wait. "Saul had to stop and learn how to be an apostle for Jesus. We will be reminded about that in our Bible Adventure." For variety, sing the Memory Verse Song while moving.



Book:
Presentation Ideas -

- Color the **2CO01ECGF1, 2CO01ECGF2, 2CO01ECGF3, 2CO01ECGF4, 2CO01ECGF5, 2CO01ECGF6, and 2CO01ECGF7** pictures and glue them onto colored construction paper. Show these pictures as you tell the Bible Adventure. Save them for review in future lessons.

"Touch" Finger Play:

I love soft things so very much,	
Soft things to feel,	
Soft things to touch.	
Round fluffy curls,	(Touch hair.)
A furry cat,	(Pretend to pet a cat.)
A baby's cheek,	(Rub cheek.)
An animal so fat!	(Hold arms in a circle.)
A bedtime kiss,	(Blow a kiss.)
A gentle breeze,	(Wave hands.)
My puppy's ear,	(Touch ear.)
I love all of these!	(Hug self.)

Bible Adventure for 2's & 3's-

(Show the 2CO01ECGF1 picture.) Paul wrote the letter of First Corinthians to correct some wrong things that were going on in the Corinthian church. When the Corinthians got the letter, some of the people didn't want to believe that Paul was a true apostle of Jesus Christ. They did not want to obey him. So Paul wrote another letter to the Corinthians to tell them he was a true apostle of Jesus and that his words were God's words. This letter is in our Bible and is called Second Corinthians. (Hold up your Bible and flip the pages to Second Corinthians.)

(Show the 2CO01ECGF3 picture.) The twelve men who lived with Jesus while He was alive on earth were called apostles. They heard Jesus teach and watched Him do miracles. After Jesus went back to heaven, the apostles were given God's power to do miracles, too.

(Show the 2CO01ECGF4 picture.) Paul had not lived with Jesus. Paul met Jesus one day when he was traveling on the road to Damascus. A bright light came down from heaven that blinded Paul's eyes, and Jesus spoke to Paul. From that day on, Paul knew in his heart that Jesus was alive and Lord over all. God healed Paul's eyes and he became an apostle. His words had the same power as the other apostles who had lived with Jesus.

(Show the 2CO01ECGF6 picture.) Paul suffered as an apostle. Some people got mad at Paul when he told them about Jesus. Paul said, "But with every trouble I have had, God has given me the comfort I need to keep preaching the gospel of Jesus. God helps me keep standing firm in faith. Now I can tell other people about God's comfort."

Paul asked the Corinthians to comfort those in the church who were sad over their sin. They were to forgive the people who were sorry for their sin and to love them as God loved them.

Prayer: Dear God, thank You for Paul who spoke Your words as an apostle. Thank You for comforting us when we are sad about our sin. In Jesus' name I pray, amen.

Bible Adventure for 4's, 5's & K-

(Show the 2CO01ECGF1 picture. Have the children "spank" their forearm as a reminder of the theme of 1 Corinthians which is "correction.") Paul wrote the letter of First Corinthians to correct some wrong things that were going on in the Corinthian church. When the Corinthians got the first letter, some of the people listened and obeyed; but a few of the people didn't want to listen and said that Paul was not a true apostle of Jesus Christ. They said, "We don't think Paul is a true apostle. We won't obey him."

(Show the 2CO01ECGF2 picture.) So Paul wrote another letter to the Corinthians to remind them that he was a true apostle of Jesus Christ and that his words were God's words. This book is called Second Corinthians. (Have the children put their right arm up in the shield position. This hand gesture will remind the children of the theme of 2 Corinthians—"apostleship defended." Repeat several times.)

(Show the 2CO01ECGF3 picture.) Jesus' apostles were the twelve disciples who had lived with Him for three years while He was on earth (except Judas who betrayed Jesus and then died, had been replaced by a man named Matthias.). The twelve disciples heard Jesus teach and watched Him do miracles. Before Jesus went back to heaven, He told the disciples that they would be His messengers to teach people all that He had taught them. They would have God's power to do the same kinds of miracles He had done.

(Show the 2CO01ECGF4 picture.) Paul was not one of the twelve disciples who had lived with Jesus. Paul, whose name was Saul when Jesus was alive, was a Pharisee who hated Jesus and tried to kill Christians. One day on the road to Damascus, Jesus' light blinded Saul's eyes. When Jesus spoke to Saul, Saul knew in his heart that Jesus was alive and Lord over all. Jesus changed Saul's name to Paul.

Paul became an apostle whose words had the same power as the other apostles because they were God's words.

(Show the 2CO01ECGF5 picture.) Paul wrote, "God chose me to be an apostle of Jesus Christ. Jesus told me that I would suffer as an apostle, and that has been true. Wherever I have gone, I have had great trouble. There have been times when the trouble got so bad that I was sure I was going to die. While I was in Asia, if it had not been for God's powerful protection, I would not be alive today. God has used your prayers to help keep me alive until now and He will continue to use your prayers, so keep praying for me."

(Show the 2CO01ECGF6 picture.) Paul said, "But with every trouble I have had, God has given me the comfort I needed to keep standing firm in faith. In fact, the more trouble I have had, the more comfort God has given me. God wants us to feel His comfort so that we can comfort other people when they are going through trouble. We can say to them, 'God comforted me when I was going through a hard time, and He will comfort you, too.'"

(Show the 2CO01ECGF7 picture.) Paul said, "Now I want you to comfort the ones in your church who are sad over their sin. Tell them God loves them and you love them. Comfort them as you have been comforted by God. Give comfort and help to those who are going through hard times. Tell them to look to God who has power to comfort them, just like He has comforted me through each hard time."

Prayer: Dear God, thank You for Paul who suffered many troubles as an apostle. Thank You for giving him comfort when he went through hard times. Thank You for Your comfort when we are sad or going through bad times. In Jesus' name I pray, amen.

Aim Questions

Aim Questions for 2's & 3's:

1. **Who wrote a second letter to the Corinthians to tell them he was a true apostle of Jesus Christ?** *(Paul.)*
2. **Who spoke from a bright light to Paul and made him an apostle?** *(Jesus.)*
3. **Who comforts us when we are sad about our sin?** *(God, Jesus.)*

Aim Questions for 4's & 5's:

1. **What did Paul do as an apostle of Jesus Christ?** *(He preached God's powerful words and did God's powerful miracles.)*
2. **Was being an apostle an easy job?** *(No. Paul suffered many troubles wherever he went.)*
3. **What did Paul say God does for the Christian who is suffering?** *(God comforts His children.)*
4. **What does God want us to do for other Christians who are suffering?** *(Comfort them with God's comfort.)*



Look:

- Aim Questions:** Place the **Aim Questions** in envelopes and put them in the classroom mailbox before the Bible Adventure. Have the children go over one at a time to get the next question from the mailbox to be read by the teacher.
- Snack Suggestion:** Say this familiar blessing before eating. Encourage the children to say it along with you if they know the words.
"Thank you for the world so sweet.
Thank you for the food we eat.
Thank you for the birds that sing.
Thank you, God, for everything."
- Snack Idea:** Serve trail mix. Allow children to make their own by scooping items they like out of bowls. Snack items might include fish crackers, pretzels, raisins, small candies or nuts. "Paul traveled a lot, and he would have loved this trail mix." Place some of the pictures from 1Corinthians in the middle of the table as reminders of all Paul said to them. "Paul persecuted Christians before he was blinded by Jesus on the road to Damascus. Then Paul became an apostle and missionary and shared God's words with people. He loved to tell people about Jesus. He wrote letters to people he loved."
- Transition Idea:** Hold up two fingers as you move from one area to another for "Second" Corinthians.

- Paper Plate Review: (2CO01ECGF12)** Give each child a paper plate and a GF12 circle that has been copied on cardstock paper and cut out. Use a brad paper fastener to attach the GF12 circle to the middle of the large plate. Draw an arrow on the rim of the large plate that points to the center of the plate. Spin the GF12 disk around and tell about the picture that the arrow is pointing to.
- 2 Corinthians Postcard from Paul: (2CO01ECGF11)** Each week of the 2 Corinthians study, glue a picture reminder (this will be designated in each lesson) to a large piece of white poster board that has been tacked to the wall. This poster board is in the shape of a postcard (see GF11 sample) because Paul is writing a letter to the Corinthians. This first week of 2 Corinthians, let the children glue colored construction paper pieces around the edges of the postcard for color. Repeat the theme—"Apostleship defended"—and hand signal--right arm up in the shield position--for 2 Corinthians. To use for the giant postcard for review during future **Hook** times, blindfold a child and see which picture he points to. The children can review 2 Corinthians together by telling what the picture is about.
- "Apostle Paul" Game:** Have the children sit in a circle and choose one child to leave the room. Ask a volunteer from the circle to be "Paul." The first child returns to the center of the circle and asks the question, "Where is Apostle Paul?" The chosen child responds, "Here I am," trying not to move his lips or give himself away. The center child tries to guess who answered him. Repeat with different children as long as interest allows.
- Action Game:** Play "Duck, Duck, Goose" using the words "Sad, Sad, Comfort" instead. Pat a child on the shoulder as if comforting him when you say "Comfort." "Paul was sad about the Corinthian's sin, but now some of them were repenting of their sin and were comforted by God and others."
- Identification Game:** Place different items that might comfort a person on a tray and then cover them with a cloth or put them in a bag. Children come up one at a time and feel an item and guess what it is. Then ask them if that thing would really comfort Paul when he was suffering. Include the Bible, stuffed animals, box of animal crackers, doll, truck, video, bottle of bubbles, apple, pillow, hat, etc.
- "God Loves You" Sign Language:** Invite someone to come in and teach the children how to say "God loves you" in sign language. "Paul told everyone that God loved them. He told this to the Corinthians in his second letter that we are going to be talking about."
- Memory Verse Application:** Encourage children to walk along a board and try to not let their feet touch the floor, walk on small round rocks in a box, or walk with a section of an egg carton attached to the bottom of their shoes with a heavy rubber band. Talk about how it feels to walk on those things. They are wobbly and unsure. "If we walk with Jesus, God helps us to stand firm and not be wobbly in what we believe. The Corinthians needed to obey Jesus and stand firm in trusting Him."

Songs:

- Bible Themes Song** (*tune: "Bible Songs for Preschool Children—2 Corinthians" tape*)
(Chorus)
 We like to sing about the Bible themes.
 We like to sing about the Bible themes.
 We like to sing about the Bible themes.
 It helps us understand God's Wo-ord.

 First Corinthians is correction;
 Second Corinthians—apostleship defended;
 Galatians—justified by faith and not by works.
(Repeat chorus.)
- 2 Paul Wrote a Letter** (*tune: "Ring Around the Rosie"*)
 Paul wrote a letter, to the Corinthians.
 First and Se-cond Cor-in-thi-ans!

2 Corinthians 1:21 Memory Verse Song (tune: "She'll Be Comin' Round the Mountain")

Now it's God who makes both us and you stand firm. (In Christ!)
It is God who makes both us and you stand firm. (In Christ!)
Second Cor-inthi-ans one, twenty-one says, "It-it is-is
God who makes both us and you stand firm in Christ." (Stand firm!)

Jesus Chose Apostle Paul (tune: "I've Been Working on the Railroad")

Jesus chose Apostle Pa-aul to tell the gospel news. (*"Walk" the Paul puppet along.*)
Jesus chose Apostle Pa-aul to tell the gospel news.
Jesus said he'd have to suffer; some hard times he would have. (*Bow the puppet and make a sad face.*)
Jesus said He'd give him comfort so it would not be bad. (*Hold puppet to your heart.*)
Comforted by God; comforted by God; comforted by Go-o-od. (*Hug the puppet.*)
Comforted by God; comforted by God; comforted by God. (*Rock back and forth hugging puppet.*)

Kum Ba Yah


1. Kum ba yah, my Lord, Kum ba yah,
Kum ba yah, my Lord, Kum ba yah.
Kum ba yah, my Lord, Kum ba yah!
Oh, Lord, Kum ba yah!
2. Someone's crying, Lord, give him comfort...
3. Someone's praying, Lord, that we stand firm...
4. Kum by yah, my Lord, Kum ba yah...



Took:

- A Comfort Card: (2CO01ECGF13)** Fold a sheet of heavy-weight, colored paper in half. On the front of the card, glue the GF13 "God comforts me" heart. On the inside of the card, glue a piece of soft fur or other material that the child has chosen for his card. "God's comfort feels good like this card feels good" can be glued on the inside of the card. Decorate with stickers or crayons.
- "God Comforts His Children" Activity Page: (2CO01ECGF14)** Give each child a copy of the GF14 page. Talk about what is happening in the picture on the left hand side of the page (angry people are trying to hurt Paul because he is preaching about Jesus) as the children color and glue fabric bits to the clothes. Yarn can be glued on for hair. Talk about how Paul is being comforted by others in the picture on the right hand side of the page as the children color the picture and glue cotton balls on the cloth used to wash Paul's wounds.
- Paul Was Comforted Action Song: (2CO01ECGF9)** Give each child a GF9 picture of Paul and let them tape it to a craft stick to make a Paul puppet. Sing "Jesus Chose Apostle Paul" (use the song tape if desired) as the children do appropriate hand motions with their puppets.
- Preschool Page for Parents: (2CO01ECPPP)** Send a page home with each child, encouraging parents to reinforce the Bible truths at home. Spend a few minutes before the children go home creatively reviewing the song and memory verse.

Paul
wrote a
letter
called
Second
Corinthians.

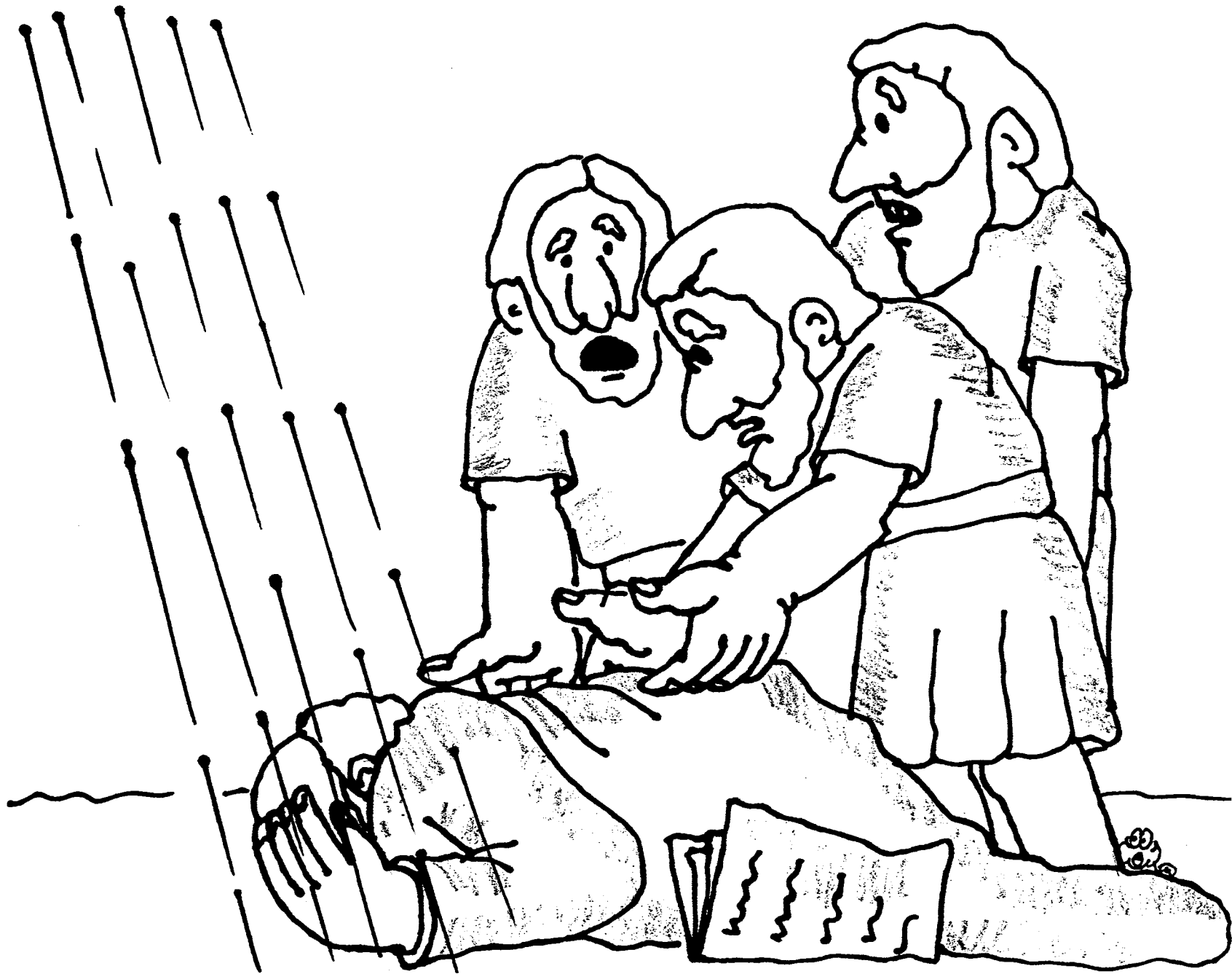




Paul was with Timothy when he wrote the 2 Corinthians letter.



Jesus told His disciples that they would be His apostles.



Jesus taught Paul how to be one of His apostles.



Paul said, "I have suffered through many troubles as an apostle."






















God comforts us so that we can comfort others during hard times.






Paul said, "Comfort the man who is sad about his sin."

The Apostles of Jesus








Second Corinthians Postcard Picture for Lesson #1

Cut out picture and glue on
large poster board postcard.



Postcard sample

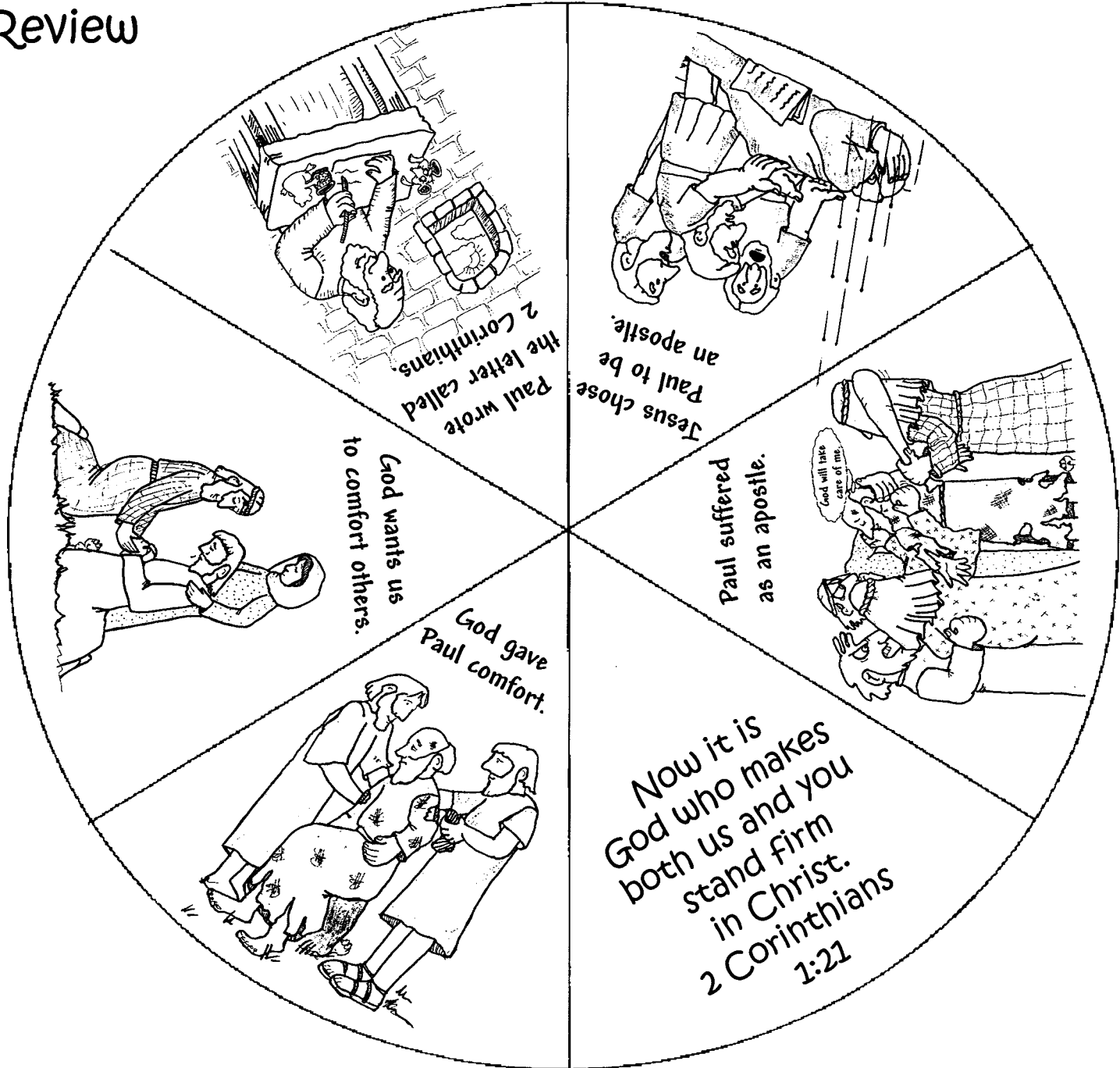
2 Corinthians Lesson #1:
Apostle Paul Suffered and Was Comforted





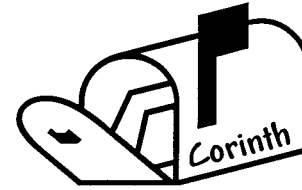




2 Corinthians Lesson #1:
Apostle Paul Suffered and Was Comforted



Paper Plate Review





God's love feels good
like this card feels good.

God's love feels good
like this card feels good.

God's love feels good
like this card feels good.

Now it is God who makes both
us and you stand firm in Christ.
2 Corinthians 1:21



Paul suffered many hard times
because he was Jesus' apostle.



God comforts us so that we can
comfort others during hard times.

September 8, 2002

Second Corinthians Chapters 1:1-2:13



This is what I learned today!


Paul wrote another letter to the Christians in Corinth. It is called *Second Corinthians*. Paul wanted them to know he was a true apostle of Jesus Christ. His words were God's words. Paul met Jesus on the road to Damascus after a bright light blinded Paul's eyes. Jesus talked to Paul from the light and then Paul knew Jesus was alive and Lord over all. Paul became an apostle whose words had the same power as the other twelve apostles. Paul suffered as an apostle and thought he was going to die, but God kept him alive through the prayers of others. Paul knew God gave him the comfort he needed to stand firm in the faith. God gives comfort to us so we can comfort other people when they are in trouble. We are to forgive those who turn away from their sin and comfort them just as we have been comforted by God.

Today's Memory Verse

Now it is God who makes both
us and you stand firm in Christ.

2 Corinthians 1:21

Apostle Paul Stood Firm in the Faith



To illustrate to your young children how you can stand firm, let them try to push you off balance. Your two feet can remain planted on the floor despite their best attempts. Explain to your children that you are able to stand firm on your feet because you are a strong adult. Then explain that God can help even small children stay strong (stand firm) in their hearts to obey rather than disobey. For a fun repetition of the memory verse, the parent can sing or say the lines of the verse (see below) and the children can chime in with the words "In Christ" when you point to them.

2 Corinthians 1:21 Memory Verse Song (tune: "She'll Be Comin' Round the Mountain")

Now it's God who makes both us and you stand firm. (In Christ!)
It is God who makes both us and you stand firm. (In Christ!)
Second Cor-inthi-ans one, twenty one says, "It-it is-is
God who makes both us and you stand firm in Christ." (Stand firm!)

* For tunes to songs, ask about the preschool tape.



Paul suffered as an apostle, but God comforted him.